

FROM THE PRINCIPAL

Dear Parents and Community Members,

Pioneer School is a K-6 and Title I school and receives resources designated to provide extra support in literacy and math. Our teachers know their students individual strengths, challenges and passions and strive to spark a love of learning in every child.

This year, Pioneer will be working towards becoming an AVID elementary (Advancement Via Individual Determination) school promoting college and career readiness. Our teachers will utilize instructional strategies that engage students in learning helping to create exceptional systems that make college a reality for every student.

Pioneer is a Positive Behavior and Interventions Support (PBiS) school. We teach, model and expect students to abide by three Pioneer School Rules: Be Safe, Be Respectful, Be Responsible. We believe in creating leaders in our students and understand the importance of connecting students to their local community. We look forward to partnering with you to help your student have a great year.

Thank you,

Principal | Tonya Cairo

SCHOOL PROFILE

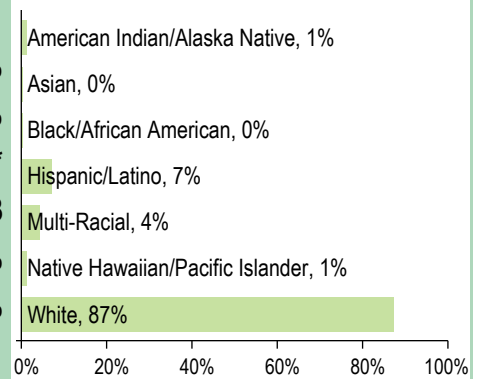
ENROLLMENT 2015-16	413
K-3	199
4-5	96
6-8	118

MEDIAN CLASS SIZE	School	Oregon
	Self-Contained	22.5
Departmentalized	80.0	25.0

SELECTED DEMOGRAPHICS

Economically Disadvantaged	58%
Students with Disabilities	16%
Ever English Learner	*
Different Languages Spoken	3
Regular Attenders	83.8%
Mobile Students	21.4%

STUDENTS



IMMUNIZATION RATES

Percent of students with all required vaccines: 96 (Visit www.healthoregon.org/immdata for more information.)

Percent of students without all required vaccines: 4

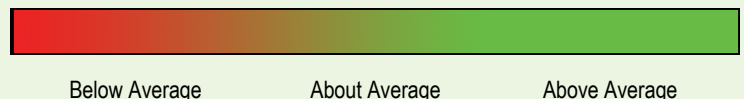
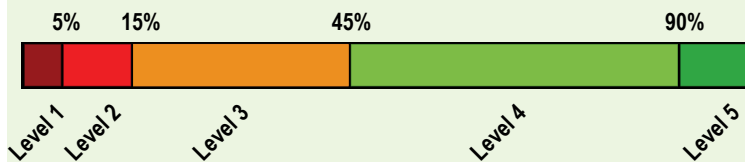
(This value includes students with medical exemptions, nonmedical exemptions, no immunization records, or up-to-date but incomplete immunization records.)

*, <5, and >95 are displayed when data are unavailable or to protect student confidentiality.

*** indicates that this school offered lunch at no charge to all students.

OVERALL SCHOOL RATING

Given the recent passage of the Every Student Succeeds Act (ESSA) and the expiration of Oregon's ESEA flexibility waiver on August 1, 2016, the State of Oregon will not assign ratings (i.e., overall and comparison school ratings) to schools for the 2015-16 school year.



PROGRESS ARE STUDENTS MAKING ADEQUATE GAINS OVER TIME?

SCHOOL PERFORMANCE

Performance of students enrolled in the school for a full academic year

Did at least 95% of the students at this school take required assessments? Yes No, Interpret Results with Caution
Participation rate criteria are in place to ensure schools test all eligible students.

The Smarter Balanced and alternate assessments have four performance levels where levels 3 and 4 are meeting the standard for school and district accountability.

See report cards from previous years to view historical OAKS performance data.

	School Performance (%)			School Performance (%)	Oregon Performance (%)	Like-School Average (%)
	2012-13	2013-14	2014-15	2015-16	2015-16	2015-16
English Language Arts (Administered statewide in grades: 3-8, 11)				Level 1	Level 2	Levels 3 & 4
All students in tested grades	2014-15 was the first operational year of the new English language arts assessment.			42.2 30.3 27.5	54.5 22.4 23.1	50.5 25.2 24.3
	47.1 30.0 23.0					
Mathematics (Administered statewide in grades: 3-8, 11)				Level 1	Level 2	Levels 3 & 4
All students in tested grades	2014-15 was the first operational year of the new mathematics assessment.			38.4 30.8 30.8	43.9 28.0 28.1	40.5 33.5 26.0
	41.5 32.9 25.6					
Science (OAKS) (Administered statewide in Grades: 5, 8, 11)				Did not meet	Met	Exceeded
All students in tested grades	59.2	52.1	64.5	58.0	65.2	72.6
	4.9 54.4 40.8	6.3 45.8 47.9	5.3 59.2 35.5	9.9 48.1 42.0	13.8 51.5 34.8	13.3 59.3 27.4

Visit www.ode.state.or.us/go/data for additional assessment results.

*, <5, and >95 are displayed when the data must be suppressed to protect student confidentiality.

OUTCOMES FOR KEY STUDENT GROUPS AT THIS SCHOOL COMPARED TO THE SAME GROUPS STATEWIDE

STUDENT GROUP OUTCOMES

	School Performance (%)	Oregon Performance (%)	Like-School Average (%)	School Performance (%)	Oregon Performance (%)	Like-School Average (%)	School Performance (%)	Oregon Performance (%)	Like-School Average (%)
Economically Disadvantaged				American Indian/Alaska Native			Native Hawaiian/Pacific Islander		
Eng. Lang. Arts	35.4	42.3	40.7	Eng. Lang. Arts	*	37.2	45.8	Eng. Lang. Arts	*
Mathematics	34.2	31.3	30.8	Mathematics	*	26.9	37.5	Mathematics	*
Science	54.2	54.6	65.9	Science	*	50.1	81.3	Science	*
English Learners				Asian				White	
Eng. Lang. Arts	*	33.0	31.8	Eng. Lang. Arts	*	72.7	70.0	Eng. Lang. Arts	42.8
Mathematics	*	24.2	28.8	Mathematics	*	69.0	70.0	Mathematics	39.7
Science	*	38.4	62.5	Science	*	74.6	77.8	Science	56.9
Students with Disabilities				Black/African American				Female	
Eng. Lang. Arts	25.6	22.6	20.4	Eng. Lang. Arts	*	32.9	43.8	Eng. Lang. Arts	47.5
Mathematics	17.9	18.4	19.2	Mathematics	*	21.1	43.8	Mathematics	46.7
Science	30.8	34.9	43.5	Science	*	38.8	*	Science	58.3
Migrant				Hispanic/Latino				Male	
Eng. Lang. Arts	*	27.8	33.3	Eng. Lang. Arts	38.1	36.8	46.8	Eng. Lang. Arts	37.2
Mathematics	*	19.8	22.2	Mathematics	33.3	25.8	35.7	Mathematics	30.5
Science	*	34.8	*	Science	*	44.3	69.3	Science	57.8
Talented and Gifted				Multi-Racial					
Eng. Lang. Arts	83.3	95.4	92.9	Eng. Lang. Arts	37.5	59.0	47.1		
Mathematics	86.7	94.6	90.6	Mathematics	12.5	47.4	36.8		
Science	*	97.5	>95	Science	*	69.5	61.3		

*, <5, and >95 are displayed when the data must be suppressed to protect student confidentiality.

CURRICULUM & LEARNING ENVIRONMENT WHAT IS THIS SCHOOL DOING TO IMPROVE STUDENT LEARNING AND TO PREPARE STUDENTS FOR THE FUTURE?

SCHOOL READINESS

- Free Daily Lunch
- Early Intervention
- Strong PBIS System supporting positive behavior and character education
- District-wide Equity focus
- Targeted support for underserved families
- Full-Day Kindergarten
- Participation in Samaritan Health's "Baby Blast" connecting schools with new parents

ACADEMIC SUPPORT

- Title I Reading and Math: School-wide
- Special Education: for identified students
- ELL Program: support based on language level
- Response to Intervention (RTI)
- Youth Service Teams (YST)
- Second Steps Bullying Prevention
- Community Partnerships

ACADEMIC ENRICHMENT

- Talented and Gifted Program (TAG)
- Video Production
- Foster Grandparents
- Junior Achievement
- Battle of the Books (OBOB)
- Music and PE programs in the schools

EXTRA-CURRICULAR ACTIVITIES/ AFTER SCHOOL PROGRAMS

- Boys and Girls Club activities, after-school programs, and athletics
- Battle of the Books (OBOB)

Data and information in the Curriculum and Learning Environment section were provided by local schools and districts, and were not verified by the Oregon Department of Education.