

FROM THE PRINCIPAL

Dear Parents and Community Members,

We continue to be very proud of the achievements that Sand Ridge students accomplish. We believe that Sand Ridge students are great models of what hard work and dedication can accomplish.

The 2015-2016 school year was the second year for the Smarter Balanced Assessment. As you know, the Smarter Balanced Assessment focuses on Common Core State Standards, which is preparing all students to be college and civic ready. Sand Ridge Charter students scored above the sixty percentile on the Smarter Balanced testing in both Math and Language Arts. You, as parents, helped us achieve this by monitoring your student's homework, attending parent/teacher

conferences, and striving for perfect attendance. Thank you for all your involvement and participation in your child's future. We look forward to this ongoing partnership in the coming year to make sure all of our students reach their full potential.

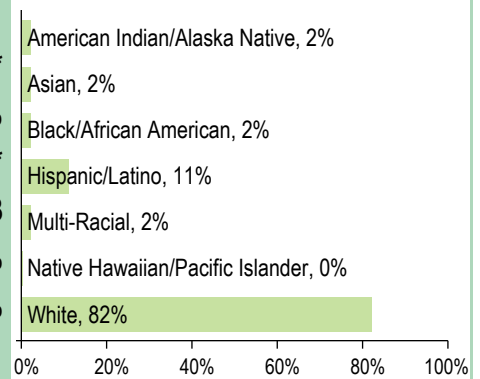
Thank you,

Principal | Audrey Cota

SCHOOL PROFILE

ENROLLMENT 2015-16	321	SELECTED DEMOGRAPHICS	
K-3	138	Economically Disadvantaged	*
4-5	73	Students with Disabilities	8%
6-8	110	Ever English Learner	*
MEDIAN CLASS SIZE		Different Languages Spoken	3
	School : Oregon	Regular Attenders	87.1%
Self-Contained	-- --	Mobile Students	13.7%
Departmentalized	23.0 25.0		

STUDENTS



IMMUNIZATION RATES

Percent of students with all required vaccines: 95 (Visit www.healthoregon.org/immdata for more information.)

Percent of students without all required vaccines: 5

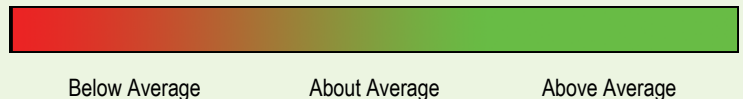
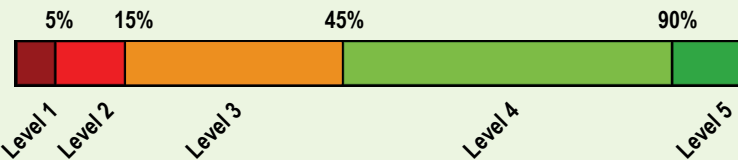
(This value includes students with medical exemptions, nonmedical exemptions, no immunization records, or up-to-date but incomplete immunization records.)

*, <5, and >95 are displayed when data are unavailable or to protect student confidentiality.

*** indicates that this school offered lunch at no charge to all students.

OVERALL SCHOOL RATING

Given the recent passage of the Every Student Succeeds Act (ESSA) and the expiration of Oregon's ESEA flexibility waiver on August 1, 2016, the State of Oregon will not assign ratings (i.e., overall and comparison school ratings) to schools for the 2015-16 school year.



PROGRESS ARE STUDENTS MAKING ADEQUATE GAINS OVER TIME?

SCHOOL PERFORMANCE

Performance of students enrolled in the school for a full academic year

Did at least 95% of the students at this school take required assessments? Yes No, Interpret Results with Caution
Participation rate criteria are in place to ensure schools test all eligible students.

The Smarter Balanced and alternate assessments have four performance levels where levels 3 and 4 are meeting the standard for school and district accountability.

See report cards from previous years to view historical OAKS performance data.

	School Performance (%)			School Performance (%)	Oregon Performance (%)	Like-School Average (%)
	2012-13	2013-14	2014-15	2015-16	2015-16	2015-16
English Language Arts (Administered statewide in grades: 3-8, 11)				Level 1	Level 2	Levels 3 & 4
All students in tested grades	2014-15 was the first operational year of the new English language arts assessment.			54.8 34.2 11.0	65.4 22.6 12.0	54.5 22.4 23.1
Mathematics (Administered statewide in grades: 3-8, 11)				Level 1	Level 2	Levels 3 & 4
All students in tested grades	2014-15 was the first operational year of the new mathematics assessment.			61.6 26.0 12.3	63.0 24.5 12.5	43.9 28.0 28.1
Science (OAKS) (Administered statewide in Grades: 5, 8, 11)				Did not meet	Met	Exceeded
All students in tested grades	82.9	87.5	89.7	73.0	65.2	84.7
	21.1 61.8 17.1	11.1 76.4 12.5	20.5 69.2 10.3	14.3 58.7 27.0	13.8 51.5 34.8	26.0 58.7 15.3

Visit www.ode.state.or.us/go/data for additional assessment results.

*, <5, and >95 are displayed when the data must be suppressed to protect student confidentiality.

OUTCOMES FOR KEY STUDENT GROUPS AT THIS SCHOOL COMPARED TO THE SAME GROUPS STATEWIDE

STUDENT GROUP OUTCOMES

	School Performance (%)	Oregon Performance (%)	Like-School Average (%)	School Performance (%)	Oregon Performance (%)	Like-School Average (%)	School Performance (%)	Oregon Performance (%)	Like-School Average (%)		
Economically Disadvantaged				American Indian/Alaska Native			Native Hawaiian/Pacific Islander				
Eng. Lang. Arts	*	42.3	53.5	Eng. Lang. Arts	*	37.2	53.8	Eng. Lang. Arts	*	41.8	75.0
Mathematics	*	31.3	46.9	Mathematics	*	26.9	61.5	Mathematics	*	29.2	83.3
Science	*	54.6	69.5	Science	*	50.1	*	Science	*	47.9	*
English Learners				Asian				White			
Eng. Lang. Arts	*	33.0	49.0	Eng. Lang. Arts	*	72.7	89.2	Eng. Lang. Arts	67.4	60.9	77.6
Mathematics	*	24.2	48.5	Mathematics	*	69.0	86.7	Mathematics	65.7	50.1	71.3
Science	*	38.4	54.5	Science	*	74.6	85.2	Science	76.9	73.5	85.0
Students with Disabilities				Black/African American				Female			
Eng. Lang. Arts	27.8	22.6	48.1	Eng. Lang. Arts	*	32.9	71.4	Eng. Lang. Arts	67.6	60.3	81.4
Mathematics	22.2	18.4	45.7	Mathematics	*	21.1	71.4	Mathematics	61.3	43.6	69.2
Science	28.6	34.9	58.8	Science	*	38.8	88.9	Science	69.0	63.4	80.9
Migrant				Hispanic/Latino				Male			
Eng. Lang. Arts	*	27.8	16.7	Eng. Lang. Arts	50.0	36.8	66.7	Eng. Lang. Arts	62.9	49.0	73.9
Mathematics	*	19.8	16.7	Mathematics	56.3	25.8	59.8	Mathematics	64.9	44.2	74.1
Science	*	34.8	*	Science	*	44.3	78.1	Science	76.5	67.0	88.5
Talented and Gifted				Multi-Racial							
Eng. Lang. Arts	>95	95.4	>95	Eng. Lang. Arts	*	59.0	78.7				
Mathematics	>95	94.6	>95	Mathematics	*	47.4	73.5				
Science	*	97.5	>95	Science	*	69.5	85.9				

*, <5, and >95 are displayed when the data must be suppressed to protect student confidentiality.

CURRICULUM & LEARNING ENVIRONMENT WHAT IS THIS SCHOOL DOING TO IMPROVE STUDENT LEARNING AND TO PREPARE STUDENTS FOR THE FUTURE?

SCHOOL READINESS

- Small learning communities
- Universal daily breakfast and lunch program
- PBIS Behavior program
- Virtues First Character building program
- Spanish taught in Kindergarten through eighth grade
- Full time PE teacher on staff

ACADEMIC SUPPORT

- Field trips
- Special Education
- RTI
- Book fair
- Read across America
- OMSI- in school programs

ACADEMIC ENRICHMENT

- Field trips
- After school homework help
- Math Help elective for middle school
- Talented and Gifted program
- Outdoor School
- Small class size
- Assistants in every classroom
- Spanish beginning in Kindergarten

EXTRA-CURRICULAR ACTIVITIES/ AFTER SCHOOL PROGRAMS

Boys and Girls club handles all of Sand Ridge's lower grade students' extra-curricular activities. Sand Ridge's middle school students are eligible to participate in their home district sports programs.

Data and information in the Curriculum and Learning Environment section were provided by local schools and districts, and were not verified by the Oregon Department of Education.