

FROM THE PRINCIPAL

Dear Parents and Community Members,

During the 2015-16 school year Cascades Elementary completed the second year of the Smarter Balance Assessment, all grades performed quite well, with our 4th grade students exceeding the state average in Math. Overall, all grades did very well on the math assessment.

I am so proud of our students and teachers, because they have done "whatever it takes" to be successful life-long learners. Teachers worked very hard to differentiate instruction and prepare targeted instruction to meet the specific needs of the learners.

I rely on our entire school community (parents, extended families and community organizations) to support learning. If we all work together our students will continue to experience growth in their academic performance. It is critical that every student values education and this comes from families taking the time to set goals, work hard, attend regularly and read with their student.

Thank you for being our educational partner!

Thank you,

Principal | Tami Volz

SCHOOL PROFILE

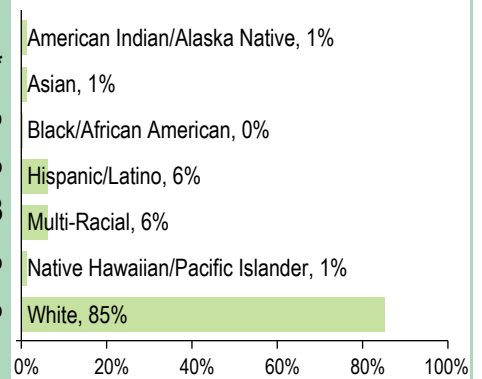
| | |
|--------------------|-----|
| ENROLLMENT 2015-16 | 354 |
| K-3 | 237 |
| 4-5 | 117 |
| 6-8 | -- |

| | | |
|-------------------|--------|--------|
| MEDIAN CLASS SIZE | School | Oregon |
| Self-Contained | 21.0 | 25.0 |
| Departmentalized | -- | -- |

SELECTED DEMOGRAPHICS

| | |
|----------------------------|-------|
| Economically Disadvantaged | *** |
| Students with Disabilities | 16% |
| Ever English Learner | <5% |
| Different Languages Spoken | 3 |
| Regular Attenders | 77.6% |
| Mobile Students | 17.1% |

STUDENTS



IMMUNIZATION RATES

Percent of students with all required vaccines: 99 (Visit www.healthoregon.org/immdata for more information.)

Percent of students without all required vaccines: 1

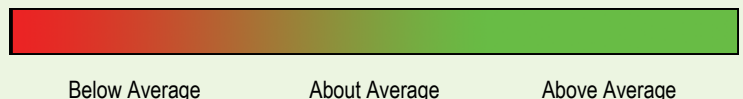
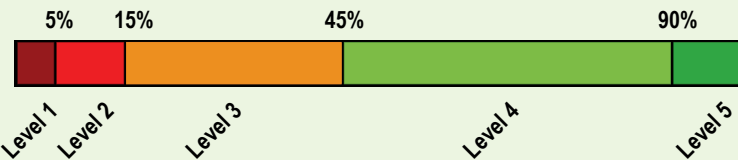
(This value includes students with medical exemptions, nonmedical exemptions, no immunization records, or up-to-date but incomplete immunization records.)

*, <5, and >95 are displayed when data are unavailable or to protect student confidentiality.

*** indicates that this school offered lunch at no charge to all students.

OVERALL SCHOOL RATING

Given the recent passage of the Every Student Succeeds Act (ESSA) and the expiration of Oregon's ESEA flexibility waiver on August 1, 2016, the State of Oregon will not assign ratings (i.e., overall and comparison school ratings) to schools for the 2015-16 school year.



PROGRESS ARE STUDENTS MAKING ADEQUATE GAINS OVER TIME?

| SCHOOL PERFORMANCE | Performance of students enrolled in the school for a full academic year | | | | | | |
|---|---|---|---------------------|------------------------|------------------------|-------------------------|----------------------|
| | Did at least 95% of the students at this school take required assessments? <input checked="" type="checkbox"/> Yes <input type="checkbox"/> No, Interpret Results with Caution <i>Participation rate criteria are in place to ensure schools test all eligible students.</i> | | | | | | |
| The Smarter Balanced and alternate assessments have four performance levels where levels 3 and 4 are meeting the standard for school and district accountability. | School Performance (%) | | | School Performance (%) | Oregon Performance (%) | Like-School Average (%) | |
| | 2012-13 | 2013-14 | 2014-15 | 2015-16 | 2015-16 | 2015-16 | |
| English Language Arts (Administered statewide in grades: 3-8, 11) | | | | Level 1 | Level 2 | Levels 3 & 4 | |
| | All students in tested grades | 2014-15 was the first operational year of the new English language arts assessment. | | | 46.0 19.0 35.1 | 46.0 25.6 28.4 | 52.4 21.3 26.3 |
| Mathematics (Administered statewide in grades: 3-8, 11) | | | | Level 1 | Level 2 | Levels 3 & 4 | |
| | All students in tested grades | 2014-15 was the first operational year of the new mathematics assessment. | | | 40.5 26.6 32.9 | 43.2 27.3 29.5 | 44.9 28.5 26.6 |
| Science (OAKS) (Administered statewide in Grades: 5, 8, 11) | | | | Did not meet | Met | Exceeded | |
| | All students in tested grades | 49.0 | 53.8 | 56.3 | 72.0 | 66.5 | 64.1 |
| | | 3.9 45.1 51.0 | 9.6 44.2 46.2 | 10.9 45.3 43.8 | 16.0 56.0 28.0 | 15.7 50.8 33.5 | 10.1 54.0 35.9 |

Visit www.ode.state.or.us/go/data for additional assessment results. *, <5, and >95 are displayed when the data must be suppressed to protect student confidentiality.

OUTCOMES FOR KEY STUDENT GROUPS AT THIS SCHOOL COMPARED TO THE SAME GROUPS STATEWIDE

| STUDENT GROUP OUTCOMES | School Performance (%) | Oregon Performance (%) | Like-School Average (%) | School Performance (%) | Oregon Performance (%) | Like-School Average (%) | School Performance (%) | Oregon Performance (%) | Like-School Average (%) |
|-----------------------------------|-----------------------------------|------------------------|-------------------------|-------------------------------|--------------------------------------|-------------------------|------------------------|---|-------------------------|
| | Economically Disadvantaged | | | | American Indian/Alaska Native | | | Native Hawaiian/Pacific Islander | |
| Eng. Lang. Arts | 46.0 | 40.7 | 41.7 | Eng. Lang. Arts | * | 35.5 | 38.9 | Eng. Lang. Arts | * |
| Mathematics | 43.2 | 32.9 | 32.0 | Mathematics | * | 28.7 | 26.4 | Mathematics | * |
| Science | 72.0 | 56.1 | 63.2 | Science | * | 51.7 | 58.3 | Science | * |
| English Learners | | | | Asian | | | | White | |
| Eng. Lang. Arts | * | 29.1 | 34.4 | Eng. Lang. Arts | * | 69.9 | 57.1 | Eng. Lang. Arts | 48.3 |
| Mathematics | * | 23.6 | 28.9 | Mathematics | * | 68.0 | 71.4 | Mathematics | 45.6 |
| Science | * | 38.7 | 42.3 | Science | * | 75.6 | * | Science | 78.0 |
| Students with Disabilities | | | | Black/African American | | | | Female | |
| Eng. Lang. Arts | 25.0 | 25.0 | 16.9 | Eng. Lang. Arts | * | 31.5 | 19.2 | Eng. Lang. Arts | 58.2 |
| Mathematics | 21.4 | 22.1 | 14.9 | Mathematics | * | 21.6 | 7.7 | Mathematics | 45.6 |
| Science | 42.9 | 38.4 | 36.8 | Science | * | 41.5 | <5 | Science | 70.8 |
| Migrant | | | | Hispanic/Latino | | | | Male | |
| Eng. Lang. Arts | * | 24.6 | * | Eng. Lang. Arts | 9.1 | 34.1 | 38.6 | Eng. Lang. Arts | 36.1 |
| Mathematics | * | 20.4 | * | Mathematics | 9.1 | 26.5 | 26.8 | Mathematics | 41.2 |
| Science | * | 36.1 | * | Science | * | 44.9 | 54.0 | Science | 73.1 |
| Talented and Gifted | | | | Multi-Racial | | | | | |
| Eng. Lang. Arts | 90.0 | 95.4 | >95 | Eng. Lang. Arts | 58.3 | 57.1 | 41.5 | | |
| Mathematics | 95.0 | 95.1 | >95 | Mathematics | 50.0 | 48.3 | 27.8 | | |
| Science | * | 97.7 | >95 | Science | * | 70.0 | 57.4 | | |

*, <5, and >95 are displayed when the data must be suppressed to protect student confidentiality.

CURRICULUM & LEARNING ENVIRONMENT WHAT IS THIS SCHOOL DOING TO IMPROVE STUDENT LEARNING AND TO PREPARE STUDENTS FOR THE FUTURE?

SCHOOL READINESS

- School Readiness:
- Full day kindergarten
 - Daily, free breakfast & lunch
 - Full-time PE teacher
 - Summer school
 - Full-time library

ACADEMIC SUPPORT

- Academic Support:
- Title I support with assistants for math and reading
 - Response to Intervention program for all core academic areas
 - Special education support
 - Qualified reading teacher
 - Wednesday Math Academy

ACADEMIC ENRICHMENT

- Academic Enrichment:
- Battle of the Books
 - Dr. Seuss Night
 - Academic field trips to OSU, OMSI and Marine science center
 - School garden
 - Art and music
 - Self-manager program
 - Read-at-home incentive program

EXTRA-CURRICULAR ACTIVITIES/ AFTER SCHOOL PROGRAMS

- Extra-curricular Activities:
- Running club
 - Boys & Girls Club
 - Parent-teacher organization activities
 - Bike Club
 - Coding Club

Data and information in the Curriculum and Learning Environment section were provided by local schools and districts, and were not verified by the Oregon Department of Education.

FEDERAL TITLE I DESIGNATION

Tier 1 Tier 2 Tier 3

Tier 2 Schools are formerly identified Priority, Priority S.I.G., Focus, or Other Title I Schools based on Oregon's rating formula and ESEA Flexibility Waiver. **These schools have demonstrated moderate improvement since identification and are currently receiving adaptive supports and monitoring from ODE.**

For more information, please visit <http://www.ode.state.or.us/search/page/?id=3742>