

## FROM THE PRINCIPAL

Dear Parents and Community Members,

Greetings-

In the 2015-16 school year, Lacomb School received an Overall state rating of 4 out of 5. This means Lacomb students continue to perform as well as 70% - 86% of Oregon elementary school students.

We are proud of our students achievement and will continue to support them in their efforts.

We continue to emphasize challenging work for all students that is authentic and relevant to their lives. We believe that we serve our students best by building relationships that last a lifetime. We hope

that our program will engage entire families in giving students the skills they need to be college and career ready.

We continue to emphasize that the family plays an enormous role in the success of children. Parent involvement and participation is one of the keys to having children who excel in school. We hope to be able to support all of our families in being equipped to support children in school.

Our community is what makes us special. We want to thank you for your support.

Thank you,

Principal | Tim Geoghegan

## SCHOOL PROFILE

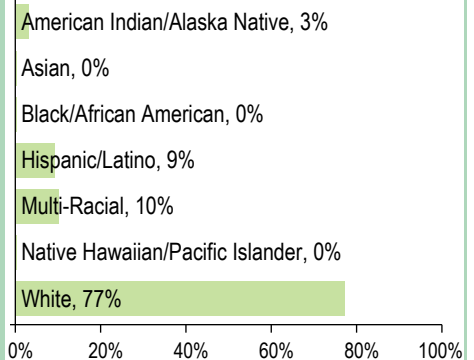
ENROLLMENT 2015-16	214
K-3	82
4-5	45
6-8	87

MEDIAN CLASS SIZE	School	Oregon
Self-Contained	23.0	25.0
Departmentalized	214.0	25.0

## SELECTED DEMOGRAPHICS

Economically Disadvantaged	58%
Students with Disabilities	17%
Ever English Learner	<5%
Different Languages Spoken	2
Regular Attenders	81.8%
Mobile Students	16.8%

## STUDENTS



## IMMUNIZATION RATES

Percent of students with all required vaccines: 92 (Visit [www.healthoregon.org/immdata](http://www.healthoregon.org/immdata) for more information.)

Percent of students without all required vaccines: 8

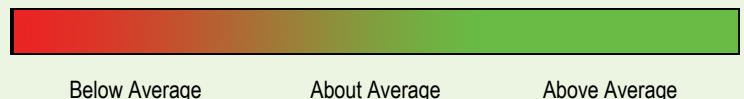
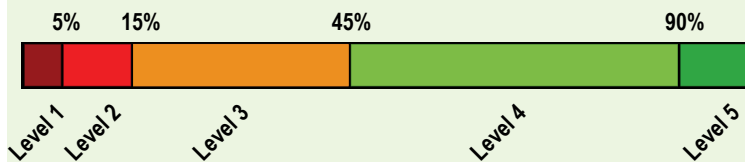
(This value includes students with medical exemptions, nonmedical exemptions, no immunization records, or up-to-date but incomplete immunization records.)

\*, <5, and >95 are displayed when data are unavailable or to protect student confidentiality.

\*\*\* indicates that this school offered lunch at no charge to all students.

## OVERALL SCHOOL RATING

Given the recent passage of the Every Student Succeeds Act (ESSA) and the expiration of Oregon's ESEA flexibility waiver on August 1, 2016, the State of Oregon will not assign ratings (i.e., overall and comparison school ratings) to schools for the 2015-16 school year.



**PROGRESS** ARE STUDENTS MAKING ADEQUATE GAINS OVER TIME?

**SCHOOL PERFORMANCE**

Performance of students enrolled in the school for a full academic year

Did at least 95% of the students at this school take required assessments?  Yes  No, Interpret Results with Caution  
*Participation rate criteria are in place to ensure schools test all eligible students.*

The Smarter Balanced and alternate assessments have four performance levels where levels 3 and 4 are meeting the standard for school and district accountability.

See report cards from previous years to view historical OAKS performance data.

	School Performance (%)			School Performance (%)	Oregon Performance (%)	Like-School Average (%)
	2012-13	2013-14	2014-15	2015-16	2015-16	2015-16
<b>English Language Arts</b> (Administered statewide in grades: 3-8, 11)				<b>Level 1</b>	<b>Level 2</b>	<b>Levels 3 &amp; 4</b>
All students in tested grades	2014-15 was the first operational year of the new English language arts assessment.			60.7 23.3 16.0	70.8 16.7 12.5	54.5 22.4 23.1
<b>Mathematics</b> (Administered statewide in grades: 3-8, 11)				<b>Level 1</b>	<b>Level 2</b>	<b>Levels 3 &amp; 4</b>
All students in tested grades	2014-15 was the first operational year of the new mathematics assessment.			51.7 33.6 14.8	53.5 33.3 13.2	43.9 28.0 28.1
<b>Science (OAKS)</b> (Administered statewide in Grades: 5, 8, 11)				<b>Did not meet</b>	<b>Met</b>	<b>Exceeded</b>
All students in tested grades	69.1	87.2	81.6	82.1	65.2	73.2
	21.8 47.3 30.9	12.8 74.5 12.8	18.4 63.3 18.4	20.5 61.5 17.9	13.8 51.5 34.8	14.4 58.8 26.8

Visit [www.ode.state.or.us/go/data](http://www.ode.state.or.us/go/data) for additional assessment results.

\*, <5, and >95 are displayed when the data must be suppressed to protect student confidentiality.

**OUTCOMES** FOR KEY STUDENT GROUPS AT THIS SCHOOL COMPARED TO THE SAME GROUPS STATEWIDE

**STUDENT GROUP OUTCOMES**

	School Performance (%)	Oregon Performance (%)	Like-School Average (%)	School Performance (%)	Oregon Performance (%)	Like-School Average (%)	School Performance (%)	Oregon Performance (%)	Like-School Average (%)
<b>Economically Disadvantaged</b>				<b>American Indian/Alaska Native</b>			<b>Native Hawaiian/Pacific Islander</b>		
Eng. Lang. Arts	63.2	42.3	44.3	Eng. Lang. Arts	*	37.2	46.3	Eng. Lang. Arts	*
Mathematics	46.0	31.3	37.0	Mathematics	*	26.9	31.7	Mathematics	*
Science	73.9	54.6	65.0	Science	*	50.1	73.3	Science	*
<b>English Learners</b>				<b>Asian</b>				<b>White</b>	
Eng. Lang. Arts	*	33.0	31.8	Eng. Lang. Arts	*	72.7	56.5	Eng. Lang. Arts	73.1
Mathematics	*	24.2	32.7	Mathematics	*	69.0	60.9	Mathematics	50.0
Science	*	38.4	51.2	Science	*	74.6	70.0	Science	86.2
<b>Students with Disabilities</b>				<b>Black/African American</b>				<b>Female</b>	
Eng. Lang. Arts	42.9	22.6	22.6	Eng. Lang. Arts	*	32.9	29.4	Eng. Lang. Arts	76.0
Mathematics	28.6	18.4	20.1	Mathematics	*	21.1	37.5	Mathematics	48.0
Science	25.0	34.9	45.6	Science	*	38.8	*	Science	72.7
<b>Migrant</b>				<b>Hispanic/Latino</b>				<b>Male</b>	
Eng. Lang. Arts	*	27.8	27.3	Eng. Lang. Arts	56.3	36.8	44.3	Eng. Lang. Arts	65.2
Mathematics	*	19.8	45.5	Mathematics	62.5	25.8	34.2	Mathematics	59.4
Science	*	34.8	*	Science	*	44.3	64.9	Science	94.1
<b>Talented and Gifted</b>				<b>Multi-Racial</b>					
Eng. Lang. Arts	>95	95.4	>95	Eng. Lang. Arts	66.7	59.0	50.6		
Mathematics	87.5	94.6	94.9	Mathematics	60.0	47.4	38.1		
Science	*	97.5	>95	Science	*	69.5	58.5		

\*, <5, and >95 are displayed when the data must be suppressed to protect student confidentiality.



## CURRICULUM & LEARNING ENVIRONMENT WHAT IS THIS SCHOOL DOING TO IMPROVE STUDENT LEARNING AND TO PREPARE STUDENTS FOR THE FUTURE?

### SCHOOL READINESS

Universal free breakfast  
PE every day for every student  
School counselor 3 days per week

### ACADEMIC SUPPORT

Title I Reading and Math Support  
SMART - Reading Program  
Wednesdays After School Study Help

### ACADEMIC ENRICHMENT

Oregon Battle of the Books  
Talented and Gifted Opportunities  
Student Gardens  
Chess Club

### EXTRA-CURRICULAR ACTIVITIES/ AFTER SCHOOL PROGRAMS

Boys and Girls Club -Bus to the club after school.  
Community sports programs  
After school running club

4H clubs  
Cub scouts  
Girl scouts

*Data and information in the Curriculum and Learning Environment section were provided by local schools and districts, and were not verified by the Oregon Department of Education.*