

2022-2023

Lebanon Community School District #9

ADOPTED BUDGET



Our Vision: Pursuing Excellence for Every Student, Every Day

TABLE OF CONTENTS

GENERAL INFORMATION

Budget Committee Members	1
Budget Calendar	2
Lebanon Community Schools	3
2022-2023 Administrators and Directors	4
2022-2023 Budget Message	5
The Budget at A Glance	7
State School Fund Grant	13
General Fund Revenue/Expense Summary	15
Enrollment	16

FINANCIAL SECTION

100-General Fund	17
General Fund Revenue	19
General Fund by Function	21
General Fund by Object	23
1111 Primary Instruction	28
1113 Elementary Extracurricular	30
1121 Middle School Programs	32
1122 Middle School Extracurricular	34
1131 High School Programs	36
1132 High School Extracurricular	38
1210 Programs for Talented & Gift	40
1220 Restrictive Programs	42
1250 Less Restrictive Programs	44
1280 Alternative Education	46
1281 Public Alternative Programs	48
1288 Charter Schools	50
1291 ESL	52
1300 Adult/Continuing Education Programs	54
1400 Summer School Programs	56
2110 Attendance and Social Work Services	58
2114 Student Accounting	60
2115 Student Safety	62
2120 Guidance Services	64
2126 Placement Services	66
2130 Health Services	68
2135 Health Room	70
2140 Psychological Services	72
2150-2153 Speech Pathology & Audiology	74
2190 Service Direction, Student Support	76
2210 Improvement of Instruction Services	78

2220 Educational Media Services	80
2230 Assessment & Testing	82
2240 Instructional Staff Development	84
2310 Board of Education Services	86
2320 Executive Administration Services	88
2321 Office of the Superintendent Services	90
2410 Office of Principal	92
2520 Fiscal Services	94
2540 Operations & Maintenance of Plant	96
2542 Care & Upkeep of Building	98
2543 Care & Upkeep of Grounds	100
2544 Maintenance	102
2548 Land Lab	104
2550 Student Transportation Services	106
2573 Warehousing & Distributing	108
2630-2632 Internal Info Services	110
2640-2642 Staff Services, Recruitment & Replace	112
2645 Staff Health Services	114
2649 Other Staff Services	116
2660 Technology Services	118
2680 Internal and Translation Services	120
2700 Supplemental Retirement Programs	122
3100 Nutrition Services	124
5200 Transfer of Funds	126
6110 Operating Contingency	128
7000 Unappropriated End Fund Balance	130

SPECIAL REVENUE FUNDS

200 Special Revenue Funds	134
205 Senate Bill 1149	142
212 Academic Achievement Support	144
230 Bus Replacement Fund	146
232 Classroom Furniture Fund	148
234 Elementary & Secondary School Emergency Relief	150
240 Textbook Adoption Fund	154
251 Fund SIA	156
272 Capital Improvements Fund	162
274 Technology Fund	164
277 Track and Turf Replacement Fund	166
279 Student Activity Fund	168
286 HS/MS Athletic Fund	172
289 Measure 98	176
299 Nutrition Services Fund	180
902 ESSER II	184
903 ESSER III	188
904 Summer Learning	194
999 PERS Reserve Fund	198

DEBT SERVICE FUNDS

Fund 300 Debt Service Fund	202
Fund 311 2011 Non-Bonded Debt Fund	204

CAPITAL PROJECT FUNDS

Fund 421 Seismic Rehab LHS Gym	208
--------------------------------	-----

ENTERPRISE FUNDS

Fund 530 Vocational House Fund	212
--------------------------------	-----

INTERNAL SERVICE FUNDS

Fund 601 Unemployment Insurance Fund	216
--------------------------------------	-----

DISTRICT OFFICE HOSPITALITY FUNDS

Fund 701 District Office Hospitality (Social)	220
---	-----

APPENDIX

Required Postings	224
-------------------	-----

THIS PAGE INTENTIONALLY LEFT BLANK

Lebanon Community School District #9

2022 Budget Committee

School Board Members

	Zone	Elected	Term Ends
Tammy Schilling	Zone 1	May 2019	June 30, 2023
Tom Oliver	Zone 2	May 2017	June 30, 2025
Michael Martin-Chair	Zone 3	May 2017	June 30, 2025
Richard Borden-Vice Chair	Zone 4	May 2019	June 30, 2023
Nichole Piland	Zone 5	May 2021	June 30, 2025

Appointed Community Members

	Appointed	Term Ends
William Barish	Jan. 2019	June 30, 2024
Terry Deacon	Jan. 2019	June 30, 2024
Kris Latimer	Dec. 2017	June 30, 2023
Corey McEldowney	June, 2021	June 30, 2023
Ken Mulkey	June, 2021	June 30, 2023

Lebanon Community School District #9 Lebanon, Oregon

BUDGET CALENDAR FOR 2022-2023

December 09, 2021	*	Regular Board Meeting: Review/Approve Budget Calendar
February 10, 2022	*	Special Board/Budget Meeting: Budget Committee Training, and Set Budget Parameters
January 1 – May 19, 2022	*	Preparation of Proposed Budget: Budget Officer
May 09, 2022	*	Post public notice of Budget Committee meeting online. (not more than 30 days before the meeting and & not less than 10 days before the meeting).
May 16, 2022	*	Post public notice of Budget Committee meeting online. (not more than 30 days before the meeting and & not less than 10 days before the meeting).
May 19, 2022	*	Budget Committee Meeting #1: Continued budget discussion
May 26, 2022	*	Budget Committee Meeting #2: Target date for approval of the budget
May 27, 2022	*	Post Notice of Budget Hearing, Financial Summary and Fund Summaries (not more than 30 days nor less than 5 days prior to the hearing).
June 09, 2022	*	Public Budget Hearing & Special Board Meeting on the budget as approved by Budget Committee Adopt the final budget and make appropriations <i>(after Budget Hearing)</i> . The amount of tax levy in the published budget may not be increased, a new fund added, or expenditures increased by more than 10 percent without full republication and another public hearing.

Lebanon Community School District #9 Schools

CASCADES



Cascades Elementary School

163 South 7th Street
Kindergarten through Sixth Grade



LEBANON
Riverview School

Riverview School

1011 Mountain River Drive
Kindergarten through Fifth Grade



LEBANON
Green Acres School

Green Acres Elementary School

700 South 10th Street
Kindergarten through Sixth Grade



LEBANON
Seven Oak Middle School

Seven Oak Middle School

550 Cascade Drive
Sixth through Eighth Grade



LEBANON
Hamilton Creek School

Hamilton Creek School

32135 Berlin Rd.
Kindergarten through Eighth Grade



Ralston Academy

485 South 5th Street
Ninth through Twelfth Grade



LEBANON
Lacombe School

Lacombe School

34110 East Lacombe Road
Kindergarten through Eighth Grade



LEBANON
High School

Lebanon High School

1700 South 5th Street
Ninth through Twelfth Grade



Pioneer School

Pioneer School

500 N. 5th Street
Kindergarten through Sixth Grade

Lebanon Community School District #9

2022-2023 Administrators, Directors and Supervisors

Direct Leadership

Superintendent.....	Bo Yates, Superintendent
Assistant Superintendent.....	Jennifer Meckley, Assistant Superintendent
Business.....	William Lewis, Director of Business
Custodial.....	Art Boykin, Supervisor of Custodial
Human Resources.....	Kim Grousbeck, Director of Employee Relations
Maintenance.....	Bryan Eilers, Supervisor of Maintenance
Nutrition.....	Angie Gorman, Director of Nutrition
Transportation.....	Maggi Estes, Director of Transportation

Teaching and Learning

Alternative Education.....	Brandon Weist, Director of Alternative Education
Communications & Online Learning.....	Susanne Stefani, Communications & Online Learning
Special Education.....	Steve Woodcock, Director of Special Education
School Improvement.....	Bill Whitman, School Improvement Administrator

School Leadership

Cascades Elementary	Ryan Christner, Principal
Green Acres School.....	Amanda Plummer, Principal
Hamilton Creek School.....	Emily Canfield, Interim Principal
Lacomb School.....	Tim Geoghegan, Principal
Pioneer School.....	Tonya Cairo, Principal
Riverview School.....	Joe Vore, Principal
Seven Oak Middle School.....	Michael Hillman, Co-Principal
Seven Oak Middle School.....	Kevin Van Zee, Co-Principal
Seven Oak Middle School.....	Michael Hillman, Co-Principal
Lebanon High School.....	Craig Swanson, Associate Principal
Lebanon High School.....	Kraig Hoene, Associate Principal
Lebanon High School.....	Chrissy Shanks, Associate Principal
Lebanon High School.....	Chad Angel, Associate Principal



LEBANON COMMUNITY SCHOOL DISTRICT BUDGET | 2022 - 2023

INTRODUCTION

As Superintendent of the Lebanon Community School District, I propose a \$84,809,616.28 budget for the 2022-2023 fiscal year. This budget aligns our resources to our goals and district strategic plan. The proposed budget assumes a State School Fund allocation of \$9.299 billion, a fully-funded Student Investment Account grant allocation of \$800,000,000, and a fully-funded High School Success grant allocation of \$315,000,000.

SUMMARY OF RESOURCES

General Fund Budget	\$51,785,998.00 (61.06%)
Special Revenue (Grants)	\$27,542,668.28 (32.48%)
Debt Service	\$4,423,550.00 (5.22%)
Other Funds	\$1,057,400.00 (1.25%)
Total Budget	\$84,809,616.28

GENERAL FUND BUDGET

The General Fund represents 61% of the 2022-2023 proposed budget for all funds and accounts for most operating activities of the district. General Fund revenues come from two primary sources—local property taxes and the State School Fund (primarily funded through state income taxes). The proposed budget assumes a State School Fund appropriation of \$9.299 billion, with 51% allocated in 2022-2023 (the second year of the current biennium).

GRANTS-FUNDED BUDGET

Grant Funds represent 32.48% of the 2022-2023 proposed budget for all funds and accounts for local, state, and federal grants received by the district for specific programs. Significant resources include the following grants:

TITLE I

Schools with significant numbers of students from low-income homes will receive supplemental funds to meet students' educational goals. We currently focus our Title I resources at the elementary level to support our early literacy goal. These funds are allocated yearly based on the previous spring's school numbers. We strive to provide all elementary schools with a stable Title I program, and we supplement through the general fund to ensure this.

STUDENT INVESTMENT ACCOUNT (SIA) GRANT

During the 2019 legislative session, the Student Success Act marked a turning point for public education in Oregon. When fully implemented, schools in Oregon will see an additional \$1 billion investment each year. The Student Investment Account represents 50% of the Student Success Act funding dedicated to public schools in Oregon. These funds are budgeted in the Grants Fund, and the district expects to receive \$3,300,000 in 2022-2023.

The High School Graduation and College and Career Readiness Act of 2016 (Measure 98) was approved by voters in 2016 and provides direct funding to school districts to establish or expand career and technical education (CTE) programs, establish or expand college-level educational opportunities, and establish or expand dropout-prevention strategies. These strategies support the needs of students related to engagement, personalization, achievement, and college and career readiness. These funds are budgeted in the Grants Fund, and the district expects to receive \$1,134,193 in 2022-2023 to continue the implementation of strategies outlined in the measure.

ELEMENTARY AND SECONDARY SCHOOL EMERGENCY RELIEF (ESSER) FUND GRANTS

Through multiple U.S. Congressional actions, LCSD is receiving federal grants through the ESSER fund, which was established to address the pandemic's impact on our educational community. These funds are budgeted in the Grants Fund, and the district expects to receive \$7,200,000 over the next two years. Central to our planning on using these funds is the need to measure and address unfinished instruction, prioritize students with the most opportunity for growth, and enhance instruction and blended learning.

SUMMER ACADEMIC SUPPORT GRANTS

Through Oregon legislative action, House Bill 5042A authorizes the Oregon Department of Education to make available \$150,000,000 in state general funds to school districts for academic summer school to support high school students facing academic credit loss, summer enrichment programs, and wrap-around child care. These funds are budgeted in the Grants Fund, and the district expects to receive \$682,497 in funding.

This summer, our students will receive additional instruction and have access to mental health support as well as opportunities to grow academically, socially, and emotionally. We are collaborating with Boys & Girls Club of Greater Santiam to expand opportunities for student engagement. Summer academic support will include a three-week credit recovery program for high school students and academic boost programs for both elementary and middle school students.

CONCLUSION

This budget proposal reflects one-time funding resources that we have targeted to help mitigate student learning loss. We are dedicated to using all of the resources at our disposal to strengthen existing systems and identify new and expanded practices to support our students year round—academically, socially, and emotionally. We are dedicated not simply to minimizing the pandemic's impact but in ensuring that students thrive and graduate with options ahead of them.

With renewed optimism, I remain confident about the capacity of our organization and our community to advance our vision of Pursuing Excellence for Every Student, Every Day.

I thank the budget committee members for their service, support, thoughtful analysis, dialogue, and consideration of this proposed budget.

Respectfully submitted,

Bo Yates

The Budget At A Glance

Local Budget Law

Oregon's Local Budget Law is set forth in ORS 294.305 to 294.565 and sets the standard procedures for preparing, presenting, and using budgets. Citizen involvement is encouraged before the budget is formally adopted.

A budget is a financial plan for one fiscal year. It shows estimates of revenues and costs of items or services that the District wants to purchase in the coming year.

The budget authorizes the District to spend money and limits how much it can spend. The budget also justifies the levy of property taxes. The District must plan a balanced budget where resources equal expenditures. The District can't plan to purchase more items or services than it has money to pay for them.

The Budget Process

The budget process is broken down into four phases.

Phase 1: the budget officer puts together a proposed budget. This takes months of time and involves both building and

central office staff. The format of the proposed budget is designed by the Department of Revenue and includes a budget message prepared annually by the Superintendent. Once the proposed budget is given to the Budget Committee, citizens may obtain a copy by calling (541) 451-8458. The Budget Committee is made up of all the current Board Members and an equal number of appointed electors. The Budget Committee's duties are: to receive the budget document; to hear the budget message; to hear and consider public comment; to discuss and revise the budget as needed; to approve the budget; and to approve the property taxes.

Phase 2: is when the Budget Committee approves the budget. The first Budget Committee meeting usually takes place in April or May. The Budget Committee reviews the proposed budget, listens to comments from citizens, and then approves the budget.

Phase 3: includes adopting the budget and certifying property taxes to the county assessor. This phase includes a special hearing of the School Board. Notice of the hearing and a summary of the budget are published in the local newspaper five to

thirty days in advance of the hearing.

Phase 4: occurs when the District is operating under the adopted budget. Any changes to the adopted budget must be made before additional money is spent, or money is spent for a different purpose than described in the adopted budget. The School Board may adopt a supplemental budget at a regular meeting if expenditures in the supplemental budget are less than 10 percent of the annual budget fund being adjusted. If the expenditures are more than 10 percent, the School Board must first publish the supplemental budget and hold a special hearing.

Budget Funds

1. General Fund

The General Fund keeps track of expenditures needed to run the daily operations of the District. Property tax money raised through the permanent rate limit and State School Fund payments go into this fund.

2. Special Revenue Fund

These funds account for money that must be used for a specific purpose. They

include Federal, State, and Local grants, as well as Food Service and School Activity Funds.

Most federal grants are received as part of the Elementary and Secondary Education Act (Title I through V). The allocations for these are not published until after the fiscal year starts so we budget slight increases in each grant entitlement in order to have authority to spend what we receive.

State and Local grant funds include some “placeholders” for additional grants that may be received during the year. This gives us the authority to spend the funds if any new grants are approved.

The Food Service fund accounts for the resources and expenditures of the District’s meal programs. Revenue sources include sales of meals, and subsidies under the National School Lunch Act.

School Activity Funds account for the District’s individual school activity programs. The major sources of revenue are student participation fees, and fund-raising activities.

3. Debt Service Fund

This fund records the repayment of general obligation bonds and general long-term debt, principal and interest.

The District has appropriated for the 2005

Bond Refunding and the 2011 Bond Refunding.

The Debt Service Fund also includes principal and interest payments on full faith and credit obligations through QSCB (Qualified School Construction Bond) funding that was established in 2011.

4. Capital Project Fund

This fund records the revenues and expenditures used to build or acquire facilities such as land or buildings. Once the building is built or the land acquired, the fund is closed. Revenues usually come from the sale of general obligation bonds.

In 2007, the Oregon State Legislature passed a law (SB1036) that will help Oregon school districts pay for a portion of the cost of new or expanded school facilities. The bill allows school boards, in cooperation with cities and counties, to tax new residential and non-residential development. This tax will require developers to share the cost of growth with school districts.

5. Enterprise Fund

This fund accounts for operations that are financed and operated in a manner similar to private business enterprises where the stated intent is that the costs (expenses, including depreciation and indirect costs) of providing goods or services to the students or general public on a continuing

basis are financed or recovered primarily through user charges.

6. Internal Service Fund

This fund accounts for the operation of district functions that provide goods or services to other district functions, other districts, or to other governmental units, on a cost-reimbursement basis.

BUDGETING AND ACCOUNTING

The budget is developed to reflect Generally Accepted Accounting Principles (GAAP). As governmental funds, revenues and expenditures are budgeted and accounted for using the modified accrual basis of accounting. Under this basis, revenues are recognized when they become both measurable and available. Available is defined as collectible within the current period or soon enough thereafter to pay liabilities of the current period. Revenues subject to accrual include property taxes, grant revenue and charges for services. Property taxes are considered to be available if they are collected within 60 days after year-end.

Expenditures are recorded when the related fund liability is incurred. Principal and interest on long-term debt are recorded as fund liabilities when due.

Resources include a good faith estimate

of beginning cash carried forward from the previous fiscal year.

ASSUMPTIONS FOR BUDGET PREPARATION

General Fund

Revenue and Resource Estimates the General Fund budget is heavily dependent upon funding from the state. Historically, the largest source of revenue for public schools in Oregon has been local property taxes. In 1995, Measure 5 changed that dramatically by lowering the amount of property taxes schools could raise. In 1997, Measure 50 further limited local property taxes to schools. Measure 5 required the state legislature to offset lost property tax revenue with money from the state general fund, which is composed primarily of state income taxes. As a result, Oregon schools are increasingly supported by state, not local, dollars.

The 2022-23 budget is developed using State School Funding for schools at \$9.299 billion for the 2021-23 biennium.

As part of the Linn-Benton-Lincoln ESD Local Service Plan, the District receives resolution funds every year to be used on services provided by the ESD.

Expenditures and Commitments

Salaries, health insurance and other benefit increases will be budgeted for in accordance with contractual agreements.

Budget increases will be estimated for basic items expected to increase such as; utilities, leases, property and liability insurance, etc.

The District continues to “pick-up” the negotiated 6% employee contribution to PERS.

Contingency and Ending Fund Balance

Contingency is for expenditures which cannot be foreseen and planned in the budget process because of an occurrence of an unusual or extraordinary event. The budgeted amount is transferred by school board resolution to the proper expenditure code.

Unappropriated Ending Fund Balance is an estimate of funds needed to maintain operations from July 1 of the ensuing fiscal year and the time when sufficient new revenues become available.

Other Funds

Revenue and Resource Estimates

Federal Title programs include: Title I-A Improving Basic Programs; II-A Improving Teacher Quality; and X Education for Homeless. Other Federal programs include IDEA (Individuals with

Disabilities in Education Act). The amounts for these grants are not announced until the fall so they are assumed to be funded at current level. If these grants are not funded, or are funded for less, expenditures will not be made.

Student Activity Funds account for funds collected by the student body at each school. These include; student fees, sports fees, concession sales, donations, and miscellaneous. The student organization at each school determines how the funds are to be used. The main criteria is that they are used for the benefit of the students.

Debt Service Funds levy taxes to pay back outstanding bonds for the District.

PROGRAM BUDGETING AND ACCOUNTING MANUAL OVERVIEW

The budget is prepared following the “Program Budgeting and Accounting Manual for School District and Education Service Districts in Oregon” published by the Oregon Department of Education. The Manual is designed as a resource tool and the use of the budget and accounting codes will vary with the individual needs of each district. The minimum requirement is adopted as Administrative Rule by the State Board of Education. Additional codes are available at the option of the district for more extensive use of account descriptions. The 2019 Manual was developed based on the following goals:

- To provide consistent classification of expenditures to allow valid spending comparisons among schools and district. The system complies with Generally Accepted Accounting Principles (GAAP)
- The system can be used to plan and manage the resources of the district
- The manual is a working handbook to which revisions will be made.

A primary emphasis of the manual is to define account classifications that provide meaningful financial management

information to its users. Achieving consistency in budgeting and financial reporting enhances our ability to present a clear picture of the district’s financial condition and to make valid comparisons among districts. Financial information that is consistently presented in a simple and straightforward format will be readily understood by the public, and provide a sound basis for decision-making.

Governmental accounting systems are organized and operated on a fund basis. If one were to compare fund accounting with commercial accounting, each fund would equate to an independent business, with a separate set of records owned by one entity, the district. The majority of the District’s funds are in the Governmental Funds group. These include: 100 General Fund; 200 Special Revenue Funds; 300 Debt Service Funds; and 400 Capital Projects Funds.

There are three basic types of financial activity within funds: (1) revenues and other sources of funds, (2) expenditures and other uses of funds, and (3) transactions affecting the balance sheet (assets and liabilities) of the District.

Revenues are classified by Fund and Source. Sources are further classified by major source: 1000 Local sources; 2000 Intermediate Sources; 3000 State Sources; 4000 Federal Sources, and: 5000 Other Sources.

Expenditures are classified by Fund, Function, Object, Operational Unit, Area of Responsibility, and Sub-Area.

Function describes the activity for which a service or material object is acquired. The major functions of a district are: 1000 Instruction; 2000 Support Services; 3000 Enterprise and Community Services; 4000 Facilities Acquisition and Construction; 5000 Other Uses; 6000 Contingency, and; 7000 Unappropriated Ending Fund Balance.

The Object is the service or commodity bought. Objects are divided into: 100 Salaries; 200 Benefits; 300 Purchased Services; 400 Supplies and Materials; 500 Capital Outlay; 600 Other Objects; 700 Transfer, and; 800 Other Uses.

The Operational Unit is used to identify schools or non-school cost centers such as central programs or departments. These codes are defined by the District but are required for state reporting.

The Area of Responsibility provides additional detail to the account code and is used to identify expenditures for specific curriculum areas and programs.

The Sub-Area is used by the District to classify expenditures for particular purposes at our discretion. This is most often used to identify the fiscal year for Federal Grants.

An example of an account code would be:

100.1131.0410.610.100.000

Fund **100** is the General Fund

Function **1131** is High School Programs

Object **0410** is Supplies

Operational Unit **610** is WeBSS

Area **100** is English

Sub-Area **000** is unassigned

This structure allows for detailed reporting of expenditures in order to present a clear picture of the District's financial condition. The chart of accounts is adopted by the Oregon Department of Education, is approved by the Department of Revenue, and classifies revenues and expenditures for compliance with Oregon Budget Law. The District is in the process of aligning account codes to the PBAM (Program Budgeting and Accounting Manual, for School Districts and Education Service Districts in Oregon).

School Formula Finance

K-12 School Districts: Oregon has 197 school districts serving about 550,962 students in K-12. These districts operate with relative autonomy within guidelines specified by both the Legislature and the Oregon Department of Education. The federal government also mandates certain programs.

Local Revenue: School districts receive general operating revenue from various sources with property taxes being the primary local source. Local revenues are included as an offset to the state school fund formula. Other offset sources include the Common School Fund, Federal Forest Fees, and County School fund.

State Support: The State School Fund (SSF) provides about 67% of school formula operating revenue. This revenue is mostly from state income taxes and lottery revenue. The state's share of education funding increased from about 30% before Measure 5 (1990) to about 70% after Measure 50 (1997). State revenue replaced reduced local revenue because of these two property tax limitations.

Along with increased state aid, the school fund distribution method for state support changed dramatically.

Equalization Formula: In 1991 the Legislature adopted the SSF formula and phased in its implementation. The SSF equalization formula allocates an amount to each school district based primarily on number of students. The state grant is this formula amount reduced by local revenues. The formula equalizes revenues per student by removing past differentials caused by widely varying local tax rates and property wealth per student.

To recognize that some students need more school services, the formula assigns weights to certain students. For example, special education students count as 2.0 students to recognize their need for special programs. There are additional weights for: ESL .50; students in pregnant/parenting programs 1.0; students in poverty .25; and students in foster care or neglected/delinquent .25. There is a limit to the total weight per student. The grant per weighted students is also adjusted for: teacher experience; 70% of transportation costs; costs over \$30,000 per high cost disability student; and up to 8% for classroom construction costs with a limit per biennium.

Frequently Asked Questions:

Why Can't we eliminate or reduce funds spent on Special Education?

We, like all other public schools in the nation, serve the needs of many kinds of students. Special Education is a required service by both federal and state law and cannot be eliminated. The Individuals with Disabilities Education Act (IDEA) grant program requires school districts, as a condition of receiving these federal funds, to meet "maintenance of effort" (MOE). This means that the total state and local general fund expenditures of a school district for education of children with disabilities for any year must be at least equal to the amount spent in the

most recent preceding fiscal year. If we do not meet MOE, we must return general funds in the amount equal to the shortfall to ODE.

Why do we need a contingency fund and what is it used for?

The Operating Contingency fund is a specific amount of money that is budgeted and set aside to provide for unforeseen costs of an unusual or extraordinary nature that could not be planned for when the budget was developed. Examples would include a major equipment failure (like a school's boiler) or a significant increase in fuel prices resulting from some external event. These funds are under the direct control of the school board and cannot be used without their approval.

What is an Ending Fund Balance and how is it used?

An ending fund balance is money left at the end of the school year. In the budget, it is an estimate of funds needed to maintain operations of the district from July 1 of the ensuing fiscal year and the time when sufficient new revenues become available to meet cash flow needs

of the fund. No expenditures can be made from the unappropriated ending fund balance. An ending fund balance is important for the following reasons:

1. Over 90% of our General Fund revenue is through the State School Fund and used to pay for our operations and services. Payments from ODE fluctuate based on the economy. ODE provides us with estimates of how much these payments will be for the coming year. However, as payments are made, ODE adjusts them based on changes in factors that make up the funding. The payments could be less or more than estimated. Having an ending fund balance allows us to stabilize overall revenue in order to maintain instructional programs for students.
2. As a "rule of thumb", OSBA recommends boards maintain a minimum ending fund balance of 5%-8% of its General Fund resources. This is based upon an average-size district (ADM of about 6,000) and assumes that districts will be able to anticipate a fairly reliable level of funding each year. The Government Finance Officers Association (GFOA) recommends, at a minimum and for any size district, that governments maintain an unreserved (not earmarked for

a specific purpose) ending fund balance of no less than 5%-15% of its general fund operating revenues, or of no less than one to two months of regular general fund operating expenditures. The more unpredictable your revenues and expenditures are, the more likely you will need to maintain a larger ending fund balance. Ending fund balance is not a sustainable source of revenue for a district, thus it is generally designed to address one-time expenditures. Once you draw those reserves down to cover lost revenue or to pay for ongoing expenditures, they are gone.

3. Funds left at the end of a school year can be rolled forward into the next school year as a revenue source. This is the carryover money, which in a time of unstable school funding has helped to stabilize programs and services - preventing a roller coaster ride of cuts and add backs.

STATE SCHOOL FUND GRANT

2022-2023

Based on \$9.299 Billion Budget with a 49/51 split as of 2/25/2022

Linn County, Lebanon Community SD 9 - 2101

2022-2023 Local Revenue

Property Taxes and in-lieu of property taxes from local sources	=	\$11,925,243.00
Federal Forest Fees	=	\$120,000.00
Common School Fund	=	\$440,590.83
County School Fund	=	\$50,000.00
State Managed Timber	=	\$130,000.00
ESD Equalization	=	\$0.00
In-Lieu of Property Taxes(non-local sources)	=	\$0.00
Revenue Adjustments	=	\$0.00
Sum of Local Revenue	=	\$12,665,833.83

2022-2023 Experience Adjustment

District Average Teacher Experience	=	11.15
State Average Teacher Experience	=	12.30
Experience Adjustment (Difference in District and State Teacher Experience)	=	-1.15

2022-2023 Transportation Grant

Salaries	=	N/A
Payroll	=	N/A
Purchased Services	=	N/A
Supplies	=	N/A
Other	=	N/A
Garage Depreciation	=	N/A
Bus Depreciation	=	N/A
Fees Collected	=	N/A
Non-Reimbursable	=	N/A
Net Eligible Trans Expenditures	=	\$1,550,000.00
Transportation per ADMr Rank		11%
Transportation Reimbursement Rate		70.00%
70.00% of the Net Eligible Transportation Expenditures = the Transportation Grant \$1,085,000.00		

2022-2023 Extended ADMw

2022-2023 ADMw 4,698.09

2021-2022 ADMw 4,716.26

Extended ADMw 4,716.26

2022-2023 General Purpose Grant

Multiply the Teacher Experience Adjustment of -1.15 by \$25 then add \$4500 to the result = \$4,471.25
Then multiply \$4,471.25 by the Extended ADMw 4716.2566 and then by the funding ratio 2.09059674947 = \$44,085,589.25

2022-2023 Total Formula Revenue

Add the General Purpose Grant \$44,085,589.25 to the Transportation Grant \$1,085,000.00 = \$45,170,589.25

2022-2023 State School Fund Grant

Subtract the Local Revenue \$12,665,833.83 from the Total Formula Revenue \$45,170,589.25 = \$32,504,755.41

2022-2023 Rates per ADMw

General Purpose Grant per Extended ADMw = \$9,348

Total Formula Revenue per Extended ADMw = \$9,578

Charter Schools Rate(ORS 338.155) = \$9,384

Payments

SSF Total Paid To Date	SSF Estimated Remaining Balance Due
Small HS Grant Total Paid To Date	Small HS Grant Estimated Remaining Balance Due
Facility Grant Total Paid To Date	Facility Grant Estimated Remaining Balance Due
	High Cost Disability Estimated Remaining Balance Due

STATE SCHOOL FUND GRANT
2022-2023

As of 2/24/2022

Linn County, Lebanon Community SD 9

District ID: 2101

2022-2023 Extended ADMw

Lebanon Community SD 9: District total extended ADMw for funding calculations

	2022-2023		2021-2022	
ADMr:	4,029.00 X 1.00 =	4,029.00	3,718.46 X 1.00 =	3,718.46
Students in ESL programs:	65.00 X 0.50 =	32.50	79.42 X 0.50 =	39.71
Students in Pregnant and Parenting Programs:	2.00 X 1.00 =	2.00	1.00 X 1.00 =	1.00
680 IEP Students capped at 11% of District ADMr:	443.19 X 1.00 =	443.19	444.16 X 1.00 =	444.16
Students on IEP Above 11% of ADMr:	57.70 X 1.00 =	57.70	57.70 X 1.00 =	57.70
Students in Poverty:	465.87 X 0.25 =	116.47	429.96 X 0.25 =	107.49
Students in Foster Care and Neglected/Delinquent:	20.00 X 0.25 =	5.00	20.00 X 0.25 =	5.00
Remote Elementary School Correction:	12.23 X 1.00 =	12.23	12.23 X 1.00 =	12.23
Small High School Correction:	0.00 X 1.00 =	0.00	0.00 X 1.00 =	0.00
Post Graduate Scholars:	0.00 X-0.25 =	0.00	0.00 X-0.25 =	0.00
	2022-2023 ADMw	4,698.09	2021-2022 ADMw	4,385.75
	Lebanon Community SD 9 Extended ADMw		4,716.26	

Sand Ridge Charter School: Charter ADMw for information only

	2022-2023		2021-2022	
ADMr:	0.00 X 1.00 =	0.00	319.35 X 1.00 =	319.35
Students in ESL programs:	0.00 X 0.50 =	0.00	3.85 X 0.50 =	1.93
Students in Pregnant and Parenting Programs:	0.00 X 1.00 =	0.00	0.00 X 1.00 =	0.00
0 IEP Students capped at 11% of District ADMr:	0.00 X 1.00 =	0.00	0.00 X 1.00 =	0.00
Students on IEP Above 11% of ADMr:	0.00 X 1.00 =	0.00	0.00 X 1.00 =	0.00
Students in Poverty:	0.00 X 0.25 =	0.00	36.93 X 0.25 =	9.23
Students in Foster Care and Neglected/Delinquent:	0.00 X 0.25 =	0.00	0.00 X 0.25 =	0.00
Remote Elementary School Correction:	0.00 X 1.00 =	0.00	0.00 X 1.00 =	0.00
Small High School Correction:	0.00 X 1.00 =	0.00	0.00 X 1.00 =	0.00
Post Graduate Scholars:	0.00 X-0.25 =	0.00	0.00 X-0.25 =	0.00
	2022-2023 ADMw	0.00	2021-2022 ADMw	330.51

Lebanon Community SD 9 Extended ADMw

4,716.26

LEBANON COMMUNITY SCHOOL DISTRICT 9
485 S 5th St, Lebanon, OR 97355

TOTAL REVENUE / EXPENSE SUMMARY

RESOURCES REPORT:	2019-2020 ACTUAL	2020-2021 ACTUAL	2021-2022 ADOPTED	2021-2022 ADOPTED FTE	2022-2023 PROPOSED	2022-2023 PROPOSED FTE	2022-2023 APPROVED	2022-2023 ADOPTED	2022-2023 ADOPTED FTE
RESOURCES BY FUND TYPE									
100 Fund-General Fund	\$ 45,951,175	\$ 48,965,493	\$ 50,298,815	-	\$ 51,785,998	-	\$ 51,785,998	\$ 51,785,998	-
200 Funds-Special Revenue	\$ 12,131,789	\$ 14,114,062	\$ 29,457,570	-	\$ 27,542,668	-	\$ 27,542,668	\$ 27,542,668	-
300 Funds-Debt Service	\$ 4,351,138	\$ 4,231,686	\$ 4,745,000	-	\$ 4,423,550	-	\$ 4,423,550	\$ 4,423,550	-
400 Funds-Capital Projects	\$ -	\$ 414,133	\$ 2,300,000	-	\$ 25,000	-	\$ 25,000	\$ 25,000	-
500 Funds-Enterprise	\$ 227,605	\$ 575,189	\$ 558,095	-	\$ 795,000	-	\$ 795,000	\$ 795,000	-
600 Funds-Internal Service	\$ 142,618	\$ 305,685	\$ 270,000	-	\$ 237,400	-	\$ 237,400	\$ 237,400	-
TOTAL RESOURCES BY FUND TYPE	\$ 62,804,325	\$ 68,606,248	\$ 87,629,480	-	\$ 84,809,616	-	\$ 84,809,616	\$ 84,809,616	-

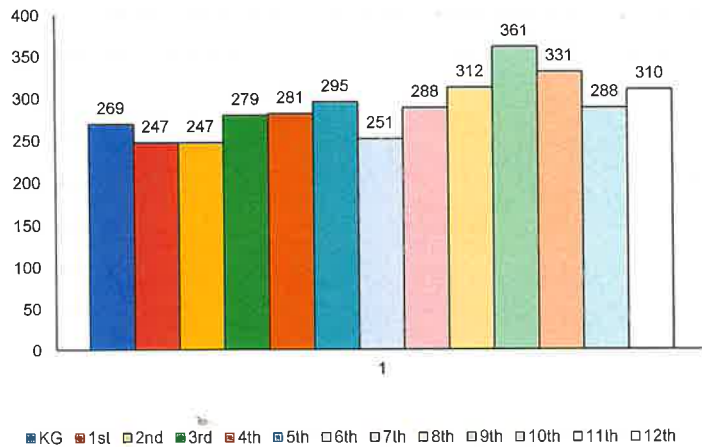
REQUIREMENTS REPORT	2019-2020 ACTUAL	2020-2021 ACTUAL	2021-2022 ADOPTED	2021-2022 ADOPTED FTE	2022-2023 PROPOSED	2022-2023 PROPOSED FTE	2022-2023 APPROVED	2022-2023 ADOPTED	2022-2023 ADOPTED FTE
REQUIREMENTS BY FUND TYPE									
100 Fund-General Fund	\$ 45,951,175	\$ 48,965,493	\$ 50,298,815	454.49	\$ 51,785,998	460.20	\$ 51,785,998	\$ 51,785,998	460.20
200 Funds-Special Revenue	\$ 12,131,789	\$ 14,114,062	\$ 29,457,570	150.15	\$ 27,542,668	131.75	\$ 27,542,668	\$ 27,542,668	131.75
300 Funds-Debt Service	\$ 4,351,138	\$ 4,231,686	\$ 4,745,000	-	\$ 4,423,550	-	\$ 4,423,550	\$ 4,423,550	-
400 Funds-Capital Projects	\$ -	\$ 414,133	\$ 2,300,000	-	\$ 25,000	-	\$ 25,000	\$ 25,000	-
500 Funds-Enterprise	\$ 227,605	\$ 575,189	\$ 558,095	-	\$ 795,000	-	\$ 795,000	\$ 795,000	-
600 Funds-Internal Service	\$ 142,618	\$ 305,685	\$ 270,000	-	\$ 237,400	-	\$ 237,400	\$ 237,400	-
TOTAL REQUIREMENTS BY FUND TYPE	\$ 62,804,325	\$ 68,606,248	\$ 87,629,480	604.64	\$ 84,809,616	591.95	\$ 84,809,616	\$ 84,809,616	591.95

10/1/2021

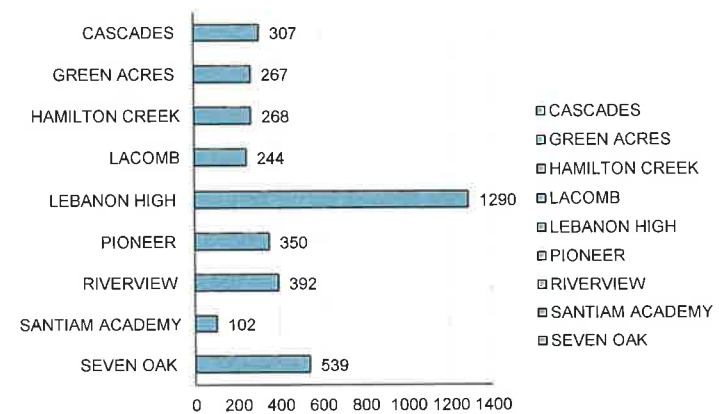
LCSD Enrollment

School	KG	1	2	3	4	5	6	7	8	9	10	11	12	Total by School
CASCADES	47	39	47	46	48	46	34							307
GREEN ACRES	36	39	36	46	29	50	31							267
HAMILTON CREEK	26	28	28	33	32	27	30	30	34					268
LACOMB	26	30	21	30	27	26	21	29	34					244
LEBANON HIGH										361	331	288	310	1290
PIONEER	59	43	53	47	47	62	39							350
RIVERVIEW	63	57	55	65	81	71								392
SANTIAM ACADEMY	12	11	7	12	17	13	11	9	10					102
SEVEN OAK							85	220	234					539
Total by Grade	269	247	247	279	281	295	251	288	312	361	331	288	310	3759
SANDRIDGE CHARTER	47	45	42	36	33	37	28	25	25					318
Grand Total	316	292	289	315	314	332	279	313	337	361	331	288	310	4077

Enrollment by Grade



Enrollment by School



LEBANON COMMUNITY SCHOOL DISTRICT 9
485 S 5th St, Lebanon, OR 97355

GENERAL FUND REVENUE / EXPENSE SUMMARY

RESOURCES REPORT:	2019-2020 ACTUAL	2020-2021 ACTUAL	2021-2022 ADOPTED	2021-2022 ADOPTED FTE	2022-2023 PROPOSED	2022-2023 PROPOSED FTE	2022-2023 APPROVED	2022-2023 ADOPTED	2022-2023 ADOPTED FTE
FUND 100-GENERAL FUND									
SSF Formula	\$ 41,675,565	\$ 43,950,021	\$ 44,120,549	-	\$ 45,329,998	-	\$ 45,329,998	\$ 45,329,998	-
Interest on Investments	\$ 320,317	\$ 126,957	\$ 150,000	-	\$ 250,000	-	\$ 250,000	\$ 250,000	-
Third Party Billing	\$ -	\$ -	\$ -	-	\$ -	-	\$ -	\$ -	-
TMR	\$ 212,376	\$ 209,405	\$ 210,000	-	\$ 210,000	-	\$ 210,000	\$ 210,000	-
JROTC	\$ 77,982	\$ 66,926	\$ 65,000	-	\$ 65,000	-	\$ 65,000	\$ 65,000	-
Other	\$ 672,582	\$ 540,001	\$ 688,266	-	\$ 750,500	-	\$ 750,500	\$ 750,500	-
Interfund Transfers	\$ 850,000	\$ -	\$ -	-	\$ -	-	\$ -	\$ -	-
Sale or Compensation Loss of Fixed Assets	\$ 15,750	\$ 8,975	\$ -	-	\$ -	-	\$ -	\$ -	-
Beginning Fund Balance	\$ 2,126,603	\$ 4,063,208	\$ 5,065,000	-	\$ 5,180,500	-	\$ 5,180,500	\$ 5,180,500	-
FUND 100-TOTAL RESOURCES	\$ 45,951,175	\$ 48,965,493	\$ 50,298,815	-	\$ 51,785,998	-	\$ 51,785,998	\$ 51,785,998	-

REQUIREMENTS REPORT	2019-2020 ACTUAL	2020-2021 ACTUAL	2021-2022 ADOPTED	2021-2022 ADOPTED FTE	2022-2023 PROPOSED	2022-2023 PROPOSED FTE	2022-2023 APPROVED	2022-2023 ADOPTED	2022-2023 ADOPTED FTE
FUND 100-GENERAL FUND									
Salaries	\$ 20,388,984	\$ 20,749,682	\$ 22,526,487	454.49	\$ 23,036,272	460.20	\$ 23,036,272	\$ 23,036,272	460.20
Benefits	\$ 13,844,822	\$ 13,755,815	\$ 14,597,973	-	\$ 15,115,726	-	\$ 15,115,726	\$ 15,115,726	-
Purchased Services	\$ 4,956,986	\$ 4,337,277	\$ 5,686,551	-	\$ 5,877,223	-	\$ 5,877,223	\$ 5,877,223	-
Supplies & Materials	\$ 1,081,595	\$ 1,335,091	\$ 1,606,583	-	\$ 1,882,175	-	\$ 1,882,175	\$ 1,882,175	-
Capital Outlay	\$ 84,626	\$ 84,144	\$ 100,000	-	\$ 70,000	-	\$ 70,000	\$ 70,000	-
Other Objects	\$ 345,954	\$ 397,829	\$ 501,776	-	\$ 520,603	-	\$ 520,603	\$ 520,603	-
Transfers	\$ 1,185,000	\$ 2,100,000	\$ 2,279,446	-	\$ 2,284,000	-	\$ 2,284,000	\$ 2,284,000	-
Contingency	\$ -	\$ -	\$ 100,000	-	\$ 100,000	-	\$ 100,000	\$ 100,000	-
Unappropriated Ending Fund Balance	\$ 4,063,208	\$ 6,205,654	\$ 2,900,000	-	\$ 2,900,000	-	\$ 2,900,000	\$ 2,900,000	-
FUND 100-TOTAL REQUIREMENTS	\$ 45,951,175	\$ 48,965,493	\$ 50,298,815	454.49	\$ 51,785,998	460.20	\$ 51,785,998	\$ 51,785,998	460.20

100 Fund – General Fund

The General Fund accounts for all financial resources of the District except those required to be accounted for in another fund.

LEBANON COMMUNITY SCHOOL DISTRICT 9

485 S 5th St, Lebanon, OR 97355

GENERAL FUND REVENUE

RESOURCES REPORT:	2019-2020 ACTUAL	2020-2021 ACTUAL	2021-2022 ADOPTED	2021-2022 ADOPTED FTE	2022-2023 PROPOSED	2022-2023 PROPOSED FTE	2022-2023 APPROVED	2022-2023 ADOPTED	2022-2023 ADOPTED FTE
FUND 100-GENERAL FUND									
Local									
1111-Current Year's Taxes	\$ 10,273,634	\$ 11,043,441.29	\$ 11,673,719	-	\$ 11,925,243	-	\$ 11,925,243	\$ 11,925,243	-
1112-Prior Year's Taxes	\$ 235,469	\$ 210,335.94	\$ 200,000	-	\$ 200,000	-	\$ 200,000	\$ 200,000	-
1114-Payment in Lieu of Property Taxes	\$ -	\$ -	\$ -	-	\$ -	-	\$ -	\$ -	-
1190-Penalties and Interest on Taxes	\$ 76	\$ 46,260.54	\$ -	-	\$ 25,000	-	\$ 25,000	\$ 25,000	-
1411-Transportation Fees - From Individuals	\$ 4,538	\$ -	\$ -	-	\$ -	-	\$ -	\$ -	-
1510-Interest on Investments	\$ 320,317	\$ 126,957.11	\$ 150,000	-	\$ 250,000	-	\$ 250,000	\$ 250,000	-
1910-Rentals	\$ 1,582	\$ -	\$ -	-	\$ -	-	\$ -	\$ -	-
1920-Contributions and Donations	\$ -	\$ -	\$ 5,000	-	\$ -	-	\$ -	\$ -	-
1940-Serv Prov Other Local Ed Agencies	\$ 120,211	\$ -	\$ -	-	\$ 205,500	-	\$ 205,500	\$ 205,500	-
1960-Recovery of Prior Years' Expenditure	\$ -	\$ 45,515.00	\$ -	-	\$ -	-	\$ -	\$ -	-
1980-Fees Charged to Grants	\$ 14,915	\$ 119,571.12	\$ 108,266	-	\$ 110,000	-	\$ 110,000	\$ 110,000	-
1990-Miscellaneous	\$ 97,938	\$ 115,628.13	\$ 180,000	-	\$ 125,000	-	\$ 125,000	\$ 125,000	-
1991-Student Transportation - Reimbursed	\$ -	\$ 28,735.98	\$ 75,000	-	\$ 75,000	-	\$ 75,000	\$ 75,000	-
1994-E-Rate Reimbursements	\$ -	\$ 74,213.60	\$ -	-	\$ 65,000	-	\$ 65,000	\$ 65,000	-
1995-Miscellaneous Revenue - Medicaid	\$ 70,882	\$ -	\$ -	-	\$ -	-	\$ -	\$ -	-
Local Total	\$ 11,139,562	\$ 11,810,659	\$ 12,391,985	-	\$ 12,980,743	-	\$ 12,980,743	\$ 12,980,743	-
Intermediate									
2101-County School Fund	\$ 209,250	\$ 24,611	\$ 195,000	-	\$ 50,000	-	\$ 50,000	\$ 50,000	-
2210-TMR Reimbursement	\$ 212,376	\$ 209,405	\$ 210,000	-	\$ 210,000	-	\$ 210,000	\$ 210,000	-
Intermediate Total	\$ 421,626	\$ 234,017	\$ 405,000	-	\$ 260,000	-	\$ 260,000	\$ 260,000	-
State									
3101-State School Fund - General Support	\$ 30,942,140	\$ 32,079,871	\$ 31,702,011	-	\$ 32,604,755	-	\$ 32,604,755	\$ 32,604,755	-
3103-Common School Fund	\$ 196,120	\$ 407,425	\$ 444,819	-	\$ 445,000	-	\$ 445,000	\$ 445,000	-
3104-State Managed County Timber	\$ 23,587	\$ 162,687	\$ 100,000	-	\$ 130,000	-	\$ 130,000	\$ 130,000	-
3199-Other Unrestricted Grants-In-Aid	\$ -	\$ -	\$ -	-	\$ -	-	\$ -	\$ -	-
State Total	\$ 31,161,848	\$ 32,649,983	\$ 32,246,830	-	\$ 33,179,755	-	\$ 33,179,755	\$ 33,179,755	-
Federal									
4200-Medicaid Reimbursements	\$ -	\$ -	\$ -	-	\$ -	-	\$ -	\$ -	-
4300-Restricted Rev Dir From the Federal Govt	\$ 77,982	\$ 66,926	\$ 65,000	-	\$ 65,000	-	\$ 65,000	\$ 65,000	-
4801-Federal Forest Fees	\$ 157,804	\$ 131,726	\$ 125,000	-	\$ 120,000	-	\$ 120,000	\$ 120,000	-
Federal Total	\$ 235,786	\$ 198,651	\$ 190,000	-	\$ 185,000	-	\$ 185,000	\$ 185,000	-

LEBANON COMMUNITY SCHOOL DISTRICT 9

485 S 5th St, Lebanon, OR 97355

GENERAL FUND REVENUE

RESOURCES REPORT:	2019-2020 ACTUAL	2020-2021 ACTUAL	2021-2022 ADOPTED	2021-2022 ADOPTED FTE	2022-2023 PROPOSED	2022-2023 PROPOSED FTE	2022-2023 APPROVED	2022-2023 ADOPTED	2022-2023 ADOPTED FTE
FUND 100-GENERAL FUND									
Transfer									
5200-Transfers of Funds	\$ 850,000	\$ -	\$ -	-	-	-	-	-	-
Transfer Total	\$ 850,000	\$ -	\$ -	-	\$ -	-	\$ -	\$ -	-
Sale of Assets									
5300-Sale or Compensation/Loss of Assets	\$ 15,750	\$ 8,975	\$ -	-	\$ -	-	\$ -	\$ -	-
Sale of Assets Total	\$ 15,750	\$ 8,975	\$ -	-	\$ -	-	\$ -	\$ -	-
Beginning Fund Balance									
5400-Resources - Beginning Fund Balance	\$ 2,126,603	\$ 4,063,208	\$ 5,065,000	-	\$ 5,180,500	-	\$ 5,180,500	\$ 5,180,500	-
Beginning Fund Balance Total	\$ 2,126,603	\$ 4,063,208	\$ 5,065,000	-	\$ 5,180,500	-	\$ 5,180,500	\$ 5,180,500	-
FUND 100-TOTAL RESOURCES	\$ 45,951,175	\$ 48,965,493	\$ 50,298,815	-	\$ 51,785,998	-	\$ 51,785,998	\$ 51,785,998	-

LEBANON COMMUNITY SCHOOL DISTRICT 9
485 S 5th St, Lebanon, OR 97355

GENERAL FUND BY FUNCTION

REQUIREMENT REPORT:	2019-2020 ACTUAL	2020-2021 ACTUAL	2021-2022 ADOPTED	2021-2022 ADOPTED FTE	2022-2023 PROPOSED	2022-2023 PROPOSED FTE	2022-2023 APPROVED	2022-2023 ADOPTED	2022-2023 ADOPTED FTE
FUND 100-GENERAL FUND									
1111-Primary, K-3	\$ 8,170,226	\$ 8,145,295	\$ 9,042,359	98.37	\$ 9,418,973	99.91	\$ 9,418,973	\$ 9,418,973	99.91
1113-Elementary Extra-Curricular	\$ 2,855	\$ -	\$ 2,515	-	\$ 1,381	-	\$ 1,381	\$ 1,381	-
1121-Middle/Junior High Programs	\$ 3,637,685	\$ 3,482,228	\$ 3,714,460	40.08	\$ 3,979,767	42.78	\$ 3,979,767	\$ 3,979,767	42.78
1122-Middle/Junior High School Extra-Curr	\$ 33,219	\$ 36,859	\$ 27,080	-	\$ 42,422	-	\$ 42,422	\$ 42,422	-
1131-High School Programs	\$ 4,619,734	\$ 4,809,446	\$ 5,348,053	49.72	\$ 5,304,088	47.31	\$ 5,304,088	\$ 5,304,088	47.31
1132-High School Extra-Curricular	\$ 127,880	\$ 85,460	\$ 83,369	-	\$ 85,963	-	\$ 85,963	\$ 85,963	-
1210-Programs for the Talented and Gifted	\$ 39,578	\$ 35,334	\$ 37,651	-	\$ 50,272	-	\$ 50,272	\$ 50,272	-
1220-Restr Prog for Students with Disabilities	\$ 2,290,752	\$ 2,451,168	\$ 2,823,728	44.00	\$ 2,551,054	41.31	\$ 2,551,054	\$ 2,551,054	41.31
1250-Less Restr Prog for Students with Disab	\$ 2,899,173	\$ 2,685,843	\$ 3,015,002	52.52	\$ 3,247,556	52.60	\$ 3,247,556	\$ 3,247,556	52.60
1280-Alternative Education	\$ 812,962	\$ 776,989	\$ 869,757	11.03	\$ 1,055,044	13.84	\$ 1,055,044	\$ 1,055,044	13.84
1281-Public Alternative Programs	\$ 135,930	\$ 29,297	\$ 110,000	-	\$ 90,000	-	\$ 90,000	\$ 90,000	-
1288-Charter Schools	\$ 2,349,382	\$ 2,462,056	\$ 2,400,000	-	\$ 2,540,000	-	\$ 2,540,000	\$ 2,540,000	-
1291-English Second Language Programs	\$ 361,642	\$ 369,230	\$ 398,442	5.12	\$ 366,731	4.21	\$ 366,731	\$ 366,731	4.21
1300-Continuing Education Program	\$ 20,351	\$ 20,351	\$ 21,000	-	\$ 25,000	-	\$ 25,000	\$ 25,000	-
1400-Summer School Programs	\$ 18,872	\$ 1,815	\$ 37,300	-	\$ -	-	\$ -	\$ -	-
2110-Attendance and Social Work Services	\$ 193,207	\$ 96,177	\$ 191,019	1.35	\$ 233,407	2.15	\$ 233,407	\$ 233,407	2.15
2114-Student Accounting Services	\$ 116,497	\$ 185,476	\$ 189,863	2.47	\$ 195,332	2.47	\$ 195,332	\$ 195,332	2.47
2115-Student Safety	\$ 15,537	\$ 376,056	\$ 597,892	17.56	\$ 598,448	16.41	\$ 598,448	\$ 598,448	16.41
2120-Guidance Services	\$ 854,362	\$ 915,125	\$ 937,553	10.00	\$ 1,093,787	10.50	\$ 1,093,787	\$ 1,093,787	10.50
2126-Placement Services	\$ 11,409	\$ 11,973	\$ 12,082	0.25	\$ 14,051	0.25	\$ 14,051	\$ 14,051	0.25
2130-Health Services	\$ 134,025	\$ 78,423	\$ 99,459	1.00	\$ 214,635	2.00	\$ 214,635	\$ 214,635	2.00
2135-Other Health Services	\$ 141,122	\$ 133,483	\$ 141,675	2.81	\$ 152,084	2.81	\$ 152,084	\$ 152,084	2.81
2140-Psychological Services	\$ -	\$ -	\$ 250	-	\$ -	-	\$ -	\$ -	-
2144-Psychotherapy Services	\$ -	\$ (1,173)	\$ -	-	\$ -	-	\$ -	\$ -	-
2150-Speech Path and Audiology Services	\$ 380,134	\$ 487,771	\$ 515,319	4.80	\$ 558,988	4.80	\$ 558,988	\$ 558,988	4.80
2153-Audiology Services	\$ 3,011	\$ -	\$ 4,000	-	\$ -	-	\$ -	\$ -	-
2190-Service Direction, Student Support Svcs	\$ 367,860	\$ 386,510	\$ 409,555	3.75	\$ 452,025	4.50	\$ 452,025	\$ 452,025	4.50
2210-Improvement of Instruction Services	\$ 295,205	\$ 342,653	\$ 419,926	1.38	\$ 452,489	1.50	\$ 452,489	\$ 452,489	1.50
2220-Educational Media Services	\$ 418,953	\$ 378,267	\$ 368,433	7.34	\$ 399,193	7.75	\$ 399,193	\$ 399,193	7.75
2230-Assessment and Testing	\$ 21,057	\$ 114,195	\$ 134,320	-	\$ 85,300	-	\$ 85,300	\$ 85,300	-
2240-Instructional Staff Development	\$ 195,998	\$ 111,044	\$ 181,361	-	\$ 118,108	-	\$ 118,108	\$ 118,108	-
2310-Board of Education Services	\$ 65,417	\$ 72,549	\$ 170,200	-	\$ 121,000	-	\$ 121,000	\$ 121,000	-
2320-Executive Administrative Services	\$ 51,993	\$ -	\$ -	-	\$ -	-	\$ -	\$ -	-
2321-Office of the Superintendent Services	\$ 609,956	\$ 645,613	\$ 646,363	3.00	\$ 698,704	3.00	\$ 698,704	\$ 698,704	3.00
2410-Office of the Principal Services	\$ 3,857,861	\$ 3,477,430	\$ 3,666,478	34.61	\$ 3,536,358	34.11	\$ 3,536,358	\$ 3,536,358	34.11

LEBANON COMMUNITY SCHOOL DISTRICT 9

485 S 5th St, Lebanon, OR 97355

GENERAL FUND BY FUNCTION

REQUIREMENT REPORT:	2019-2020 ACTUAL	2020-2021 ACTUAL	2021-2022 ADOPTED	2021-2022 ADOPTED FTE	2022-2023 PROPOSED	2022-2023 PROPOSED FTE	2022-2023 APPROVED	2022-2023 ADOPTED	2022-2023 ADOPTED FTE
FUND 100-GENERAL FUND									
2520-Fiscal Services	\$ 718,642	\$ 722,414	\$ 834,181	6.00	\$ 907,859	7.00	\$ 907,859	\$ 907,859	7.00
2540-Operation and Maintenance of Plant	\$ 7,390	\$ 267,343	\$ 314,500	-	\$ 345,000	-	\$ 345,000	\$ 345,000	-
2542-Care and Upkeep of Buildings Svcs	\$ 2,567,472	\$ 2,263,818	\$ 2,627,052	20.50	\$ 2,722,317	23.58	\$ 2,722,317	\$ 2,722,317	23.58
2543-Care and Upkeep of Grounds Svcs	\$ 166,572	\$ 150,045	\$ 153,000	-	\$ 174,169	-	\$ 174,169	\$ 174,169	-
2544-Maintenance	\$ 1,041,461	\$ 1,093,096	\$ 1,138,524	7.50	\$ 1,162,527	7.50	\$ 1,162,527	\$ 1,162,527	7.50
2548-Land Lab	\$ 11,535	\$ 9,919	\$ -	-	\$ -	-	\$ -	\$ -	-
2550-Student Transportation Services	\$ 1,626,310	\$ 1,464,418	\$ 1,767,889	22.47	\$ 1,868,922	19.53	\$ 1,868,922	\$ 1,868,922	19.53
2573-Warehousing and Distributing Svcs	\$ 21,324	\$ 16,392	\$ 19,833	0.37	\$ 24,890	0.37	\$ 24,890	\$ 24,890	0.37
2630-Information Services	\$ 12,304	\$ 27,738	\$ 82,807	0.50	\$ 192,324	1.00	\$ 192,324	\$ 192,324	1.00
2632-Internal Information Services	\$ 64,804	\$ -	\$ -	-	\$ -	-	\$ -	\$ -	-
2640-Staff Services	\$ -	\$ 23,252	\$ -	-	\$ -	-	\$ -	\$ -	-
2642-Recruitment and Placement Svcs	\$ 390,659	\$ 399,785	\$ 527,199	4.00	\$ 639,103	4.00	\$ 639,103	\$ 639,103	4.00
2645-Staff Health Services	\$ 5,269	\$ 5,677	\$ 4,519	-	\$ 6,707	-	\$ 6,707	\$ 6,707	-
2649-Other Staff Services	\$ 973	\$ 620	\$ -	-	\$ -	-	\$ -	\$ -	-
2660-Technology Services	\$ 644,949	\$ 832,786	\$ 679,293	2.00	\$ 774,731	3.00	\$ 774,731	\$ 774,731	3.00
2680-Interpretation and Translation Svcs	\$ 4,250	\$ 4,191	\$ 4,610	-	\$ 1,291	-	\$ 1,291	\$ 1,291	-
2700-Supplemental Retirement Program	\$ 165,208	\$ 175,402	\$ 249,500	-	\$ -	-	\$ -	\$ -	-
3100-Food Services	\$ -	\$ -	\$ -	-	\$ -	-	\$ -	\$ -	-
5200-Transfers of Funds	\$ 1,185,000	\$ 2,100,000	\$ 2,279,446	-	\$ 2,284,000	-	\$ 2,284,000	\$ 2,284,000	-
6110-Operating Contingency	\$ -	\$ -	\$ 100,000	-	\$ 100,000	-	\$ 100,000	\$ 100,000	-
7000-Unappropriated Ending Fund Balance	\$ 4,063,208	\$ 6,205,654	\$ 2,900,000	-	\$ 2,900,000	-	\$ 2,900,000	\$ 2,900,000	-
FUND 100-TOTAL REQUIREMENTS	\$ 45,951,175	\$ 48,965,493	\$ 50,298,815	454.49	\$ 51,785,998	460.20	\$ 51,785,998	\$ 51,785,998	460.20

LEBANON COMMUNITY SCHOOL DISTRICT 9

485 S 5th St, Lebanon, OR 97355

GENERAL FUND BY OBJECT

REQUIREMENT REPORT:	2019-2020 ACTUAL	2020-2021 ACTUAL	2021-2022 ADOPTED	2021-2022 ADOPTED FTE	2022-2023 PROPOSED	2022-2023 PROPOSED FTE	2022-2023 APPROVED	2022-2023 ADOPTED	2022-2023 ADOPTED FTE
FUND 100-GENERAL FUND									
Salaries									
111-Licensed Salaries	\$ 11,710,854	\$ 11,939,743	\$ 12,871,078	214.61	\$ 13,169,912	215.91	\$ 13,169,912	\$ 13,169,912	215.91
112-Classified Salaries	\$ 5,595,575	\$ 5,611,000	\$ 6,250,523	212.85	\$ 6,233,686	212.14	\$ 6,233,686	\$ 6,233,686	212.14
113-Administrators	\$ 1,821,782	\$ 1,960,023	\$ 2,059,820	18.03	\$ 2,151,593	18.15	\$ 2,151,593	\$ 2,151,593	18.15
114-Managerial-Classified	\$ 259,303	\$ 290,996	\$ 299,689	4.00	\$ 511,189	6.00	\$ 511,189	\$ 511,189	6.00
116-Supplemental Retirement Stipends	\$ 79,649	\$ 121,275	\$ 120,000	-	\$ -	-	\$ -	\$ -	-
119-Salaries Confidential-General	\$ 266,318	\$ 302,542	\$ 343,800	5.00	\$ 485,197	8.00	\$ 485,197	\$ 485,197	8.00
121-Substitutes-Licensed	\$ -	\$ -	\$ 14,294	-	\$ -	-	\$ -	\$ -	-
122-Substitutes-Classified	\$ 39,703	\$ -	\$ -	-	\$ -	-	\$ -	\$ -	-
123-Temporary-Licensed	\$ 640	\$ 60	\$ -	-	\$ 625	-	\$ 625	\$ 625	-
124-Temporary-Classified	\$ 68,802	\$ 5,868	\$ 481	-	\$ 11,086	-	\$ 11,086	\$ 11,086	-
127-Student Helper Salaries	\$ 13,729	\$ 11,839	\$ 5,748	-	\$ 9,173	-	\$ 9,173	\$ 9,173	-
131-Extra Duty Classified	\$ 69,450	\$ 84,488	\$ 57,127	-	\$ 38,448	-	\$ 38,449	\$ 38,449	-
132-Comp Time	\$ 94,487	\$ 75,487	\$ 71,883	-	\$ 8,946	-	\$ 8,946	\$ 8,946	-
133-Extra Duty	\$ 191,202	\$ 130,100	\$ 230,761	-	\$ 83,537	-	\$ 83,537	\$ 83,537	-
135-Vacation Payoff	\$ 22,090	\$ 22,069	\$ 28,240	-	\$ 43,273	-	\$ 43,273	\$ 43,273	-
136-	\$ -	\$ -	\$ -	-	\$ 822	-	\$ 822	\$ 822	-
137-Student Teacher	\$ (150)	\$ -	\$ -	-	\$ -	-	\$ -	\$ -	-
138-Department Heads	\$ 9,000	\$ -	\$ -	-	\$ -	-	\$ -	\$ -	-
142-Meal Reimbursement	\$ 1,340	\$ 405	\$ 2,000	-	\$ 396	-	\$ 396	\$ 396	-
143-Cell Phone Stipend	\$ 1,080	\$ 1,080	\$ 1,080	-	\$ 450	-	\$ 450	\$ 450	-
145-Admin Travel Stipend	\$ 11,400	\$ -	\$ -	-	\$ 30,500	-	\$ 30,500	\$ 30,500	-
150-Coaching/Athletics	\$ 5,250	\$ -	\$ -	-	\$ 7,000	-	\$ 7,000	\$ 7,000	-
151-Club Advisor/Activities	\$ 108,734	\$ 85,131	\$ 79,364	-	\$ 84,545	-	\$ 84,545	\$ 84,545	-
152-Summer School	\$ 12,052	\$ -	\$ -	-	\$ -	-	\$ -	\$ -	-
153-Summer Labor	\$ 6,693	\$ -	\$ -	-	\$ -	-	\$ -	\$ -	-
154-Stipend - Admin	\$ -	\$ 12,000	\$ 12,000	-	\$ 14,000	-	\$ 14,000	\$ 14,000	-
155-Stipend - Licensed	\$ -	\$ 76,550	\$ 74,000	-	\$ 129,833	-	\$ 129,833	\$ 129,833	-
156-Stipend - Classified	\$ -	\$ 19,026	\$ 4,600	-	\$ 22,060	-	\$ 22,060	\$ 22,060	-
Salaries Total	\$ 20,388,984	\$ 20,749,682	\$ 22,526,487	454.49	\$ 23,036,272	460.20	\$ 23,036,272	\$ 23,036,272	460.20
Benefits									
210-PERS	\$ 6,672,137	\$ 6,923,726	\$ 6,797,646	-	\$ 6,994,709	-	\$ 6,994,709	\$ 6,994,709	-
220-Social Security Administration	\$ 1,481,411	\$ 1,504,709	\$ 1,627,475	-	\$ 1,759,624	-	\$ 1,759,624	\$ 1,759,624	-
231-Worker's Compensation	\$ 176,152	\$ 128,205	\$ 136,694	-	\$ 138,828	-	\$ 138,828	\$ 138,828	-
235-PFMLI	\$ -	\$ -	\$ 52,635	-	\$ 57,207	-	\$ 57,207	\$ 57,207	-
241-Administrator Insurance	\$ 262,711	\$ 264,375	\$ 283,669	-	\$ 325,403	-	\$ 325,403	\$ 325,403	-
242-Licensed Insurance	\$ 2,626,761	\$ 2,514,539	\$ 2,840,563	-	\$ 3,029,490	-	\$ 3,029,490	\$ 3,029,490	-
243-Classified Insurance	\$ 2,377,948	\$ 2,259,857	\$ 2,598,694	-	\$ 2,651,363	-	\$ 2,651,363	\$ 2,651,363	-
244-Confidential Employee Insurance	\$ 62,543	\$ 68,112	\$ 92,498	-	\$ 110,502	-	\$ 110,502	\$ 110,502	-
245-Retiree Insurance	\$ 79,466	\$ 44,849	\$ 120,000	-	\$ -	-	\$ -	\$ -	-
247-TSA	\$ 45,600	\$ 45,600	\$ 45,600	-	\$ 48,600	-	\$ 48,600	\$ 48,600	-
248-Staff Tuition Reimbursement	\$ 60,093	\$ 1,843	\$ 2,500	-	\$ -	-	\$ -	\$ -	-
Benefits Total	\$ 13,844,822	\$ 13,755,815	\$ 14,597,973	-	\$ 15,115,726	-	\$ 15,115,726	\$ 15,115,726	-

LEBANON COMMUNITY SCHOOL DISTRICT 9

485 S 5th St, Lebanon, OR 97355

GENERAL FUND BY OBJECT

REQUIREMENT REPORT:	2019-2020 ACTUAL	2020-2021 ACTUAL	2021-2022 ADOPTED	2021-2022 ADOPTED FTE	2022-2023 PROPOSED	2022-2023 PROPOSED FTE	2022-2023 APPROVED	2022-2023 ADOPTED	2022-2023 ADOPTED FTE
FUND 100-GENERAL FUND									
Purchased Svcs									
311-Instruction Svcs	\$ 72,800	\$ 62,395	\$ 66,000	-	\$ 161,000	-	\$ 161,000	\$ 161,000	-
312-Instructional Programs Improvement Svcs	\$ 22,279	\$ 20,351	\$ 87,750	-	\$ 56,200	-	\$ 56,200	\$ 56,200	-
313-Student Services	\$ -	\$ 164	\$ -	-	\$ -	-	\$ -	\$ -	-
316-Data Processing Services	\$ -	\$ 2,947	\$ 3,000	-	\$ 5,000	-	\$ 5,000	\$ 5,000	-
318-Professional and Improvement Costs for Non	\$ -	\$ 13,914	\$ 15,000	-	\$ 5,000	-	\$ 5,000	\$ 5,000	-
319-Other Instructional, Prof & Tech Svcs	\$ 11,728	\$ 3,747	\$ 11,500	-	\$ 16,000	-	\$ 16,000	\$ 16,000	-
322-Repairs & Maintenance Svcs	\$ 222,063	\$ 172,181	\$ 258,500	-	\$ 286,050	-	\$ 286,050	\$ 286,050	-
323-Radio Service	\$ 3,954	\$ 11,054	\$ 15,000	-	\$ 4,500	-	\$ 4,500	\$ 4,500	-
324-Rentals	\$ 59,417	\$ 60,721	\$ 86,300	-	\$ 89,105	-	\$ 89,105	\$ 89,105	-
325-Electricity	\$ 424,249	\$ 365,752	\$ 451,500	-	\$ 450,500	-	\$ 450,500	\$ 450,500	-
326-Fuel	\$ 165,536	\$ 180,915	\$ 208,100	-	\$ 233,000	-	\$ 233,000	\$ 233,000	-
327-Water & Sewage	\$ 162,290	\$ 135,814	\$ 146,700	-	\$ 134,000	-	\$ 134,000	\$ 134,000	-
328-Garbage	\$ 103,227	\$ 105,562	\$ 106,500	-	\$ 104,500	-	\$ 104,500	\$ 104,500	-
329-Other Property Svcs	\$ 445	\$ -	\$ -	-	\$ -	-	\$ -	\$ -	-
330-Reimbursement of Student Travel	\$ 6,816	\$ 6,518	\$ 8,000	-	\$ 9,000	-	\$ 9,000	\$ 9,000	-
331-Reimbursable Student Transportation	\$ 18,894	\$ 29,959	\$ 26,500	-	\$ 150,390	-	\$ 150,390	\$ 150,390	-
332-Non-Reimbursable Student Transportation	\$ 201	\$ -	\$ -	-	\$ -	-	\$ -	\$ -	-
340-Travel	\$ 79,147	\$ 45,422	\$ 153,011	-	\$ 168,395	-	\$ 168,395	\$ 168,395	-
342-Travel, Out of District	\$ -	\$ 200	\$ -	-	\$ -	-	\$ -	\$ -	-
343-Travel, Student, Out of District	\$ 68	\$ -	\$ 3,500	-	\$ -	-	\$ -	\$ -	-
346-Meals/Transportation	\$ 236	\$ -	\$ 350	-	\$ -	-	\$ -	\$ -	-
348-Staff Tuition	\$ 34,571	\$ 57,276	\$ 72,000	-	\$ 72,500	-	\$ 72,500	\$ 72,500	-
351-Telephone	\$ 45,187	\$ 53,277	\$ 52,300	-	\$ 73,250	-	\$ 73,250	\$ 73,250	-
353-Postage	\$ 19,451	\$ 25,592	\$ 32,117	-	\$ 31,500	-	\$ 31,500	\$ 31,500	-
354-Advertising	\$ 1,533	\$ 2,449	\$ 3,500	-	\$ 5,500	-	\$ 5,500	\$ 5,500	-
355-Printing & Binding	\$ 10,741	\$ 18,644	\$ 31,700	-	\$ 44,500	-	\$ 44,500	\$ 44,500	-
360-Charter School Payments	\$ 2,349,382	\$ 2,462,056	\$ 2,400,000	-	\$ 2,540,000	-	\$ 2,540,000	\$ 2,540,000	-
374-Other Tuition	\$ 135,930	\$ 29,297	\$ 115,000	-	\$ 95,600	-	\$ 95,600	\$ 95,600	-
381-Audit Svcs	\$ 22,630	\$ 44,400	\$ 36,000	-	\$ 45,000	-	\$ 45,000	\$ 45,000	-
382-Legal Svcs	\$ 37,040	\$ 26,225	\$ 35,000	-	\$ 30,000	-	\$ 30,000	\$ 30,000	-
384-Negotiation Svcs	\$ -	\$ -	\$ 1,000	-	\$ 1,000	-	\$ 1,000	\$ 1,000	-
386-Data Processing Svcs	\$ 53,211	\$ 48,264	\$ 57,500	-	\$ 57,000	-	\$ 57,000	\$ 57,000	-
388-Election Svcs	\$ -	\$ -	\$ 18,000	-	\$ 5,000	-	\$ 5,000	\$ 5,000	-
389-Other Non-Instructional Prof & Tech	\$ 352,350	\$ 214,357	\$ 402,650	-	\$ 379,154	-	\$ 379,154	\$ 379,154	-
390-Other General Professional Services	\$ -	\$ -	\$ -	-	\$ -	-	\$ -	\$ -	-
391-Physical Exams, Drivers	\$ 5,580	\$ 6,430	\$ 5,500	-	\$ 8,000	-	\$ 8,000	\$ 8,000	-
392-Drug Tests, Drivers	\$ 925	\$ 1,495	\$ 3,000	-	\$ 2,500	-	\$ 2,500	\$ 2,500	-
394-Sub Calling Svcs	\$ 8,730	\$ -	\$ 7,500	-	\$ 7,500	-	\$ 7,500	\$ 7,500	-
395-Classified Subs	\$ 181,706	\$ 41,768	\$ 251,500	-	\$ 191,831	-	\$ 191,831	\$ 191,831	-
396-Criminal History Checks	\$ 2,668	\$ 709	\$ 3,500	-	\$ 500	-	\$ 500	\$ 500	-
398-Fingerprinting	\$ 4,276	\$ 358	\$ 1,000	-	\$ 1,000	-	\$ 1,000	\$ 1,000	-
399-Licensed Subs	\$ 337,727	\$ 87,067	\$ 510,573	-	\$ 413,248	-	\$ 413,248	\$ 413,248	-
Purchased Svcs Total	\$ 4,956,986	\$ 4,337,277	\$ 5,686,551	-	\$ 5,877,223	-	\$ 5,877,223	\$ 5,877,223	-

LEBANON COMMUNITY SCHOOL DISTRICT 9

485 S 5th St, Lebanon, OR 97355

GENERAL FUND BY OBJECT

REQUIREMENT REPORT:	2019-2020 ACTUAL	2020-2021 ACTUAL	2021-2022 ADOPTED	2021-2022 ADOPTED FTE	2022-2023 PROPOSED	2022-2023 PROPOSED FTE	2022-2023 APPROVED	2022-2023 ADOPTED	2022-2023 ADOPTED FTE
FUND 100-GENERAL FUND									
Supplies & Materials									
406-Gas, Oil, Lube	\$ 122,803	103,199	\$ 192,000	-	\$ 248,000	-	\$ 248,000	\$ 248,000	-
410-Consumable Supplies & Materials	\$ 457,107	548,654	\$ 698,023	-	\$ 996,751	-	\$ 996,751	\$ 996,751	-
413-Vehicle Repair Parts	\$ 35,691	23,402	\$ 50,500	-	\$ 61,500	-	\$ 61,500	\$ 61,500	-
414-Bus Garage Operation	\$ 28,125	11,512	\$ 25,000	-	\$ 25,000	-	\$ 25,000	\$ 25,000	-
420-Textbooks	\$ 4,913	7,975	\$ 5,433	-	\$ 21,500	-	\$ 21,500	\$ 21,500	-
430-Library Books	\$ 4,012	4,883	\$ 11,700	-	\$ 12,750	-	\$ 12,750	\$ 12,750	-
440-Periodicals	\$ 9,294	10,538	\$ 12,100	-	\$ 12,150	-	\$ 12,150	\$ 12,150	-
460-Non-Consumable Items	\$ 93,866	24,286	\$ 125,550	-	\$ 72,800	-	\$ 72,800	\$ 72,800	-
470-Computer Software	\$ 172,220	359,869	\$ 323,918	-	\$ 339,174	-	\$ 339,174	\$ 339,174	-
480-Computer Hardware	\$ 153,563	240,773	\$ 162,359	-	\$ 92,550	-	\$ 92,550	\$ 92,550	-
Supplies & Materials Total	\$ 1,081,595	\$ 1,335,091	\$ 1,606,583	-	\$ 1,882,175	-	\$ 1,882,175	\$ 1,882,175	-
Capital Outlay									
520-Buildings Acquisition	\$ 5,496	\$ 8,884	\$ 25,000	-	\$ 25,000	-	\$ 25,000	\$ 25,000	-
530-Improvements Other than Buildings	\$ 1,800	\$ -	\$ -	-	\$ -	-	\$ -	\$ -	-
540-Depreciable Equipment	\$ 24,648	\$ -	\$ 45,000	-	\$ -	-	\$ -	\$ -	-
541-Initial and Additional Equipment	\$ 7,561	\$ 62,046	\$ 10,000	-	\$ 22,500	-	\$ 22,500	\$ 22,500	-
542-Replacement Equipment	\$ 35,121	\$ 13,214	\$ 20,000	-	\$ 22,500	-	\$ 22,500	\$ 22,500	-
550-Depreciable Technology	\$ 10,000	\$ -	\$ -	-	\$ -	-	\$ -	\$ -	-
564-Bus & Capital Bus Improvements	\$ -	\$ -	\$ -	-	\$ -	-	\$ -	\$ -	-
Capital Outlay Total	\$ 84,626	\$ 84,144	\$ 100,000	-	\$ 70,000	-	\$ 70,000	\$ 70,000	-
Other Objects									
621-Regular Interest	\$ -	\$ -	\$ -	-	\$ -	-	\$ -	\$ -	-
640-Dues & Fees	\$ 81,330	\$ 85,398	\$ 148,076	-	\$ 122,303	-	\$ 122,303	\$ 122,303	-
650-Insurance & Judgements	\$ 261,905	\$ 278	\$ 350,000	-	\$ 395,000	-	\$ 395,000	\$ 395,000	-
652-Fidelity Bond Premiums	\$ -	\$ 660	\$ -	-	\$ -	-	\$ -	\$ -	-
653-Property Insurance Premiums	\$ -	\$ 309,014	\$ -	-	\$ -	-	\$ -	\$ -	-
655-Judgements and Settlements	\$ 2,500	\$ -	\$ 3,000	-	\$ 2,500	-	\$ 2,500	\$ 2,500	-
670-Taxes & Licenses	\$ 220	\$ 2,479	\$ 700	-	\$ 800	-	\$ 800	\$ 800	-
Other Objects Total	\$ 345,954	\$ 397,829	\$ 501,776	-	\$ 520,603	-	\$ 520,603	\$ 520,603	-

LEBANON COMMUNITY SCHOOL DISTRICT 9

485 S 5th St, Lebanon, OR 97355

GENERAL FUND BY OBJECT

REQUIREMENT REPORT:	2019-2020 ACTUAL	2020-2021 ACTUAL	2021-2022 ADOPTED	2021-2022 ADOPTED FTE	2022-2023 PROPOSED	2022-2023 PROPOSED FTE	2022-2023 APPROVED	2022-2023 ADOPTED	2022-2023 ADOPTED FTE
FUND 100-GENERAL FUND									
Transfers									
707-Transfer to Vocational House Fund	\$ -	\$ 93,000	\$ 250,000	-	\$ 450,000	-	\$ 450,000	\$ 450,000	-
710-Transfer to Technology Fund	\$ -	\$ 80,000	\$ 100,000	-	\$ 100,000	-	\$ 100,000	\$ 100,000	-
711-Transfer to Classroom Furniture Fund	\$ -	\$ 10,000	\$ 35,000	-	\$ 35,000	-	\$ 35,000	\$ 35,000	-
712-Transfer to Textbook Fund	\$ 400,000	\$ 200,000	\$ 350,000	-	\$ 550,000	-	\$ 550,000	\$ 550,000	-
713-Transfer to Capital Improvement Fund	\$ -	\$ 200,000	\$ 300,000	-	\$ 50,000	-	\$ 50,000	\$ 50,000	-
714-Transfer to Track & Turf Fund	\$ 10,000	\$ -	\$ -	-	\$ -	-	\$ -	\$ -	-
715-Transfer to Athletic Fund	\$ 450,000	\$ 475,000	\$ 475,000	-	\$ 475,000	-	\$ 475,000	\$ 475,000	-
716-Transfer to Bus Replacement	\$ 150,000	\$ 225,000	\$ 225,000	-	\$ 225,000	-	\$ 225,000	\$ 225,000	-
717-Transfer to Unemployment Fund	\$ 25,000	\$ 227,000	\$ -	-	\$ -	-	\$ -	\$ -	-
718-Transfer to PERS Reserve Fund	\$ -	\$ 450,000	\$ 300,000	-	\$ 154,000	-	\$ 154,000	\$ 154,000	-
719-Transfer to Food Svcs Fund	\$ 100,000	\$ 120,000	\$ 224,446	-	\$ 225,000	-	\$ 225,000	\$ 225,000	-
720-Transfer to Music/Band Replacement Fund	\$ -	\$ 20,000	\$ 20,000	-	\$ 20,000	-	\$ 20,000	\$ 20,000	-
730-Transfer to Debt Service Fund	\$ 50,000	\$ -	\$ -	-	\$ -	-	\$ -	\$ -	-
Transfers Total	\$ 1,185,000	\$ 2,100,000	\$ 2,279,446	-	\$ 2,284,000	-	\$ 2,284,000	\$ 2,284,000	-
Contingency									
810-Planned Reserve	\$ -	\$ -	\$ 100,000	-	\$ 100,000	-	\$ 100,000	\$ 100,000	-
820-Unappropriated Ending Fund Balance	\$ 4,063,208	\$ 6,205,654	\$ 2,900,000	-	\$ 2,900,000	-	\$ 2,900,000	\$ 2,900,000	-
Contingency Total	\$ 4,063,208	\$ 6,205,654	\$ 3,000,000	-	\$ 3,000,000	-	\$ 3,000,000	\$ 3,000,000	-
FUND 100-TOTAL REQUIREMENTS	\$ 45,951,175	\$ 48,965,493	\$ 50,298,815	454.49	\$ 51,785,998	460.20	\$ 51,785,998	\$ 51,785,998	460.20

THIS PAGE INTENTIONALLY LEFT BLANK

LEBANON COMMUNITY SCHOOL DISTRICT 9 PROGRAM BUDGET INFORMATION

ADOPTED 2022-2023

FUND: 100

FUNCTION: 1111

PROGRAM: Elementary, K-5

Elementary, K-5

100 Salaries	5,587,629
200 Associated PR Costs	3,503,169
300 Purchased Services	200,200
400 Supplies & Materials	127,975
600 Other	-
TOTAL	9,418,973

1. Program Description:

Learning experiences concerned with knowledge, skills, appreciation, attitudes, and behavioral characteristics considered to be needed by all students in terms of their awareness of life within our culture and the world of work and which normally may be achieved during the elementary school years.

2. Personnel Data:

86.60 Licensed FTE
13.31 Classified FTE

3. Funding Source:

State School Fund

4. Budgetary Notes:

Supplemental services are also provided through Title I-A

LEBANON COMMUNITY SCHOOL DISTRICT 9

485 S 5th St, Lebanon, OR 97355

REQUIREMENT REPORT:	2019-2020 ACTUAL	2020-2021 ACTUAL	2021-2022 ADOPTED	2021-2022 ADOPTED FTE	2022-2023 PROPOSED	2022-2023 PROPOSED FTE	2022-2023 APPROVED	2022-2023 ADOPTED	2022-2023 ADOPTED FTE
FUND 100-GENERAL FUND									
1111-Elementary, K-5									
111-Licensed Salaries	\$ 4,594,769	\$ 4,595,589	\$ 5,046,823	86.10	\$ 5,235,971	86.60	\$ 5,235,971	\$ 5,235,971	86.60
112-Classified Salaries	\$ 252,175	\$ 314,315	\$ 322,108	12.27	\$ 339,938	13.31	\$ 339,938	\$ 339,938	13.31
122-Substitutes-Classified	\$ 93	\$ -	\$ -	-	\$ -	-	\$ -	\$ -	-
123-Temporary-Licensed (At-Will Contract)	\$ 353	\$ 60	\$ -	-	\$ -	-	\$ -	\$ -	-
131-Extra Duty Classified	\$ 2,939	\$ 8,759	\$ 2,812	-	\$ 7,645	-	\$ 7,645	\$ 7,645	-
132-Comp Time	\$ 1,114	\$ 975	\$ -	-	\$ 515	-	\$ 515	\$ 515	-
133-Extra Duty	\$ 4,924	\$ 4,763	\$ 1,141	-	\$ 559	-	\$ 559	\$ 559	-
137-Student Teacher	\$ (150)	\$ -	\$ -	-	\$ -	-	\$ -	\$ -	-
142-Taxable Meal Reimbursement	\$ -	\$ 10	\$ -	-	\$ -	-	\$ -	\$ -	-
151-Stipend - Club Advisor/Activities	\$ -	\$ 3,000	\$ 3,000	-	\$ 3,000	-	\$ 3,000	\$ 3,000	-
155-Stipend - Classified	\$ -	\$ 3,326	\$ 100	-	\$ -	-	\$ -	\$ -	-
210-PERS	\$ 1,561,976	\$ 1,660,738	\$ 1,631,746	-	\$ 1,669,963	-	\$ 1,669,963	\$ 1,669,963	-
220-Social Security Administration	\$ 354,587	\$ 355,909	\$ 389,461	-	\$ 427,453	-	\$ 427,453	\$ 427,453	-
231-Worker's Compensation	\$ 24,997	\$ 18,147	\$ 19,784	-	\$ 19,666	-	\$ 19,666	\$ 19,666	-
235-PFMLI	\$ -	\$ -	\$ 13,956	-	\$ 14,693	-	\$ 14,693	\$ 14,693	-
241-Administrator Insurance	\$ -	\$ 2	\$ -	-	\$ -	-	\$ -	\$ -	-
242-Licensed Insurance	\$ 1,019,064	\$ 970,094	\$ 1,103,250	-	\$ 1,186,446	-	\$ 1,186,446	\$ 1,186,446	-
243-Classified Insurance	\$ 126,204	\$ 124,497	\$ 139,978	-	\$ 184,948	-	\$ 184,948	\$ 184,948	-
311-Instruction Svcs	\$ -	\$ -	\$ 1,000	-	\$ 1,000	-	\$ 1,000	\$ 1,000	-
322-Repairs and Maintenance	\$ 9,177	\$ 4,612	\$ 12,300	-	\$ 10,700	-	\$ 10,700	\$ 10,700	-
324-Rentals	\$ 13,219	\$ 13,671	\$ 20,850	-	\$ 24,300	-	\$ 24,300	\$ 24,300	-
331-Reimbursable Student Transportation	\$ -	\$ -	\$ 200	-	\$ 200	-	\$ 200	\$ 200	-
340-Travel	\$ 156	\$ -	\$ 300	-	\$ 400	-	\$ 400	\$ 400	-
355-Printing & Binding	\$ 3,379	\$ 891	\$ 2,400	-	\$ 2,100	-	\$ 2,100	\$ 2,100	-
389-Other Non-Instructional Professional Serv	\$ 1,545	\$ -	\$ -	-	\$ -	-	\$ -	\$ -	-
395-Classified Subs	\$ 13,788	\$ 3,149	\$ 13,500	-	\$ 11,500	-	\$ 11,500	\$ 11,500	-
399-Licensed Subs	\$ 131,973	\$ 22,537	\$ 225,000	-	\$ 150,000	-	\$ 150,000	\$ 150,000	-
410-Consumable Supplies & Materials	\$ 41,771	\$ 40,072	\$ 89,400	-	\$ 125,175	-	\$ 125,175	\$ 125,175	-
420-Textbooks	\$ 1,794	\$ -	\$ -	-	\$ -	-	\$ -	\$ -	-
440-Periodicals	\$ 121	\$ -	\$ 400	-	\$ 400	-	\$ 400	\$ 400	-
460-Non-Consumable Items	\$ 7,877	\$ 78	\$ 1,250	-	\$ 1,200	-	\$ 1,200	\$ 1,200	-
470-Computer Software	\$ 2,380	\$ -	\$ 200	-	\$ 200	-	\$ 200	\$ 200	-
480-Computer Hardware	\$ -	\$ 100	\$ 1,400	-	\$ 1,000	-	\$ 1,000	\$ 1,000	-
640-Dues & Fees	\$ -	\$ -	\$ -	-	\$ -	-	\$ -	\$ -	-
1111-Total Requirements	\$ 8,170,226	\$ 8,145,295	\$ 9,042,359	98.37	\$ 9,418,973	99.91	\$ 9,418,973	\$ 9,418,973	99.91

LEBANON COMMUNITY SCHOOL DISTRICT 9 PROGRAM BUDGET INFORMATION

ADOPTED 2022-2023

FUND: 100

FUNCTION: 1113

PROGRAM: Elementary Extracurricular

Elementary Extracurricular

100 Salaries	1,000
200 Associated PR Costs	381
300 Purchased Services	0
400 Supplies & Materials	0
600 Other	0
TOTAL	1,381

1. Program Description:

This program provides school-sponsored activities designed to provide students such experiences as motivation, enjoyment, and improvement of skills. Activities normally supplement the regular instructional program and include such activities as athletics, band, chorus, choir, speech, and debate.

2. Personnel Data:

- Temporary Licensed

3. Funding Source:

Other Sources

4. Budgetary Notes:

LEBANON COMMUNITY SCHOOL DISTRICT 9

485 S 5th St, Lebanon, OR 97355

REQUIREMENT REPORT:	2019-2020 ACTUAL	2020-2021 ACTUAL	2021-2022 ADOPTED	2021-2022 ADOPTED FTE	2022-2023 PROPOSED	2022-2023 PROPOSED FTE	2022-2023 APPROVED	2022-2023 ADOPTED	2022-2023 ADOPTED FTE
FUND 100-GENERAL FUND									
1113-Elementary Extra-Curricular									
123-Temporary-Licensed	\$ -	\$ -	\$ -	-	\$ -	-	\$ -	\$ -	-
133-Extra Duty	\$ -	\$ -	\$ -	-	\$ -	-	\$ -	\$ -	-
151-Club Advisor/Activities	\$ 2,000	\$ -	\$ 1,750	-	\$ 1,000	-	\$ 1,000	\$ 1,000	-
210-PERS	\$ 692	\$ -	\$ 615	-	\$ 297	-	\$ 297	\$ 297	-
220-Social Security Administration	\$ 153	\$ -	\$ 134	-	\$ 77	-	\$ 77	\$ 77	-
231-Worker's Compensation	\$ 10	\$ -	\$ 16	-	\$ 3	-	\$ 3	\$ 3	-
235-PFMLI	\$ -	\$ -	\$ -	-	\$ 4	-	\$ 4	\$ 4	-
410-Consumable Supplies & Materials	\$ -	\$ -	\$ -	-	\$ -	-	\$ -	\$ -	-
1113-Total Requirements	\$ 2,855	\$ -	\$ 2,515	-	\$ 1,381	-	\$ 1,381	\$ 1,381	-

LEBANON COMMUNITY SCHOOL DISTRICT 9 PROGRAM BUDGET INFORMATION

ADOPTED 2022-2023

FUND: 100

FUNCTION: 1121

PROGRAM: Middle School Programs

Middle School Programs

100 Salaries	2,313,755
200 Associated PR Costs	1,514,761
300 Purchased Services	78,900
400 Supplies & Materials	72,350
600 Other	0
TOTAL	3,979,767

1. Program Description:

Learning experiences concerned with knowledge, skills, appreciation, attitudes, and behavioral characteristics considered to be needed by all students in terms of understanding themselves and their relationships with society and various career clusters, and which normally may be achieved during the middle and/or junior high school years.

2. Personnel Data:

36.80 Licensed FTE
5.98 Classified FTE

3. Funding Source:

State School Fund

4. Budgetary Notes:

Supplemental services are also provided through Title I-A

LEBANON COMMUNITY SCHOOL DISTRICT 9

485 S 5th St, Lebanon, OR 97355

REQUIREMENT REPORT:	2019-2020 ACTUAL	2020-2021 ACTUAL	2021-2022 ADOPTED	2021-2022 ADOPTED FTE	2022-2023 PROPOSED	2022-2023 PROPOSED FTE	2022-2023 APPROVED	2022-2023 ADOPTED	2022-2023 ADOPTED FTE
FUND 100-GENERAL FUND									
1121-Middle/JH Programs									
111-Licensed Salaries	\$ 1,996,116	\$ 1,921,643	\$ 2,020,353	35.00	\$ 2,153,336	36.80	\$ 2,153,336	\$ 2,153,336	36.80
112-Classified Salaries	\$ 115,265	\$ 132,342	\$ 135,019	5.08	\$ 155,564	5.98	\$ 155,564	\$ 155,564	5.98
121-Substitutes-Licensed	\$ -	\$ -	\$ 954	-	\$ -	-	\$ -	\$ -	-
122-Substitutes-Classified	\$ -	\$ -	\$ -	-	\$ -	-	\$ -	\$ -	-
123-Temporary-Licensed (At-Will Contract)	\$ -	\$ -	\$ -	-	\$ 625	-	\$ 625	\$ 625	-
131-Extra Duty Classified	\$ 25	\$ 4,377	\$ 675	-	\$ 1,173	-	\$ 1,173	\$ 1,173	-
132-Comp Time	\$ 550	\$ 4,047	\$ -	-	\$ -	-	\$ -	\$ -	-
133-Extra Duty	\$ 2,096	\$ 236	\$ -	-	\$ 1,058	-	\$ 1,058	\$ 1,058	-
155-Stipend - Licensed	\$ -	\$ 2,000	\$ 2,000	-	\$ 2,000	-	\$ 2,000	\$ 2,000	-
210-PERS	\$ 690,167	\$ 685,709	\$ 668,300	-	\$ 698,796	-	\$ 698,796	\$ 698,796	-
220-Social Security Administration	\$ 154,088	\$ 151,675	\$ 162,509	-	\$ 175,984	-	\$ 175,984	\$ 175,984	-
231-Worker's Compensation	\$ 10,866	\$ 7,594	\$ 8,060	-	\$ 7,906	-	\$ 7,906	\$ 7,906	-
235-PFMLI	\$ -	\$ -	\$ 5,616	-	\$ 6,108	-	\$ 6,108	\$ 6,108	-
242-Licensed Insurance	\$ 509,428	\$ 450,231	\$ 505,179	-	\$ 539,015	-	\$ 539,015	\$ 539,015	-
243-Classified Insurance	\$ 62,999	\$ 55,112	\$ 59,312	-	\$ 86,953	-	\$ 86,953	\$ 86,953	-
311-Instruction Services	\$ -	\$ -	\$ -	-	\$ -	-	\$ -	\$ -	-
322-Repairs & Maintenance Svcs	\$ 6,361	\$ 3,148	\$ 2,000	-	\$ 5,300	-	\$ 5,300	\$ 5,300	-
324-Rentals	\$ 8,166	\$ 8,998	\$ 10,250	-	\$ 10,100	-	\$ 10,100	\$ 10,100	-
331-Reimbursable Student Transportation	\$ -	\$ -	\$ -	-	\$ -	-	\$ -	\$ -	-
340-Travel	\$ -	\$ -	\$ 250	-	\$ -	-	\$ -	\$ -	-
353-Postage	\$ 22	\$ -	\$ 200	-	\$ -	-	\$ -	\$ -	-
355-Printing & Binding	\$ 363	\$ -	\$ 500	-	\$ -	-	\$ -	\$ -	-
389-Other Non-Instructional Prof & Tech	\$ 3,045	\$ -	\$ 250	-	\$ -	-	\$ -	\$ -	-
395-Classified Subs	\$ 851	\$ 1,148	\$ 4,000	-	\$ 3,500	-	\$ 3,500	\$ 3,500	-
399-Licensed Subs	\$ 56,535	\$ 28,843	\$ 75,000	-	\$ 60,000	-	\$ 60,000	\$ 60,000	-
410-Consumable Supplies & Materials	\$ 19,596	\$ 25,045	\$ 53,382	-	\$ 71,150	-	\$ 71,150	\$ 71,150	-
420-Textbooks	\$ -	\$ -	\$ -	-	\$ -	-	\$ -	\$ -	-
460-Non-Consumable Items	\$ 617	\$ -	\$ 500	-	\$ 1,000	-	\$ 1,000	\$ 1,000	-
470-Computer Software	\$ 342	\$ 79	\$ 100	-	\$ 200	-	\$ 200	\$ 200	-
480-Computer Hardware	\$ 188	\$ -	\$ 50	-	\$ -	-	\$ -	\$ -	-
640-Dues & Fees	\$ -	\$ -	\$ -	-	\$ -	-	\$ -	\$ -	-
1121-Total Requirements	\$ 3,637,685	\$ 3,482,228	\$ 3,714,460	40.08	\$ 3,979,767	42.78	\$ 3,979,767	\$ 3,979,767	42.78

LEBANON COMMUNITY SCHOOL DISTRICT 9 PROGRAM BUDGET INFORMATION

ADOPTED 2022-2023

FUND: 100

FUNCTION: 1122

PROGRAM: Middle School Extracurricular

Middle School Extracurricular

100 Salaries	30,998
200 Associated PR Costs	11,424
300 Purchased Services	0
400 Supplies & Materials	0
600 Other	0
TOTAL	42,422

1. Program Description:

School-sponsored activities, under the guidance and supervision of district staff, designed to provide students such experiences as motivation, enjoyment, and improvement of skills. Programs typically include activities such as athletics, band, chorus, choir, speech, and debate.

2. Personnel Data:

- Extra Duty for Coaches and Activity Supervisors. No FTE

3. Funding Source:

Other Sources

4. Budgetary Notes:

LEBANON COMMUNITY SCHOOL DISTRICT 9

485 S 5th St, Lebanon, OR 97355

REQUIREMENT REPORT:	2019-2020 ACTUAL	2020-2021 ACTUAL	2021-2022 ADOPTED	2021-2022 ADOPTED FTE	2022-2023 PROPOSED	2022-2023 PROPOSED FTE	2022-2023 APPROVED	2022-2023 ADOPTED	2022-2023 ADOPTED FTE
FUND 100-GENERAL FUND									
1122-Middle/JH School Extra-Curr									
133-Extra Duty	\$ -	\$ -	\$ -	-	\$ -	-	\$ -	\$ -	-
150-Stipend - Coaching/Athletics	\$ -	\$ -	\$ -	-	\$ 7,000	-	\$ 7,000	\$ 7,000	-
151-Stipend - Club Advisor/Activities	\$ 23,607	\$ 20,084	\$ 13,567	-	\$ 17,998	-	\$ 17,998	\$ 17,998	-
155-Stipend - Licensed	\$ -	\$ 6,000	\$ 6,000	-	\$ 6,000	-	\$ 6,000	\$ 6,000	-
210-PERS	\$ 7,760	\$ 8,758	\$ 5,957	-	\$ 8,873	-	\$ 8,873	\$ 8,873	-
220-Social Security Administration	\$ 1,734	\$ 1,923	\$ 1,432	-	\$ 2,371	-	\$ 2,371	\$ 2,371	-
231-Worker's Compensation	\$ 118	\$ 94	\$ 71	-	\$ 108	-	\$ 108	\$ 108	-
235-PFMLI	\$ -	\$ -	\$ 54	-	\$ 72	-	\$ 72	\$ 72	-
1122-Total Requirements	\$ 33,219	\$ 36,859	\$ 27,080	-	\$ 42,422	-	\$ 42,422	\$ 42,422	-

LEBANON COMMUNITY SCHOOL DISTRICT 9 PROGRAM BUDGET INFORMATION

ADOPTED 2022-2023

FUND: 100
FUNCTION: 1131
PROGRAM: High School Programs

High School Programs

100 Salaries	3,083,152
200 Associated PR Costs	1,834,121
300 Purchased Services	168,150
400 Supplies & Materials	211,515
600 Other	7150
TOTAL	5,304,088

1. Program Description:

Learning experiences concerned with knowledge, skills, appreciation, attitudes, and behavioral characteristics considered to be needed by all students as they achieve graduation requirements.

2. Personnel Data:

47.31 Licensed FTE
- Classified FTE

3. Funding Source:

4. Budgetary Notes:

LEBANON COMMUNITY SCHOOL DISTRICT 9

485 S 5th St, Lebanon, OR 97355

REQUIREMENT REPORT:	2019-2020 ACTUAL	2020-2021 ACTUAL	2021-2022 ADOPTED	2021-2022 ADOPTED FTE	2022-2023 PROPOSED	2022-2023 PROPOSED FTE	2022-2023 APPROVED	2022-2023 ADOPTED	2022-2023 ADOPTED FTE
FUND 100-GENERAL FUND									
1131-High School Programs									
111-Licensed Salaries	\$ 2,718,630	\$ 2,866,834	\$ 3,138,238	48.81	\$ 3,045,815	47.31	\$ 3,045,815	\$ 3,045,815	47.31
112-Classified Salaries	\$ 18,245	\$ 14,889	\$ 20,209	0.91	\$ -	-	\$ -	\$ -	-
121-Substitutes-Licensed	\$ -	\$ -	\$ -	-	\$ -	-	\$ -	\$ -	-
131-Extra Duty Classified	\$ 25	\$ 57,294	\$ 2,288	-	\$ 16,292	-	\$ 16,292	\$ 16,292	-
132-Comp Time	\$ 4,841	\$ 1,258	\$ -	-	\$ 45	-	\$ 45	\$ 45	-
133-Extra Duty	\$ 5,747	\$ -	\$ -	-	\$ -	-	\$ -	\$ -	-
137-Student Teacher	\$ (150)	\$ -	\$ -	-	\$ -	-	\$ -	\$ -	-
151-Stipend - Club Advisor/Activities	\$ -	\$ -	\$ -	-	\$ -	-	\$ -	\$ -	-
155-Stipend - Licensed	\$ -	\$ 5,000	\$ 5,000	-	\$ 21,000	-	\$ 21,000	\$ 21,000	-
210-PERS	\$ 937,487	\$ 974,523	\$ 984,626	-	\$ 943,018	-	\$ 943,018	\$ 943,018	-
220-Social Security Administration	\$ 202,860	\$ 217,950	\$ 238,100	-	\$ 235,861	-	\$ 235,861	\$ 235,861	-
231-Worker's Compensation	\$ 14,002	\$ 10,672	\$ 11,630	-	\$ 10,377	-	\$ 10,377	\$ 10,377	-
235-PFMLI	\$ -	\$ -	\$ 8,073	-	\$ 7,999	-	\$ 7,999	\$ 7,999	-
242-Licensed Insurance	\$ 529,384	\$ 540,080	\$ 653,807	-	\$ 636,866	-	\$ 636,866	\$ 636,866	-
243-Classified Insurance	\$ 14,392	\$ 10,792	\$ 13,803	-	\$ -	-	\$ -	\$ -	-
311-Instruction Svcs	\$ 28	\$ -	\$ -	-	\$ -	-	\$ -	\$ -	-
322-Repairs & Maintenance Svcs	\$ 10,076	\$ 4,233	\$ 11,350	-	\$ 11,350	-	\$ 11,350	\$ 11,350	-
324-Rentals	\$ 11,335	\$ 12,654	\$ 14,000	-	\$ 14,000	-	\$ 14,000	\$ 14,000	-
331-Reimbursable Student Transportation	\$ -	\$ -	\$ -	-	\$ -	-	\$ -	\$ -	-
340-Travel	\$ 1,250	\$ 102	\$ 2,200	-	\$ 2,200	-	\$ 2,200	\$ 2,200	-
355-Printing & Binding	\$ 2,635	\$ -	\$ 3,500	-	\$ 3,500	-	\$ 3,500	\$ 3,500	-
374-Other Tuition	\$ -	\$ -	\$ 5,000	-	\$ 5,600	-	\$ 5,600	\$ 5,600	-
389-Other Non-Instructional Prof & Tech	\$ 495	\$ -	\$ -	-	\$ -	-	\$ -	\$ -	-
395-Classified Subs	\$ 240	\$ 592	\$ 2,500	-	\$ 1,500	-	\$ 1,500	\$ 1,500	-
399-Licensed Subs	\$ 88,211	\$ 29,207	\$ 140,000	-	\$ 130,000	-	\$ 130,000	\$ 130,000	-
410-Consumable Supplies & Materials	\$ 40,289	\$ 35,977	\$ 76,964	-	\$ 201,965	-	\$ 201,965	\$ 201,965	-
420-Textbooks	\$ 968	\$ 6,551	\$ 4,833	-	\$ 4,800	-	\$ 4,800	\$ 4,800	-
460-Non-Consumable Items	\$ 2,043	\$ -	\$ 2,800	-	\$ 2,800	-	\$ 2,800	\$ 2,800	-
470-Computer Software	\$ 13,628	\$ 18,345	\$ 1,500	-	\$ 1,500	-	\$ 1,500	\$ 1,500	-
480-Computer Hardware	\$ -	\$ -	\$ 450	-	\$ 450	-	\$ 450	\$ 450	-
640-Dues & Fees	\$ 3,072	\$ 1,934	\$ 7,183	-	\$ 7,150	-	\$ 7,150	\$ 7,150	-
652-Fidelity Bond Premiums	\$ -	\$ 560	\$ -	-	\$ -	-	\$ -	\$ -	-
1131-Total Requirements	\$ 4,619,734	\$ 4,809,446	\$ 5,348,053	49.72	\$ 5,304,088	47.31	\$ 5,304,088	\$ 5,304,088	47.31

LEBANON COMMUNITY SCHOOL DISTRICT 9

PROGRAM BUDGET INFORMATION

ADOPTED 2022-2023

FUND: 100

FUNCTION: 1132

PROGRAM: High School Extra-curricular

High School Extra-curricular

100 Salaries	62,047
200 Associated PR Costs	23,916
300 Purchased Services	0
400 Supplies & Materials	0
600 Other	
TOTAL	85,963

1. Program Description:

School-sponsored activities, under the guidance and supervision of district staff, designed to provide students such experiences as motivation, enjoyment, and improvement of skills. Activities normally supplement the regular instructional program and include such activities as athletics, band, chorus, choir, speech, and debate.

2. Personnel Data:

- Extra Duty for Coaches and Activity Supervisors. No FTE

3. Funding Source:

Other Sources

4. Budgetary Notes:

LEBANON COMMUNITY SCHOOL DISTRICT 9

485 S 5th St, Lebanon, OR 97355

REQUIREMENT REPORT:	2019-2020 ACTUAL	2020-2021 ACTUAL	2021-2022 ADOPTED	2021-2022 ADOPTED FTE	2022-2023 PROPOSED	2022-2023 PROPOSED FTE	2022-2023 APPROVED	2022-2023 ADOPTED	2022-2023 ADOPTED FTE
FUND 100-GENERAL FUND									
1132-High School Extra-Curricular									
112-Classified Salaries	\$ 35,766	\$ -	\$ -	-	\$ -	-	\$ -	\$ -	-
133-Extra Duty	\$ 423	\$ -	\$ -	-	\$ -	-	\$ -	\$ -	-
150-Coaching/Athletics	\$ 5,250	\$ -	\$ -	-	\$ -	-	\$ -	\$ -	-
151-Stipend - Club Advisor/Activities	\$ 56,547	\$ 60,047	\$ 60,047	-	\$ 62,047	-	\$ 62,047	\$ 62,047	-
210-PERS	\$ 24,180	\$ 20,725	\$ 18,509	-	\$ 18,828	-	\$ 18,828	\$ 18,828	-
220-Social Security Administration	\$ 5,351	\$ 4,469	\$ 4,479	-	\$ 4,747	-	\$ 4,747	\$ 4,747	-
231-Worker's Compensation	\$ 363	\$ 219	\$ 218	-	\$ 214	-	\$ 214	\$ 214	-
235-PFMLI	\$ -	\$ -	\$ 116	-	\$ 128	-	\$ 128	\$ 128	-
340-Travel	\$ -	\$ -	\$ -	-	\$ -	-	\$ -	\$ -	-
389-Other Non-Instructional Prof & Tech	\$ -	\$ -	\$ -	-	\$ -	-	\$ -	\$ -	-
410-Consumable Supplies & Materials	\$ -	\$ -	\$ -	-	\$ -	-	\$ -	\$ -	-
480-Computer Hardware	\$ -	\$ -	\$ -	-	\$ -	-	\$ -	\$ -	-
1132-Total Requirements	\$ 127,880	\$ 85,460	\$ 83,369	-	\$ 85,963	-	\$ 85,963	\$ 85,963	-

LEBANON COMMUNITY SCHOOL DISTRICT 9 PROGRAM BUDGET INFORMATION

ADOPTED 2022-2023

FUND: 100
FUNCTION: 1210
PROGRAM: Restrictive Programs for Students with Disabilities

Restrictive Programs for Students with Disabilities

100 Salaries	22,000
200 Associated PR Costs	8,424
300 Purchased Services	4,612
400 Supplies & Materials	15,236
600 Other	0
TOTAL	50,272

1. Program Description:

Special learning experiences for students identified as talented and gifted.

2. Personnel Data:

Includes a stipend for a TAG coordinator at each school

3. Funding Source:

State school fund

4. Budgetary Notes:

LEBANON COMMUNITY SCHOOL DISTRICT 9

485 S 5th St, Lebanon, OR 97355

REQUIREMENT REPORT:	2019-2020 ACTUAL	2020-2021 ACTUAL	2021-2022 ADOPTED	2021-2022 ADOPTED FTE	2022-2023 PROPOSED	2022-2023 PROPOSED FTE	2022-2023 APPROVED	2022-2023 ADOPTED	2022-2023 ADOPTED FTE
FUND 100-GENERAL FUND									
1210-Programs for Talented & Gifted									
131-Extra Duty - Licensed	\$ 28	\$ -	\$ -	-	\$ -	-	\$ -	\$ -	-
133-Extra Duty - Classified	\$ 22	\$ -	\$ -	-	\$ -	-	\$ -	\$ -	-
151-Stipend - Club Advisors/Activities	\$ 26,580	\$ 2,000	\$ 1,000	-	\$ 500	-	\$ 500	\$ 500	-
155-Stipend - Licensed	\$ -	\$ 17,000	\$ 18,500	-	\$ 21,500	-	\$ 21,500	\$ 21,500	-
210-PERS	\$ 8,707	\$ 6,217	\$ 5,365	-	\$ 6,601	-	\$ 6,601	\$ 6,601	-
220-Social Security Administration	\$ 1,994	\$ 1,418	\$ 1,306	-	\$ 1,683	-	\$ 1,683	\$ 1,683	-
231-Worker's Compensation	\$ 130	\$ 67	\$ 65	-	\$ 73	-	\$ 73	\$ 73	-
235-PFMLI	\$ -	\$ -	\$ 39	-	\$ 67	-	\$ 67	\$ 67	-
243-Classified Insurance	\$ -	\$ -	\$ -	-	\$ -	-	\$ -	\$ -	-
340-Travel	\$ 296	\$ 375	\$ 500	-	\$ 795	-	\$ 795	\$ 795	-
399-Licensed Subs	\$ -	\$ -	\$ 2,142	-	\$ 3,817	-	\$ 3,817	\$ 3,817	-
410-Consumable Supplies & Materials	\$ 1,822	\$ 1,732	\$ 2,000	-	\$ 2,333	-	\$ 2,333	\$ 2,333	-
420-Textbooks	\$ -	\$ -	\$ -	-	\$ -	-	\$ -	\$ -	-
430-Library Books	\$ -	\$ 360	\$ 2,500	-	\$ 2,000	-	\$ 2,000	\$ 2,000	-
470-Computer Software	\$ -	\$ 6,165	\$ 4,234	-	\$ 10,903	-	\$ 10,903	\$ 10,903	-
640-Dues and Fees	\$ -	\$ -	\$ -	-	\$ -	-	\$ -	\$ -	-
1210-Total Requirements	\$ 39,578	\$ 35,334	\$ 37,651	-	\$ 50,272	-	\$ 50,272	\$ 50,272	-

LEBANON COMMUNITY SCHOOL DISTRICT 9 **PROGRAM BUDGET INFORMATION**

ADOPTED 2022-2023

FUND: 100

FUNCTION: 1220

PROGRAM: Restrictive Programs for Students with Disabilities

Restrictive Programs for Students with Disabilities

100 Salaries	1,361,705
200 Associated PR Costs	1,129,349
300 Purchased Services	51,000
400 Supplies & Materials	9,000
600 Other	0
TOTAL	2,551,054

1. Program Description:

Special learning experiences for students with disabilities who spend ½ or more of their time in a restricted setting. These learning experiences may include Structured and Intensive Learning Centers, Life Skills Programs, Extended Year Programs, Diagnostic Services, and Nursing Services.

2. Personnel Data:

7.50 Licensed FTE
 33.81 Classified FTE

3. Funding Source:

State school fund

4. Budgetary Notes:

These programs count towards Maintenance of Effort
 Supplemental services are also provided through IDEA funds.

LEBANON COMMUNITY SCHOOL DISTRICT 9

485 S 5th St, Lebanon, OR 97355

REQUIREMENT REPORT:	2019-2020 ACTUAL	2020-2021 ACTUAL	2021-2022 ADOPTED	2021-2022 ADOPTED FTE	2022-2023 PROPOSED	2022-2023 PROPOSED FTE	2022-2023 APPROVED	2022-2023 ADOPTED	2022-2023 ADOPTED FTE
FUND 100-GENERAL FUND									
1220-Restr Prog for Students w/Dis									
111-Licensed Salaries	\$ 356,200	\$ 517,487	\$ 621,845	9.50	\$ 459,844	7.50	\$ 459,844	\$ 459,844	7.50
112-Classified Salaries	\$ 857,908	\$ 829,540	\$ 909,066	34.50	\$ 887,381	33.81	\$ 887,381	\$ 887,381	33.81
121-Substitutes-Licensed	\$ -	\$ -	\$ -	-	\$ -	-	\$ -	\$ -	-
122-Substitutes-Classified	\$ -	\$ -	\$ -	-	\$ -	-	\$ -	\$ -	-
123-Temporary Licensed-Tutors	\$ -	\$ -	\$ -	-	\$ -	-	\$ -	\$ -	-
131-Exxtra Duty Classified	\$ 2,502	\$ 2,905	\$ 3,500	-	\$ 749	-	\$ 749	\$ 749	-
132-Comp Time	\$ 321	\$ 23	\$ -	-	\$ -	-	\$ -	\$ -	-
133-Extra Duty Licensed	\$ 13,492	\$ 253	\$ 15,000	-	\$ 2,731	-	\$ 2,731	\$ 2,731	-
155-Stipend - Licensed	\$ -	\$ 1,000	\$ 1,000	-	\$ 8,000	-	\$ 8,000	\$ 8,000	-
156-Stipend - Classified	\$ -	\$ 3,000	\$ 3,000	-	\$ 3,000	-	\$ 3,000	\$ 3,000	-
210-PERS	\$ 391,572	\$ 444,530	\$ 463,817	-	\$ 408,953	-	\$ 408,953	\$ 408,953	-
220-Social Security Administration	\$ 87,048	\$ 94,731	\$ 107,746	-	\$ 103,669	-	\$ 103,669	\$ 103,669	-
231-Worker's Compensation	\$ 6,584	\$ 5,190	\$ 5,828	-	\$ 5,586	-	\$ 5,586	\$ 5,586	-
235-PFMLI	\$ -	\$ -	\$ 3,748	-	\$ 3,749	-	\$ 3,749	\$ 3,749	-
242-Licensed Insurance	\$ 74,570	\$ 110,260	\$ 126,797	-	\$ 117,153	-	\$ 117,153	\$ 117,153	-
243-Classified Insurance	\$ 450,893	\$ 434,048	\$ 476,881	-	\$ 490,238	-	\$ 490,238	\$ 490,238	-
355-Printing & Binding	\$ -	\$ -	\$ -	-	\$ 1,000	-	\$ 1,000	\$ 1,000	-
395-Classified Subs	\$ 26,519	\$ 4,811	\$ 55,000	-	\$ 30,000	-	\$ 30,000	\$ 30,000	-
399-Licensed Subs	\$ 18,525	\$ 2,489	\$ 20,000	-	\$ 20,000	-	\$ 20,000	\$ 20,000	-
410-Consumable Supplies & Materials	\$ 165	\$ 887	\$ 1,500	-	\$ 2,500	-	\$ 2,500	\$ 2,500	-
460-Non-Consumable Items	\$ 943	\$ -	\$ 2,500	-	\$ 2,500	-	\$ 2,500	\$ 2,500	-
470-Computer Software	\$ 1,002	\$ 15	\$ 1,500	-	\$ 1,500	-	\$ 1,500	\$ 1,500	-
480-Computer Hardware	\$ 2,509	\$ -	\$ 5,000	-	\$ 2,500	-	\$ 2,500	\$ 2,500	-
1220-Total Requirements	\$ 2,290,752	\$ 2,451,168	\$ 2,823,728	44.00	\$ 2,551,054	41.31	\$ 2,551,054	\$ 2,551,054	41.31

LEBANON COMMUNITY SCHOOL DISTRICT 9 PROGRAM BUDGET INFORMATION

ADOPTED 2022-2023

FUND: 100

FUNCTION: 1250

PROGRAM: Less Restrictive Programs for Students with Disabilities

Less Restrictive Programs for Students with Disabilities

100 Salaries	1,704,687
200 Associated PR Costs	1,326,869
300 Purchased Services	201,500
400 Supplies & Materials	14,000
600 Other	500
TOTAL	3,247,556

1. Program Description:

Special learning experiences for students with disabilities outside the regular classroom. These programs include Resource Rooms where students with disabilities go during certain periods of the school day to receive remedial instruction in specific subject areas or other remedial activities.

2. Personnel Data:

11.50 Licensed FTE
41.10 Classified FTE

3. Funding Source:

State school fund

4. Budgetary Notes:

This program counts towards Maintenance of Effort
Supplemental services also provided through IDEA

LEBANON COMMUNITY SCHOOL DISTRICT 9

485 S 5th St, Lebanon, OR 97355

REQUIREMENT REPORT:	2019-2020 ACTUAL	2020-2021 ACTUAL	2021-2022 ADOPTED	2021-2022 ADOPTED FTE	2022-2023 PROPOSED	2022-2023 PROPOSED FTE	2022-2023 APPROVED	2022-2023 ADOPTED	2022-2023 ADOPTED FTE
FUND 100-GENERAL FUND									
1250-Less Restr Prog for Students w/Dis									
111-Licensed Salaries	\$ 658,571	\$ 619,141	\$ 596,147	10.50	\$ 660,359	11.50	\$ 660,359	\$ 660,359	11.50
112-Classified Salaries	\$ 872,227	\$ 858,026	\$ 1,000,019	42.02	\$ 1,010,888	41.10	\$ 1,010,888	\$ 1,010,888	41.10
121-Substitutes-Licensed	\$ -	\$ -	\$ -	-	\$ -	-	\$ -	\$ -	-
122-Substitutes-Classified	\$ -	\$ -	\$ -	-	\$ -	-	\$ -	\$ -	-
131-Extra Duty Classified	\$ 1,366	\$ 6,414	\$ 1,027	-	\$ 4,343	-	\$ 4,343	\$ 4,343	-
132-Comp Time	\$ 1,389	\$ 1,528	\$ -	-	\$ -	-	\$ -	\$ -	-
133-Extra Duty Licensed	\$ 13,468	\$ 2,361	\$ 15,375	-	\$ 1,871	-	\$ 1,871	\$ 1,871	-
155-Stipend - Licensed	\$ -	\$ -	\$ -	-	\$ 26,000	-	\$ 26,000	\$ 26,000	-
156-Stipend - Classified	\$ -	\$ -	\$ -	-	\$ 1,225	-	\$ 1,225	\$ 1,225	-
210-PERS	\$ 509,038	\$ 478,685	\$ 484,016	-	\$ 516,093	-	\$ 516,093	\$ 516,093	-
220-Social Security Administration	\$ 110,116	\$ 104,471	\$ 112,375	-	\$ 130,410	-	\$ 130,410	\$ 130,410	-
231-Worker's Compensation	\$ 8,299	\$ 5,959	\$ 7,062	-	\$ 7,250	-	\$ 7,250	\$ 7,250	-
235-PFMLI	\$ -	\$ -	\$ 3,906	-	\$ 4,560	-	\$ 4,560	\$ 4,560	-
242-Licensed Insurance	\$ 163,270	\$ 136,657	\$ 138,939	-	\$ 166,434	-	\$ 166,434	\$ 166,434	-
243-Classified Insurance	\$ 470,821	\$ 444,759	\$ 532,886	-	\$ 502,122	-	\$ 502,122	\$ 502,122	-
249-Administrator Benefit	\$ -	\$ -	\$ -	-	\$ -	-	\$ -	\$ -	-
311-Instruction Svcs	\$ -	\$ -	\$ -	-	\$ 100,000	-	\$ 100,000	\$ 100,000	-
340-Travel	\$ 2,116	\$ 67	\$ 2,500	-	\$ 1,000	-	\$ 1,000	\$ 1,000	-
351-Telephone	\$ 283	\$ 348	\$ 500	-	\$ 500	-	\$ 500	\$ 500	-
395-Classified Subs	\$ 54,415	\$ 9,229	\$ 80,000	-	\$ 60,000	-	\$ 60,000	\$ 60,000	-
399-Licensed Subs	\$ 23,969	\$ 3,874	\$ 25,000	-	\$ 40,000	-	\$ 40,000	\$ 40,000	-
410-Consumable Supplies & Materials	\$ 4,134	\$ 8,307	\$ 3,000	-	\$ 10,000	-	\$ 10,000	\$ 10,000	-
420-Textbooks	\$ 245	\$ -	\$ 500	-	\$ -	-	\$ -	\$ -	-
460-Non-Consumable Items	\$ -	\$ -	\$ -	-	\$ -	-	\$ -	\$ -	-
470-Computer Software	\$ 477	\$ 5,324	\$ 1,000	-	\$ 2,000	-	\$ 2,000	\$ 2,000	-
480-Computer Hardware	\$ 4,460	\$ 695	\$ 10,000	-	\$ 2,000	-	\$ 2,000	\$ 2,000	-
640-Dues & Fees	\$ 463	\$ -	\$ 750	-	\$ 500	-	\$ 500	\$ 500	-
1250-Total Requirements	\$ 2,899,130	\$ 2,685,843	\$ 3,015,002	52.52	\$ 3,247,556	52.60	\$ 3,247,556	\$ 3,247,556	52.60

LEBANON COMMUNITY SCHOOL DISTRICT 9 **PROGRAM BUDGET INFORMATION**

ADOPTED 2022-2023

FUND: 100

FUNCTION: 1280

PROGRAM: Alternative Education

Alternative Education

100 Salaries	591,270
200 Associated PR Costs	419,973
300 Purchased Services	24,100
400 Supplies & Materials	17,950
600 Other	1,750
TOTAL	1,055,044

1. Program Description:

Learning experiences for students who are at risk of dropping out of school; who are not succeeding in a regular classroom setting; or who may be more successful in a non-traditional setting. Includes instructional programs operated to meet the needs of at risk youth and students who have dropped out of school. Also includes enrichment programs for TAG students provided in an alternative setting, such as university course work, and on-line curriculum.

2. Personnel Data:

6.00 Licensed FTE
 7.44 Classified FTE
 0.40 Administrator FTE

3. Funding Source:

State school fund

4. Budgetary Notes:

LEBANON COMMUNITY SCHOOL DISTRICT 9

485 S 5th St, Lebanon, OR 97355

REQUIREMENT REPORT:	2019-2020 ACTUAL	2020-2021 ACTUAL	2021-2022 ADOPTED	2021-2022 ADOPTED FTE	2022-2023 PROPOSED	2022-2023 PROPOSED FTE	2022-2023 APPROVED	2022-2023 ADOPTED	2022-2023 ADOPTED FTE
FUND 100-GENERAL FUND									
1280-Alternative Education									
111-Licensed Salaries	\$ 269,740	\$ 275,203	\$ 292,206	5.00	\$ 334,560	6.00	\$ 334,560	\$ 334,560	6.00
112-Classified Salaries	\$ 123,318	\$ 126,423	\$ 150,661	5.63	\$ 193,217	7.44	\$ 193,217	\$ 193,217	7.44
113-Administrators	\$ 44,055	\$ 44,859	\$ 47,613	0.40	\$ 48,213	0.40	\$ 48,213	\$ 48,213	0.40
121-Substitutes-Licensed	\$ -	\$ -	\$ -	-	\$ -	-	\$ -	\$ -	-
122-Substitutes-Classified	\$ 435	\$ -	\$ -	-	\$ -	-	\$ -	\$ -	-
123-Temporary-Licensed	\$ 38	\$ -	\$ -	-	\$ -	-	\$ -	\$ -	-
127-Student Helper Salaries	\$ -	\$ -	\$ -	-	\$ -	-	\$ -	\$ -	-
131-Extra Duty Classified	\$ 730	\$ 486	\$ -	-	\$ -	-	\$ -	\$ -	-
132-Comp Time	\$ 260	\$ 4,800	\$ 2,400	-	\$ -	-	\$ -	\$ -	-
133-Extra Duty Licensed	\$ 15,066	\$ 1,026	\$ 15,000	-	\$ 5,000	-	\$ 5,000	\$ 5,000	-
135-Vacation Payoff	\$ -	\$ -	\$ -	-	\$ 2,280	-	\$ 2,280	\$ 2,280	-
137-Student Teacher	\$ 150	\$ -	\$ -	-	\$ -	-	\$ -	\$ -	-
155-Stipend - Licensed	\$ -	\$ 9,750	\$ 500	-	\$ 2,000	-	\$ 2,000	\$ 2,000	-
156-Stipend - Classified	\$ -	\$ -	\$ -	-	\$ 6,000	-	\$ 6,000	\$ 6,000	-
210-PERS	\$ 142,203	\$ 160,040	\$ 151,893	-	\$ 181,122	-	\$ 181,122	\$ 181,122	-
220-Social Security Administration	\$ 33,224	\$ 34,014	\$ 36,472	-	\$ 45,232	-	\$ 45,232	\$ 45,232	-
231-Worker's Compensation	\$ 2,358	\$ 1,712	\$ 1,838	-	\$ 4,851	-	\$ 4,851	\$ 4,851	-
235-PFMLI	\$ -	\$ -	\$ 1,235	-	\$ 1,612	-	\$ 1,612	\$ 1,612	-
241-Administrator Insurance	\$ 5,847	\$ 5,858	\$ 6,268	-	\$ 3,161	-	\$ 3,161	\$ 3,161	-
242-Licensed Insurance	\$ 65,358	\$ 54,771	\$ 54,897	-	\$ 80,635	-	\$ 80,635	\$ 80,635	-
243-Classified Insurance	\$ 53,612	\$ 48,329	\$ 53,675	-	\$ 103,361	-	\$ 103,361	\$ 103,361	-
324-Rentals	\$ 4,000	\$ -	\$ 10,000	-	\$ 10,000	-	\$ 10,000	\$ 10,000	-
340-Travel	\$ 382	\$ 16	\$ -	-	\$ 2,100	-	\$ 2,100	\$ 2,100	-
353-Postage	\$ 589	\$ 372	\$ 500	-	\$ 500	-	\$ 500	\$ 500	-
355-Printing & Binding	\$ 170	\$ 4	\$ -	-	\$ -	-	\$ -	\$ -	-
389-Other Non-Instructional Prof & Tech	\$ 1,700	\$ 250	\$ -	-	\$ -	-	\$ -	\$ -	-
395-Classified Subs	\$ 9,416	\$ -	\$ 10,000	-	\$ 10,000	-	\$ 10,000	\$ 10,000	-
399-Licensed Subs	\$ 12,572	\$ -	\$ 15,000	-	\$ 1,500	-	\$ 1,500	\$ 1,500	-
410-Consumable Supplies & Materials	\$ 12,895	\$ 5,885	\$ 10,600	-	\$ 11,600	-	\$ 11,600	\$ 11,600	-
420-Textbooks	\$ 574	\$ 1,424	\$ -	-	\$ 1,200	-	\$ 1,200	\$ 1,200	-
460-Non-Consumable Items	\$ 346	\$ -	\$ -	-	\$ -	-	\$ -	\$ -	-
470-Computer Software	\$ 8,333	\$ 1,400	\$ 5,000	-	\$ 2,650	-	\$ 2,650	\$ 2,650	-
480-Computer Hardware	\$ 4,077	\$ 150	\$ 2,500	-	\$ 2,500	-	\$ 2,500	\$ 2,500	-
640-Dues & Fees	\$ 1,555	\$ 218	\$ 1,500	-	\$ 1,750	-	\$ 1,750	\$ 1,750	-
1280-Total Requirements	\$ 813,005	\$ 776,989	\$ 869,757	11.03	\$ 1,055,044	13.84	\$ 1,055,044	\$ 1,055,044	13.84

LEBANON COMMUNITY SCHOOL DISTRICT 9 PROGRAM BUDGET INFORMATION

ADOPTED 2022-2023

FUND: 100

FUNCTION: 1281

PROGRAM: Public Alternative Programs

Public Alternative Programs

100 Salaries	0
200 Associated PR Costs	0
300 Purchased Services	90,000
400 Supplies & Materials	0
600 Other	0
TOTAL	90,000

1. Program Description:

Alternative learning experiences provided by other public agencies, including community colleges, other school districts, education service district, etc.

2. Personnel Data:

- Extra Duty Licensed

3. Funding Source:

State school fund

4. Budgetary Notes:

Tuition and textbook reimbursements for students enrolled in the Beyond LHS program offered by the District. The Beyond LHS program addresses Expanded Options Program requirements.

LEBANON COMMUNITY SCHOOL DISTRICT 9

485 S 5th St, Lebanon, OR 97355

REQUIREMENT REPORT:	2019-2020 ACTUAL	2020-2021 ACTUAL	2021-2022 ADOPTED	2021-2022 ADOPTED FTE	2022-2023 PROPOSED	2022-2023 PROPOSED FTE	2022-2023 APPROVED	2022-2023 ADOPTED	2022-2023 ADOPTED FTE
FUND 100-GENERAL FUND									
1281-Public Alternative Programs									
133-Extra Duty Licensed	\$ -	\$ -	\$ -	-	\$ -	-	\$ -	\$ -	-
210-PERS	\$ -	\$ -	\$ -	-	\$ -	-	\$ -	\$ -	-
220-Social Security Administration	\$ -	\$ -	\$ -	-	\$ -	-	\$ -	\$ -	-
231-Worker's Compensation	\$ -	\$ -	\$ -	-	\$ -	-	\$ -	\$ -	-
353-Postage	\$ -	\$ -	\$ -	-	\$ -	-	\$ -	\$ -	-
374-Other Tuition	\$ 135,930	\$ 29,297	\$ 110,000	-	\$ 90,000	-	\$ 90,000	\$ 90,000	-
420-Textbooks	\$ -	\$ -	\$ -	-	\$ -	-	\$ -	\$ -	-
1281-Total Requirements	\$ 135,930	\$ 29,297	\$ 110,000	-	\$ 90,000	-	\$ 90,000	\$ 90,000	-

LEBANON COMMUNITY SCHOOL DISTRICT 9 PROGRAM BUDGET INFORMATION

ADOPTED 2022-2023

FUND: 100

FUNCTION: 1288

PROGRAM: Charter Schools

1. Program Description:

Expenditures related to an Oregon public charter school

2. Personnel Data:

3. Funding Source:

State school fund

4. Budgetary Notes:

Payments to Sand Ridge Charter School at 80% of State School Fund amount for charter schools.

Charter Schools

100 Salaries	0
200 Associated PR Costs	0
300 Purchased Services	2,540,000
400 Supplies & Materials	0
600 Other	
TOTAL	2,540,000

LEBANON COMMUNITY SCHOOL DISTRICT 9

485 S 5th St, Lebanon, OR 97355

REQUIREMENT REPORT:	2019-2020 ACTUAL	2020-2021 ACTUAL	2021-2022 ADOPTED	2021-2022 ADOPTED FTE	2022-2023 PROPOSED	2022-2023 PROPOSED FTE	2022-2023 APPROVED	2022-2023 ADOPTED	2022-2023 ADOPTED FTE
FUND 100-GENERAL FUND									
1288-Charter Schools									
360-Charter School Payments	\$ 2,349,382	\$ 2,462,056	\$ 2,400,000	-	\$ 2,540,000	-	\$ 2,540,000	\$ 2,540,000	-
1288-Total Requirements	\$ 2,349,382	\$ 2,462,056	\$ 2,400,000	-	\$ 2,540,000	-	\$ 2,540,000	\$ 2,540,000	-

LEBANON COMMUNITY SCHOOL DISTRICT 9 PROGRAM BUDGET INFORMATION

ADOPTED 2022-2023

FUND: 100

FUNCTION: 1291

PROGRAM: English Language Learner (ELL) Programs

English Language Learner (ELL)

Programs

100 Salaries	211,614
200 Associated PR Costs	149,417
300 Purchased Services	4,800
400 Supplies & Materials	900
600 Other	0
TOTAL	366,731

1. Program Description:

Instructional activities designed to improve English skills of students who do not speak English as their native language.

2. Personnel Data:

2.40 Licensed FTE

1.81 Classified FTE

3. Funding Source:

State school fund

4. Budgetary Notes:

Supplemental services are provided through Title III

LEBANON COMMUNITY SCHOOL DISTRICT 9

485 S 5th St, Lebanon, OR 97355

REQUIREMENT REPORT:	2019-2020 ACTUAL	2020-2021 ACTUAL	2021-2022 ADOPTED	2021-2022 ADOPTED FTE	2022-2023 PROPOSED	2022-2023 PROPOSED FTE	2022-2023 APPROVED	2022-2023 ADOPTED	2022-2023 ADOPTED FTE
FUND 100-GENERAL FUND									
1291-English Second Language Programs									
111-Licensed Salaries	\$ 164,391	\$ 148,525	\$ 152,560	2.40	\$ 158,412	2.40	\$ 158,412	\$ 158,412	2.40
112-Classified Salaries	\$ 47,988	\$ 66,798	\$ 72,449	2.72	\$ 48,094	1.81	\$ 48,094	\$ 48,094	1.81
121-Substitutes-Licensed	\$ -	\$ -	\$ -	-	\$ -	-	\$ -	\$ -	-
131-Extra Duty Classified	\$ 39	\$ 6	\$ 5,000	-	\$ 103	-	\$ 103	\$ 103	-
132-Comp Time	\$ 120	\$ 122	\$ -	-	\$ -	-	\$ -	\$ -	-
133-Extra Duty Licensed	\$ 1,899	\$ 185	\$ 1,536	-	\$ 4	-	\$ 4	\$ 4	-
155-Stipend Licensed	\$ -	\$ 5,000	\$ 5,000	-	\$ 5,000	-	\$ 5,000	\$ 5,000	-
210-PERS	\$ 67,201	\$ 71,883	\$ 68,359	-	\$ 62,892	-	\$ 62,892	\$ 62,892	-
220-Social Security Administration	\$ 15,712	\$ 16,098	\$ 16,813	-	\$ 16,189	-	\$ 16,189	\$ 16,189	-
231-Worker's Compensation	\$ 1,113	\$ 994	\$ 1,725	-	\$ 723	-	\$ 723	\$ 723	-
235-PFMLI	\$ -	\$ -	\$ 579	-	\$ 556	-	\$ 556	\$ 556	-
242-Licensed Insurance	\$ 35,339	\$ 31,007	\$ 33,688	-	\$ 36,876	-	\$ 36,876	\$ 36,876	-
243-Classified Insurance	\$ 21,644	\$ 26,935	\$ 31,932	-	\$ 32,182	-	\$ 32,182	\$ 32,182	-
340-Travel	\$ 182	\$ 52	\$ 800	-	\$ 800	-	\$ 800	\$ 800	-
351-Telephone	\$ 573	\$ 1,508	\$ 1,800	-	\$ 1,000	-	\$ 1,000	\$ 1,000	-
395-Classified Subs	\$ 1,211	\$ -	\$ 1,000	-	\$ 1,000	-	\$ 1,000	\$ 1,000	-
399-Licensed Subs	\$ 4,194	\$ 117	\$ 4,000	-	\$ 2,000	-	\$ 2,000	\$ 2,000	-
410-Consumable Supplies & Materials	\$ 14	\$ -	\$ 900	-	\$ 200	-	\$ 200	\$ 200	-
420-Textbooks	\$ 22	\$ -	\$ 100	-	\$ 500	-	\$ 500	\$ 500	-
460-Non-Consumable Items	\$ -	\$ -	\$ -	-	\$ -	-	\$ -	\$ -	-
480-Computer Hardware	\$ -	\$ -	\$ 200	-	\$ 200	-	\$ 200	\$ 200	-
1291-Total Requirements	\$ 361,642	\$ 369,230	\$ 398,442	5.12	\$ 366,731	4.21	\$ 366,731	\$ 366,731	4.21

LEBANON COMMUNITY SCHOOL DISTRICT 9

PROGRAM BUDGET INFORMATION

ADOPTED 2022-2023

FUND: 100

FUNCTION: 1300

PROGRAM: Adult/Continuing Education Programs.

Adult/Continuing Education Programs.

100 Salaries	0
200 Associated PR Costs	0
300 Purchased Services	25,000
400 Supplies & Materials	0
600 Other	0
TOTAL	25,000

1. Program Description:

Learning experiences designed to develop knowledge and skills to meet immediate and long-range education objectives of adults who, having completed or interrupted formal schooling, have accepted adult roles and responsibilities. Programs include activities to: foster the development of fundamental tools of learning; prepare students for a post-secondary career; prepare students for post-secondary education programs; upgrade occupational competence; prepare students for a new or different career; develop skills and appreciation for special interest; or enrich the aesthetic qualities of life.

2. Personnel Data:

- Classified Salaries

3. Funding Source:

Other

4. Budgetary Notes:

Historical information only

LEBANON COMMUNITY SCHOOL DISTRICT 9

485 S 5th St, Lebanon, OR 97355

REQUIREMENT REPORT:	2019-2020 ACTUAL	2020-2021 ACTUAL	2021-2022 ADOPTED	2021-2022 ADOPTED FTE	2022-2023 PROPOSED	2022-2023 PROPOSED FTE	2022-2023 APPROVED	2022-2023 ADOPTED	2022-2023 ADOPTED FTE
FUND 100-GENERAL FUND									
1300-Continuing Education Program									
112-Classified Salaries	\$ -	\$ -	\$ -	-	\$ -	-	\$ -	-	-
210-PERS	\$ -	\$ -	\$ -	-	\$ -	-	\$ -	-	-
220-Social Security Administration	\$ -	\$ -	\$ -	-	\$ -	-	\$ -	-	-
231-Worker's Compensation	\$ -	\$ -	\$ -	-	\$ -	-	\$ -	-	-
243-Classified Insurance	\$ -	\$ -	\$ -	-	\$ -	-	\$ -	-	-
312-Instructional Programs Improv Svcs	\$ 20,351	\$ 20,351	\$ 21,000	-	\$ 25,000	-	\$ 25,000	\$ 25,000	-
1300-Total Requirements	\$ 20,351	\$ 20,351	\$ 21,000	-	\$ 25,000	-	\$ 25,000	\$ 25,000	-

LEBANON COMMUNITY SCHOOL DISTRICT 9 PROGRAM BUDGET INFORMATION

ADOPTED 2022-2023

FUND: 100
FUNCTION: 1400
PROGRAM: Summer School Programs

Summer School Programs

100 Salaries	0
200 Associated PR Costs	0
300 Purchased Services	0
400 Supplies & Materials	0
600 Other	0
TOTAL	0

1. Program Description:

Instructional activities as defined under 1100 regular programs carried on during the period between the end of the regular school term and the beginning of the next regular school term. Does not include Extend School Year (ESY) programs.

2. Personnel Data:

- Extra Duty Classified
- Extra Duty

3. Funding Source:

4. Budgetary Notes:

Includes Secondary summer school programs. Elementary summer school programs are provided through Federal grant funds.

LEBANON COMMUNITY SCHOOL DISTRICT 9

485 S 5th St, Lebanon, OR 97355

REQUIREMENT REPORT:	2019-2020 ACTUAL	2020-2021 ACTUAL	2021-2022 ADOPTED	2021-2022 ADOPTED FTE	2022-2023 PROPOSED	2022-2023 PROPOSED FTE	2022-2023 APPROVED	2022-2023 ADOPTED	2022-2023 ADOPTED FTE
FUND 100-GENERAL FUND									
1400-Summer School Programs									
131-Extra Duty Classified	\$ -	\$ 1,275	\$ 12,000	-	\$ -	-	\$ -	\$ -	-
133-Extra Duty	\$ 1,275	\$ -	\$ 12,000	-	\$ -	-	\$ -	\$ -	-
152-Summer School	\$ 12,052	\$ -	\$ -	-	\$ -	-	\$ -	\$ -	-
210-PERS	\$ 4,456	\$ 439	\$ 8,900	-	\$ -	-	\$ -	\$ -	-
220-Social Security Administration	\$ 1,020	\$ 98	\$ 1,900	-	\$ -	-	\$ -	\$ -	-
231-Worker's Compensation	\$ 70	\$ 4	\$ 700	-	\$ -	-	\$ -	\$ -	-
410-Consumable Supplies & Materials	\$ -	\$ -	\$ 1,800	-	\$ -	-	\$ -	\$ -	-
1400-Total Requirements	\$ 18,872	\$ 1,815	\$ 37,300	-	\$ -	-	\$ -	\$ -	-

LEBANON COMMUNITY SCHOOL DISTRICT 9 PROGRAM BUDGET INFORMATION

ADOPTED 2022-2023

FUND: 100

FUNCTION: 2110

PROGRAM: Attendance and Social Work Services

Attendance and Social Work Services

100 Salaries	66,443
200 Associated PR Costs	53,861
300 Purchased Services	105,104
400 Supplies & Materials	8,000
600 Other	0
TOTAL	233,407

1. Program Description:

Activities designed to improve student attendance at school and which attempt to prevent or solve students' problems involving the home, the school, and/or the community.

2. Personnel Data:

2.15 Classified FTE
- Extra Duty Licensed

3. Funding Source:

4. Budgetary Notes:

Classified salaries for Community Liaison staff.

Contract with the City of Lebanon for the services of a School Resource Officer who works primarily at Lebanon High School.

LEBANON COMMUNITY SCHOOL DISTRICT 9

485 S 5th St, Lebanon, OR 97355

REQUIREMENT REPORT:	2019-2020 ACTUAL	2020-2021 ACTUAL	2021-2022 ADOPTED	2021-2022 ADOPTED FTE	2022-2023 PROPOSED	2022-2023 PROPOSED FTE	2022-2023 APPROVED	2022-2023 ADOPTED	2022-2023 ADOPTED FTE
FUND 100-GENERAL FUND									
2110-Attendance and Social Work Svcs									
112-Classified Salaries	\$ 48,324	\$ 50,585	\$ 42,893	1.35	\$ 66,443	2.15	\$ 66,443	\$ 66,443	2.15
132-Comp Time	\$ -	\$ -	\$ -	-	\$ -	-	\$ -	\$ -	-
133-Extra Duty Licensed	\$ 5,714	\$ -	\$ 5,000	-	\$ -	-	\$ -	\$ -	-
135-Vacation Payoff	\$ -	\$ -	\$ -	-	\$ -	-	\$ -	\$ -	-
210-PERS	\$ 17,855	\$ 17,666	\$ 13,751	-	\$ 20,785	-	\$ 20,785	\$ 20,785	-
220-Social Security Administration	\$ 3,864	\$ 3,638	\$ 3,070	-	\$ 5,083	-	\$ 5,083	\$ 5,083	-
231-Worker's Compensation	\$ 291	\$ 199	\$ 168	-	\$ 244	-	\$ 244	\$ 244	-
235-PFMLI	\$ -	\$ -	\$ 93	-	\$ 155	-	\$ 155	\$ 155	-
243-Classified Insurance	\$ 19,128	\$ 17,782	\$ 19,045	-	\$ 27,593	-	\$ 27,593	\$ 27,593	-
340-Travel	\$ 899	\$ 481	\$ 2,000	-	\$ 1,000	-	\$ 1,000	\$ 1,000	-
351-Telephone	\$ 720	\$ 690	\$ 1,000	-	\$ 1,000	-	\$ 1,000	\$ 1,000	-
355-Printing & Binding	\$ -	\$ 389	\$ -	-	\$ -	-	\$ -	\$ -	-
389-Other Non-Instructional Prof & Tech	\$ 93,631	\$ -	\$ 100,000	-	\$ 103,104	-	\$ 103,104	\$ 103,104	-
410-Consumable Supplies & Materials	\$ 2,480	\$ 4,748	\$ 3,000	-	\$ 7,500	-	\$ 7,500	\$ 7,500	-
460-Non-Consumable Items	\$ -	\$ -	\$ 1,000	-	\$ 500	-	\$ 500	\$ 500	-
640-Dues & Fees	\$ 300	\$ -	\$ -	-	\$ -	-	\$ -	\$ -	-
2110-Total Requirements	\$ 193,207	\$ 96,177	\$ 191,019	1.35	\$ 233,407	2.15	\$ 233,407	\$ 233,407	2.15

LEBANON COMMUNITY SCHOOL DISTRICT 9 PROGRAM BUDGET INFORMATION

ADOPTED 2022-2023

FUND: 100
FUNCTION: 2114
PROGRAM: Student Accounting Services

Student Accounting Services

100 Salaries	112,674
200 Associated PR Costs	76,659
300 Purchased Services	5,500
400 Supplies & Materials	500
600 Other	0
TOTAL	195,332

1. Program Description:

Activities of maintaining a database of records related to school attendance, family, and other

2. Personnel Data:

2.47 Classified FTE

3. Funding Source:

4. Budgetary Notes:

Programs previously coded to Function 2632 transferred to correct Function 2114.

LEBANON COMMUNITY SCHOOL DISTRICT 9

485 S 5th St, Lebanon, OR 97355

REQUIREMENT REPORT:	2019-2020 ACTUAL	2020-2021 ACTUAL	2021-2022 ADOPTED	2021-2022 ADOPTED FTE	2022-2023 PROPOSED	2022-2023 PROPOSED FTE	2022-2023 APPROVED	2022-2023 ADOPTED	2022-2023 ADOPTED FTE
FUND 100-GENERAL FUND									
2114-Student Accounting Svcs									
112-Classified Salaries	\$ 68,371	\$ 105,688	\$ 110,131	2.47	\$ 112,305	2.47	\$ 112,305	\$ 112,305	2.47
132-Comp Time	\$ 907	\$ 767	\$ -	-	\$ -	-	\$ -	\$ -	-
133-Extra Duty - Classified	\$ -	\$ -	\$ -	-	\$ 369	-	\$ 369	\$ 369	-
210-PERS	\$ 25,330	\$ 37,517	\$ 34,418	-	\$ 35,207	-	\$ 35,207	\$ 35,207	-
220-Social Security Administration	\$ 5,053	\$ 7,719	\$ 8,049	-	\$ 8,619	-	\$ 8,619	\$ 8,619	-
231-Worker's Compensation	\$ 365	\$ 408	\$ 420	-	\$ 397	-	\$ 397	\$ 397	-
235-PFMLI	\$ -	\$ -	\$ 226	-	\$ 242	-	\$ 242	\$ 242	-
243-Classified Insurance	\$ 16,471	\$ 28,229	\$ 30,619	-	\$ 32,192	-	\$ 32,192	\$ 32,192	-
340-Travel	\$ -	\$ -	\$ 250	-	\$ -	-	\$ -	\$ -	-
353-Postage	\$ -	\$ 4,931	\$ 5,000	-	\$ 5,000	-	\$ 5,000	\$ 5,000	-
355-Printing & Binding	\$ -	\$ -	\$ 250	-	\$ 500	-	\$ 500	\$ 500	-
410-Consumable Supplies & Materials	\$ -	\$ 217	\$ 500	-	\$ 500	-	\$ 500	\$ 500	-
2114-Total Requirements	\$ 116,497	\$ 185,476	\$ 189,863	2.47	\$ 195,332	2.47	\$ 195,332	\$ 195,332	2.47

LEBANON COMMUNITY SCHOOL DISTRICT 9 PROGRAM BUDGET INFORMATION

ADOPTED 2022-2023

FUND: 100
FUNCTION: 2115
PROGRAM: Student Safety

Student Safety

100 Salaries	343,144
200 Associated PR Costs	247,804
300 Purchased Services	7,500
400 Supplies & Materials	0
600 Other	0
TOTAL	598,448

1. Program Description:

Activities associated with campus monitors, school police, crossing guards, and other direct expenses associated with services intended to enhance student, campus, and vicinity safety.

2. Personnel Data:

16.41 Licensed FTE

3. Funding Source:

4. Budgetary Notes:

Includes 2.0 Campus Monitors at the High School

Includes School Assistants and Safety Patrol Duty staff previously coded to Function 2410

LEBANON COMMUNITY SCHOOL DISTRICT 9

485 S 5th St, Lebanon, OR 97355

REQUIREMENT REPORT:	2019-2020 ACTUAL	2020-2021 ACTUAL	2021-2022 ADOPTED	2021-2022 ADOPTED FTE	2022-2023 PROPOSED	2022-2023 PROPOSED FTE	2022-2023 APPROVED	2022-2023 ADOPTED	2022-2023 ADOPTED FTE
FUND 100-GENERAL FUND									
2115-Student Safety									
112-Classified Salaries	\$ 8,057	\$ 237,812	\$ 352,947	17.56	\$ 342,031	16.41	\$ 342,031	\$ 342,031	16.41
127-Student Helpers	\$ -	\$ -	\$ -	-	\$ 319	-	\$ 319	\$ 319	-
133-Extra Duty Licensed	\$ -	\$ 2,158	\$ 550	-	\$ 794	-	\$ 794	\$ 794	-
210-PERS	\$ 2,652	\$ 67,359	\$ 102,785	-	\$ 96,419	-	\$ 96,419	\$ 96,419	-
220-Social Security Administration	\$ 575	\$ 17,842	\$ 25,323	-	\$ 26,226	-	\$ 26,226	\$ 26,226	-
231-Worker's Compensation	\$ 78	\$ 6,563	\$ 7,897	-	\$ 8,054	-	\$ 8,054	\$ 8,054	-
235-PFMLI	\$ -	\$ -	\$ 846	-	\$ 879	-	\$ 879	\$ 879	-
243-Classified Insurance	\$ 4,175	\$ 41,284	\$ 107,544	-	\$ 116,226	-	\$ 116,226	\$ 116,226	-
395-Classified Subs	\$ -	\$ 3,038	\$ -	-	\$ 7,500	-	\$ 7,500	\$ 7,500	-
2115-Total Requirements	\$ 15,537	\$ 376,056	\$ 597,892	17.56	\$ 598,448	16.41	\$ 598,448	\$ 598,448	16.41

LEBANON COMMUNITY SCHOOL DISTRICT 9 PROGRAM BUDGET INFORMATION

ADOPTED 2022-2023

FUND: 100

FUNCTION: 2120

PROGRAM: Guidance Services

Guidance Services

100 Salaries	675,712
200 Associated PR Costs	416,626
300 Purchased Services	1,000
400 Supplies & Materials	450
600 Other	
TOTAL	1,093,787

1. Program Description:

Those activities of counseling students and parents; providing consultation with other staff members on learning problems; assisting students in personal and social development; assessing the abilities of students; assisting students as they make their own educational and career plans and choices; providing referral assistance; and working with other staff members in planning and conducting guidance programs for students.

2. Personnel Data:

10.50 Licensed FTE

3. Funding Source:

4. Budgetary Notes:

LEBANON COMMUNITY SCHOOL DISTRICT 9

485 S 5th St, Lebanon, OR 97355

REQUIREMENT REPORT:	2019-2020 ACTUAL	2020-2021 ACTUAL	2021-2022 ADOPTED	2021-2022 ADOPTED FTE	2022-2023 PROPOSED	2022-2023 PROPOSED FTE	2022-2023 APPROVED	2022-2023 ADOPTED	2022-2023 ADOPTED FTE
FUND 100-GENERAL FUND									
2120-Guidance Svcs									
111-Licensed Salaries	\$ 518,477	\$ 561,636	\$ 576,004	10.00	\$ 672,905	10.50	\$ 672,905	\$ 672,905	10.50
123-Temporary Licensed	\$ 250	\$ -	\$ -	-	\$ -	-	\$ -	\$ -	-
131-Extra Duty Classified	\$ -	\$ 1,420	\$ 150	-	\$ 806	-	\$ 806	\$ 806	-
132-Comp Time	\$ 44	\$ 90	\$ -	-	\$ -	-	\$ -	\$ -	-
133-Extra Duty Licensed	\$ 1,161	\$ -	\$ 5,000	-	\$ -	-	\$ -	\$ -	-
155-Stipend - Licensed	\$ -	\$ 2,000	\$ 2,000	-	\$ 2,000	-	\$ 2,000	\$ 2,000	-
210-PERS	\$ 161,929	\$ 175,438	\$ 171,827	-	\$ 203,326	-	\$ 203,326	\$ 203,326	-
220-Social Security Administration	\$ 38,365	\$ 41,432	\$ 42,691	-	\$ 51,692	-	\$ 51,692	\$ 51,692	-
231-Worker's Compensation	\$ 2,672	\$ 2,066	\$ 2,108	-	\$ 2,270	-	\$ 2,270	\$ 2,270	-
235-PFMLI	\$ -	\$ -	\$ 1,484	-	\$ 1,794	-	\$ 1,794	\$ 1,794	-
242-Licensed Insurance	\$ 125,188	\$ 130,426	\$ 133,289	-	\$ 157,543	-	\$ 157,543	\$ 157,543	-
340-Travel	\$ 1,156	\$ -	\$ 1,900	-	\$ 500	-	\$ 500	\$ 500	-
389-Other Non-Instructional Prof & Tech	\$ 4,903	\$ 400	\$ -	-	\$ 500	-	\$ 500	\$ 500	-
410-Consumable Supplies & Materials	\$ 217	\$ 217	\$ 1,100	-	\$ 450	-	\$ 450	\$ 450	-
2120-Total Requirements	\$ 854,362	\$ 915,125	\$ 937,553	10.00	\$ 1,093,787	10.50	\$ 1,093,787	\$ 1,093,787	10.50

LEBANON COMMUNITY SCHOOL DISTRICT 9 PROGRAM BUDGET INFORMATION

ADOPTED 2022-2023

FUND: 100
FUNCTION: 2126
PROGRAM: Placement Services

Placement Services

100 Salaries	7,268
200 Associated PR Costs	6,783
300 Purchased Services	0
400 Supplies & Materials	0
600 Other	0
TOTAL	14,051

1. Program Description:

Activities organized to: (1) help place students in appropriate educational situations and/or in appropriate part-time employment while they are in school, and in appropriate educational and occupational situations after they leave school, and (2) help students make the transition from one educational or occupational experience to another.

2. Personnel Data:

0.25 Classified FTE

3. Funding Source:

4. Budgetary Notes:

Supplemental funding provided through outside sources

LEBANON COMMUNITY SCHOOL DISTRICT 9

485 S 5th St, Lebanon, OR 97355

REQUIREMENT REPORT:	2019-2020 ACTUAL	2020-2021 ACTUAL	2021-2022 ADOPTED	2021-2022 ADOPTED FTE	2022-2023 PROPOSED	2022-2023 PROPOSED FTE	2022-2023 APPROVED	2022-2023 ADOPTED	2022-2023 ADOPTED FTE
FUND 100-GENERAL FUND									
2126-Placement Svcs									
112-Classified Salaries	\$ 6,672	\$ 7,063	\$ 7,313	0.25	\$ 7,268	0.25	\$ 7,268	\$ 7,268	0.25
131-Extra Duty Classified	\$ -	\$ -	\$ -	-	\$ -	-	\$ -	\$ -	-
132-Comp Time	\$ -	\$ 14	\$ -	-	\$ -	-	\$ -	\$ -	-
210-PERS	\$ 2,174	\$ 2,306	\$ 2,173	-	\$ 2,160	-	\$ 2,160	\$ 2,160	-
220-Social Security Administration	\$ 511	\$ 541	\$ 559	-	\$ 556	-	\$ 556	\$ 556	-
231-Worker's Compensation	\$ 36	\$ 28	\$ 29	-	\$ 27	-	\$ 27	\$ 27	-
235-PFMLI	\$ -	\$ -	\$ 17	-	\$ 17	-	\$ 17	\$ 17	-
243-Classified Insurance	\$ 2,016	\$ 2,022	\$ 1,991	-	\$ 4,023	-	\$ 4,023	\$ 4,023	-
2126-Total Requirements	\$ 11,409	\$ 11,973	\$ 12,082	0.25	\$ 14,051	0.25	\$ 14,051	\$ 14,051	0.25

LEBANON COMMUNITY SCHOOL DISTRICT 9 PROGRAM BUDGET INFORMATION

ADOPTED 2022-2023

FUND: 100
FUNCTION: 2130
PROGRAM: Health Services

Health Services

100 Salaries	125,715
200 Associated PR Costs	79,920
300 Purchased Services	7,000
400 Supplies & Materials	1,000
600 Other	1,000
TOTAL	214,635

1. Program Description:

Physical and mental health services which are not direct instruction. Included are activities that provide students with appropriate medical, dental and nursing services.

2. Personnel Data:

2.00 School Nurse FTE

3. Funding Source:

4. Budgetary Notes:

Services provided to students on IEPs count towards Maintenance of Effort

LEBANON COMMUNITY SCHOOL DISTRICT 9

485 S 5th St, Lebanon, OR 97355

REQUIREMENT REPORT:	2019-2020 ACTUAL	2020-2021 ACTUAL	2021-2022 ADOPTED	2021-2022 ADOPTED FTE	2022-2023 PROPOSED	2022-2023 PROPOSED FTE	2022-2023 APPROVED	2022-2023 ADOPTED	2022-2023 ADOPTED FTE
FUND 100-GENERAL FUND									
2130-Health Svcs									
111-Licensed Salaries	\$ 76,536	\$ 44,738	\$ 47,889	1.00	\$ 125,715	2.00	\$ 125,715	\$ 125,715	2.00
121-Substitutes-Licensed	\$ -	\$ -	\$ 10,000	-	\$ -	-	\$ -	\$ -	-
122-Substitutes-Classified	\$ 323	\$ -	\$ -	-	\$ -	-	\$ -	\$ -	-
132-Comp Time	\$ -	\$ -	\$ -	-	\$ -	-	\$ -	\$ -	-
133-Extra Duty Licensed	\$ -	\$ -	\$ -	-	\$ -	-	\$ -	\$ -	-
210-PERS	\$ 24,935	\$ 14,576	\$ 17,205	-	\$ 37,362	-	\$ 37,362	\$ 37,362	-
220-Social Security Administration	\$ 5,436	\$ 3,192	\$ 4,198	-	\$ 9,617	-	\$ 9,617	\$ 9,617	-
231-Worker's Compensation	\$ 399	\$ 166	\$ 211	-	\$ 424	-	\$ 424	\$ 424	-
235-PFMLI	\$ -	\$ -	\$ 146	-	\$ 335	-	\$ 335	\$ 335	-
242-Licensed Insurance	\$ 23,516	\$ 14,110	\$ 15,310	-	\$ 32,182	-	\$ 32,182	\$ 32,182	-
340-Travel	\$ 736	\$ 451	\$ 1,000	-	\$ 1,000	-	\$ 1,000	\$ 1,000	-
351-Telephone	\$ 849	\$ 809	\$ 1,000	-	\$ 1,000	-	\$ 1,000	\$ 1,000	-
389-Other Non-Instructional Professional	\$ -	\$ -	\$ -	-	\$ 5,000	-	\$ 5,000	\$ 5,000	-
395-Classified Subs	\$ 368	\$ -	\$ -	-	\$ -	-	\$ -	\$ -	-
410-Consumable Supplies & Materials	\$ 648	\$ 243	\$ 2,000	-	\$ 1,000	-	\$ 1,000	\$ 1,000	-
460-Non-Consumable Items	\$ -	\$ -	\$ -	-	\$ -	-	\$ -	\$ -	-
640-Dues & Fees	\$ 279	\$ 140	\$ 500	-	\$ 1,000	-	\$ 1,000	\$ 1,000	-
2130-Total Requirements	\$ 134,025	\$ 78,423	\$ 99,459	1.00	\$ 214,635	2.00	\$ 214,635	\$ 214,635	2.00

LEBANON COMMUNITY SCHOOL DISTRICT 9

PROGRAM BUDGET INFORMATION

ADOPTED 2022-2023

FUND: 100
FUNCTION: 2135
PROGRAM: Health Room

1. Program Description:

Other health services

2. Personnel Data:

2.81 Classified FTE

3. Funding Source:

4. Budgetary Notes:

Provides for a Personal Care Assistant at Green Acres, Hamilton Creek, and Lebanon High School
Services provided to students on IEPs count towards Maintenance of Effort

Health Room

100 Salaries	80,167
200 Associated PR Costs	71,917
300 Purchased Services	0
400 Supplies & Materials	0
600 Other	0
TOTAL	152,084

LEBANON COMMUNITY SCHOOL DISTRICT 9

485 S 5th St, Lebanon, OR 97355

REQUIREMENT REPORT:	2019-2020 ACTUAL	2020-2021 ACTUAL	2021-2022 ADOPTED	2021-2022 ADOPTED FTE	2022-2023 PROPOSED	2022-2023 PROPOSED FTE	2022-2023 APPROVED	2022-2023 ADOPTED	2022-2023 ADOPTED FTE
FUND 100-GENERAL FUND									
2135-Health Room									
112-Classified Salaries	\$ 77,399	\$ 72,347	\$ 76,814	2.81	\$ 80,147	2.81	\$ 80,147	\$ 80,147	2.81
132-Comp Time	\$ 76	\$ -	\$ -	-	\$ -	-	\$ -	\$ -	-
133-Extra Duty Licensed	\$ -	\$ 206	\$ -	-	\$ 20	-	\$ 20	\$ 20	-
210-PERS	\$ 28,206	\$ 25,770	\$ 23,645	-	\$ 24,671	-	\$ 24,671	\$ 24,671	-
220-Social Security Administration	\$ 5,714	\$ 5,198	\$ 5,405	-	\$ 6,133	-	\$ 6,133	\$ 6,133	-
231-Worker's Compensation	\$ 419	\$ 288	\$ 302	-	\$ 293	-	\$ 293	\$ 293	-
235-PFMLI	\$ -	\$ -	\$ 179	-	\$ 203	-	\$ 203	\$ 203	-
243-Classified Insurance	\$ 29,308	\$ 29,548	\$ 35,330	-	\$ 40,617	-	\$ 40,617	\$ 40,617	-
395-Classified Subs	\$ -	\$ 126	\$ -	-	\$ -	-	\$ -	\$ -	-
2135-Total Requirements	\$ 141,122	\$ 133,483	\$ 141,675	2.81	\$ 152,084	2.81	\$ 152,084	\$ 152,084	2.81

LEBANON COMMUNITY SCHOOL DISTRICT 9 PROGRAM BUDGET INFORMATION

ADOPTED 2022-2023

FUND: 100

FUNCTION: 2140

PROGRAM: Psychological Services

Psychological Services

100 Salaries	0
200 Associated PR Costs	0
300 Purchased Services	0
400 Supplies & Materials	0
600 Other	0
TOTAL	0

1. Program Description:

Activities concerned with administering psychological tests and interpreting the results, gathering and interpreting information about student behavior, working with other staff members in planning school programs to meet the special needs of students as indicated by psychological tests, and behavioral evaluation and planning and managing a program of psychological services, including psychological counseling for students, staff and parents as well as student evaluations.

2. Personnel Data:

- Licensed FTE

3. Funding Source:

4. Budgetary Notes:

School Psychologist services provided through Resolution Services from LBL ESD
Services provided to students on IEPs count towards Maintenance of Effort

LEBANON COMMUNITY SCHOOL DISTRICT 9

485 S 5th St, Lebanon, OR 97355

REQUIREMENT REPORT:	2019-2020 ACTUAL	2020-2021 ACTUAL	2021-2022 ADOPTED	2021-2022 ADOPTED FTE	2022-2023 PROPOSED	2022-2023 PROPOSED FTE	2022-2023 APPROVED	2022-2023 ADOPTED	2022-2023 ADOPTED FTE
FUND 100-GENERAL FUND									
2140-Psychological Svcs									
111-Licensed Salaries	\$ -	\$ -	\$ -	-	\$ -	-	\$ -	-	-
210-PERS	\$ -	\$ (1,257)	\$ -	-	\$ -	-	\$ -	-	-
220-Social Security Administration	\$ -	\$ (253)	\$ -	-	\$ -	-	\$ -	-	-
231-Worker's Compensation	\$ -	\$ (12)	\$ -	-	\$ -	-	\$ -	-	-
242-Licensed Insurance	\$ -	\$ 349	\$ -	-	\$ -	-	\$ -	-	-
340-Travel	\$ -	\$ -	\$ -	-	\$ -	-	\$ -	-	-
389-Other Non-Instructional Prof & Tech	\$ -	\$ -	\$ -	-	\$ -	-	\$ -	-	-
410-Consumable Supplies & Materials	\$ -	\$ -	\$ 250	250	\$ -	-	\$ -	-	-
2140-Total Requirements	\$ -	\$ (1,173)	\$ 250	-	\$ -	-	\$ -	-	-

LEBANON COMMUNITY SCHOOL DISTRICT 9 PROGRAM BUDGET INFORMATION

ADOPTED 2022-2023

FUND: 100

FUNCTION: 2150-2153

PROGRAM: Speech Pathology and Audiology Services

Speech Pathology and Audiology Services

100 Salaries	305,561
200 Associated PR Costs	183,427
300 Purchased Services	63,000
400 Supplies & Materials	4,500
600 Other	2,500
TOTAL	558,988

1. Program Description:

Activities which have as their purpose the identification, assessment, and treatment of students with impairments in speech, hearing, and language.

2. Personnel Data:

4.80 Licensed FTE
- Classified FTE

3. Funding Source:

4. Budgetary Notes:

Speech/Language Assistant Services provided through Resolution Services from LBL ESD
Services provided to students on IEPs count towards Maintenance of Effort

LEBANON COMMUNITY SCHOOL DISTRICT 9

485 S 5th St, Lebanon, OR 97355

REQUIREMENT REPORT:	2019-2020 ACTUAL	2020-2021 ACTUAL	2021-2022 ADOPTED	2021-2022 ADOPTED FTE	2022-2023 PROPOSED	2022-2023 PROPOSED FTE	2022-2023 APPROVED	2022-2023 ADOPTED	2022-2023 ADOPTED FTE
FUND 100-GENERAL FUND									
2150-Speech Path and Audiology Svcs									
111-Licensed Salaries	\$ 197,600	\$ 261,608	\$ 273,523	4.80	\$ 287,449	4.80	\$ 287,449	\$ 287,449	4.80
112-Classified Salaries	\$ -	\$ -	\$ -	-	\$ -	-	\$ -	\$ -	-
131-Extra Duty Classified	\$ -	\$ 558	\$ 150	-	\$ 113	-	\$ 113	\$ 113	-
133-Extra Duty Licensed	\$ 1,074	\$ -	\$ 1,000	-	\$ -	-	\$ -	\$ -	-
155-Stipend - Licensed	\$ -	\$ 8,000	\$ 8,000	-	\$ 18,000	-	\$ 18,000	\$ 18,000	-
210-PERS	\$ 57,447	\$ 80,899	\$ 83,713	-	\$ 90,813	-	\$ 90,813	\$ 90,813	-
220-Social Security Administration	\$ 14,387	\$ 19,828	\$ 20,745	-	\$ 23,375	-	\$ 23,375	\$ 23,375	-
231-Worker's Compensation	\$ 1,022	\$ 989	\$ 1,028	-	\$ 1,030	-	\$ 1,030	\$ 1,030	-
235-PFMLI	\$ -	\$ -	\$ 716	-	\$ 815	-	\$ 815	\$ 815	-
242-Licensed Insurance	\$ 46,348	\$ 48,336	\$ 52,445	-	\$ 67,394	-	\$ 67,394	\$ 67,394	-
243-Classified Insurance	\$ -	\$ -	\$ -	-	\$ -	-	\$ -	\$ -	-
311-Instruction Svcs	\$ 57,442	\$ 62,395	\$ 65,000	-	\$ 60,000	-	\$ 60,000	\$ 60,000	-
313-Student Services	\$ -	\$ 164	\$ -	-	\$ -	-	\$ -	\$ -	-
322-Repairs & Maintenance Svcs	\$ 285	\$ 305	\$ 500	-	\$ 500	-	\$ 500	\$ 500	-
340-Travel	\$ 81	\$ 588	\$ 1,000	-	\$ 1,000	-	\$ 1,000	\$ 1,000	-
341-Travel, Local in District	\$ -	\$ 68	\$ -	-	\$ -	-	\$ -	\$ -	-
342-Travel, Out of District	\$ -	\$ 200	\$ -	-	\$ -	-	\$ -	\$ -	-
389-Other Non-Instructional Professional	\$ 692	\$ 65	\$ 1,500	-	\$ 1,500	-	\$ 1,500	\$ 1,500	-
410-Consumable Supplies & Materials	\$ 1,791	\$ 2,010	\$ 2,500	-	\$ 2,500	-	\$ 2,500	\$ 2,500	-
460-Non-Consumable Items	\$ 830	\$ -	\$ 2,000	-	\$ 2,000	-	\$ 2,000	\$ 2,000	-
470-Computer Software	\$ -	\$ 144	\$ -	-	\$ -	-	\$ -	\$ -	-
640-Dues & Fees	\$ 1,136	\$ 1,614	\$ 1,500	-	\$ 2,500	-	\$ 2,500	\$ 2,500	-
2150-Total Requirements	\$ 380,134	\$ 487,771	\$ 515,319	4.80	\$ 558,988	4.80	\$ 558,988	\$ 558,988	4.80
FUND 100-GENERAL FUND									
2153-Audiology Services									
389-Other Non-Instructional Prof & Tech	\$ 3,011	\$ -	\$ -	-	\$ -	-	\$ -	\$ -	-
640-Dues and Fees	\$ -	\$ -	\$ 4,000	-	\$ -	-	\$ -	\$ -	-
2153-Total Requirements	\$ 3,011	\$ -	\$ 4,000	-	\$ -	-	\$ -	\$ -	-
2150 & 2153 Total Requirements	\$ 383,145	\$ 487,771	\$ 519,319	4.80	\$ 558,988	4.80	\$ 558,988	\$ 558,988	4.80

LEBANON COMMUNITY SCHOOL DISTRICT 9 PROGRAM BUDGET INFORMATION

ADOPTED 2022-2023

FUND: 100

FUNCTION: 2190

PROGRAM: Service Direction, Student Support Services

Service Direction, Student Support Services

100 Salaries	263,992
200 Associated PR Costs	169,033
300 Purchased Services	8,000
400 Supplies & Materials	11,000
600 Other	0
TOTAL	452,025

1. Program Description:

Activities concerned with direction and management of student support services; e.g., special education, ESL and at risk programs. Expenditures for the special education director are recorded here.

2. Personnel Data:

0.50 Licensed FTE
3.25 Classified FTE
0.75 Administrator FTE

3. Funding Source:

4. Budgetary Notes:

.25 FTE Special Education director is paid through IDEA funds
Includes YTP Matching Funds previously in Function 1300

LEBANON COMMUNITY SCHOOL DISTRICT 9

485 S 5th St, Lebanon, OR 97355

REQUIREMENT REPORT:	2019-2020 ACTUAL	2020-2021 ACTUAL	2021-2022 ADOPTED	2021-2022 ADOPTED FTE	2022-2023 PROPOSED	2022-2023 PROPOSED FTE	2022-2023 APPROVED	2022-2023 ADOPTED	2022-2023 ADOPTED FTE
FUND 100-GENERAL FUND									
2190-Service Dir, Student Support Svcs									
111-Licensed Salaries	\$ 29,688	\$ 23,978	\$ 33,496	0.50	\$ 33,910	0.50	\$ 33,910	\$ 33,910	0.50
112-Classified Salaries	\$ 90,453	\$ 95,364	\$ 97,806	2.50	\$ 122,000	3.25	\$ 122,000	\$ 122,000	3.25
113-Administrators	\$ 81,653	\$ 98,540	\$ 97,382	0.75	\$ 98,565	0.75	\$ 98,565	\$ 98,565	0.75
131-Extra Duty Classified	\$ -	\$ 4,995	\$ 11,000	-	\$ 2,500	-	\$ 2,500	\$ 2,500	-
132-Comp Time	\$ 140	\$ -	\$ -	-	\$ -	-	\$ -	\$ -	-
133-Extra Duty Licensed	\$ 5,938	\$ -	\$ -	-	\$ -	-	\$ -	\$ -	-
135-Vacation Payoff	\$ -	\$ -	\$ -	-	\$ 2,518	-	\$ 2,518	\$ 2,518	-
145-Admin Travel Stipend	\$ -	\$ -	\$ -	-	\$ 4,500	-	\$ 4,500	\$ 4,500	-
210-PERS	\$ 77,112	\$ 81,409	\$ 77,305	-	\$ 84,861	-	\$ 84,861	\$ 84,861	-
220-Social Security Administration	\$ 14,599	\$ 16,393	\$ 17,214	-	\$ 20,195	-	\$ 20,195	\$ 20,195	-
231-Worker's Compensation	\$ 1,074	\$ 851	\$ 883	-	\$ 905	-	\$ 905	\$ 905	-
235-PFMLI	\$ -	\$ -	\$ 481	-	\$ 559	-	\$ 559	\$ 559	-
241-Administrator Insurance	\$ 10,925	\$ 12,751	\$ 11,815	-	\$ 12,378	-	\$ 12,378	\$ 12,378	-
242-Licensed Insurance	\$ 7,079	\$ 7,055	\$ 7,655	-	\$ 8,945	-	\$ 8,945	\$ 8,945	-
243-Classified Insurance	\$ 35,274	\$ 35,274	\$ 38,268	-	\$ 41,189	-	\$ 41,189	\$ 41,189	-
244-Confidential Employee Insurance	\$ -	\$ -	\$ -	-	\$ -	-	\$ -	\$ -	-
312-Instructional Programs Improv Svcs	\$ 83	\$ -	\$ 250	-	\$ -	-	\$ -	\$ -	-
322-Repairs and Maintenance Services	\$ 3,285	\$ 2,725	\$ 2,000	-	\$ 3,000	-	\$ 3,000	\$ 3,000	-
324-Rentals	\$ 1,562	\$ 2,010	\$ 2,000	-	\$ 2,500	-	\$ 2,500	\$ 2,500	-
340-Travel	\$ 2,092	\$ 621	\$ 2,500	-	\$ 2,500	-	\$ 2,500	\$ 2,500	-
351-Telephone	\$ -	\$ 24	\$ -	-	\$ -	-	\$ -	\$ -	-
353-Postage	\$ 155	\$ 54	\$ 250	-	\$ -	-	\$ -	\$ -	-
355-Printing & Binding	\$ 774	\$ -	\$ 1,000	-	\$ -	-	\$ -	\$ -	-
395-Classified Subs	\$ -	\$ -	\$ -	-	\$ -	-	\$ -	\$ -	-
410-Consumable Supplies & Materials	\$ 4,975	\$ 3,795	\$ 5,000	-	\$ 6,000	-	\$ 6,000	\$ 6,000	-
413-Vehicle Repair Parts	\$ -	\$ 670	\$ -	-	\$ -	-	\$ -	\$ -	-
460-Non-Consumable Items	\$ 249	\$ -	\$ 1,000	-	\$ -	-	\$ -	\$ -	-
470-Computer Software	\$ 750	\$ -	\$ 750	-	\$ 5,000	-	\$ 5,000	\$ 5,000	-
480-Computer Hardware	\$ -	\$ -	\$ 1,500	-	\$ -	-	\$ -	\$ -	-
2190-Total Requirements	\$ 367,860	\$ 386,510	\$ 409,555	3.75	\$ 452,025	4.50	\$ 452,025	\$ 452,025	4.50

LEBANON COMMUNITY SCHOOL DISTRICT 9 PROGRAM BUDGET INFORMATION

ADOPTED 2022-2023

FUND: 100

FUNCTION: 2210

PROGRAM: Improvement of Instruction Services

1. Program Description:

Activities designed primarily for assisting instructional staff in planning, developing, and

2. Personnel Data:

- Licensed FTE
0.50 Classified FTE
1.00 Administrators FTE

3. Funding Source:

4. Budgetary Notes:

Improvement of Instruction Services

100 Salaries	192,465
200 Associated PR Costs	94,317
300 Purchased Services	71,412
400 Supplies & Materials	93,700
600 Other	595
TOTAL	452,489

LEBANON COMMUNITY SCHOOL DISTRICT 9

485 S 5th St, Lebanon, OR 97355

REQUIREMENT REPORT:	2019-2020 ACTUAL	2020-2021 ACTUAL	2021-2022 ADOPTED	2021-2022 ADOPTED FTE	2022-2023 PROPOSED	2022-2023 PROPOSED FTE	2022-2023 APPROVED	2022-2023 ADOPTED	2022-2023 ADOPTED FTE
FUND 100-GENERAL FUND									
2210-Improvement of Instruction Svcs									
111-Licensed Salaries	\$ -	\$ -	\$ -	-	\$ -	-	\$ -	\$ -	-
112-Classified Salaries	\$ 22,794	\$ 23,406	\$ 24,419	0.50	\$ 24,910	0.50	\$ 24,910	\$ 24,910	0.50
113-Administrators	\$ 120,186	\$ 112,807	\$ 110,881	0.88	\$ 131,420	1.00	\$ 131,420	\$ 131,420	1.00
121-Substitutes-Licensed	\$ -	\$ -	\$ 3,340	-	\$ -	-	\$ -	\$ -	-
123-Temporary Licensed	\$ -	\$ -	\$ -	-	\$ -	-	\$ -	\$ -	-
131-Extra Duty Classified	\$ -	\$ 1,000	\$ 3,525	-	\$ 4,644	-	\$ 4,644	\$ 4,644	-
132-Comp Time	\$ 11	\$ -	\$ -	-	\$ -	-	\$ -	\$ -	-
133-Extra Duty Licensed	\$ 1,505	\$ 167	\$ 1,000	-	\$ 640	-	\$ 640	\$ 640	-
135-Vacation Payoff	\$ -	\$ -	\$ -	-	\$ 2,518	-	\$ 2,518	\$ 2,518	-
138-Department Heads	\$ 9,000	\$ -	\$ -	-	\$ -	-	\$ -	\$ -	-
142-Taxable Meal Reimbursement	\$ 13	\$ -	\$ -	-	\$ -	-	\$ -	\$ -	-
154-Stipend - Admin	\$ -	\$ 12,000	\$ 12,000	-	\$ 12,000	-	\$ 12,000	\$ 12,000	-
155-Stipend - Licensed	\$ -	\$ 18,800	\$ 24,000	-	\$ 16,333	-	\$ 16,333	\$ 16,333	-
210-PERS	\$ 58,045	\$ 62,956	\$ 55,330	-	\$ 62,552	-	\$ 62,552	\$ 62,552	-
220-Social Security Administration	\$ 11,134	\$ 12,048	\$ 12,167	-	\$ 14,724	-	\$ 14,724	\$ 14,724	-
231-Worker's Compensation	\$ 758	\$ 599	\$ 616	-	\$ 636	-	\$ 636	\$ 636	-
235-PFMLI	\$ -	\$ -	\$ 285	-	\$ 411	-	\$ 411	\$ 411	-
241-Administrator Insurance	\$ 14,926	\$ 12,841	\$ 13,781	-	\$ 7,949	-	\$ 7,949	\$ 7,949	-
242-Licensed Insurance	\$ -	\$ -	\$ -	-	\$ -	-	\$ -	\$ -	-
243-Classified Insurance	\$ 7,055	\$ 7,055	\$ 7,652	-	\$ 8,045	-	\$ 8,045	\$ 8,045	-
312-Instructional Programs Improv Svcs	\$ -	\$ -	\$ 65,000	-	\$ 30,000	-	\$ 30,000	\$ 30,000	-
340-Travel	\$ 147	\$ 133	\$ 500	-	\$ 1,500	-	\$ 1,500	\$ 1,500	-
351-Telephone	\$ -	\$ 99	\$ -	-	\$ -	-	\$ -	\$ -	-
353-Postage	\$ 138	\$ 51	\$ 500	-	\$ 50	-	\$ 50	\$ 50	-
355-Printing & Binding	\$ -	\$ 15,225	\$ 20,000	-	\$ 33,000	-	\$ 33,000	\$ 33,000	-
389-Other Non-Instructional Prof & Tech	\$ 5,461	\$ -	\$ -	-	\$ -	-	\$ -	\$ -	-
395-Classified Subs	\$ 137	\$ -	\$ -	-	\$ 1,931	-	\$ 1,931	\$ 1,931	-
399-Licensed Subs	\$ 1,748	\$ -	\$ 3,431	-	\$ 4,931	-	\$ 4,931	\$ 4,931	-
410-Consumable Supplies & Materials	\$ 1,268	\$ 4,599	\$ 5,100	-	\$ 22,700	-	\$ 22,700	\$ 22,700	-
420-Textbooks	\$ 1,309	\$ -	\$ -	-	\$ 15,000	-	\$ 15,000	\$ 15,000	-
440-Periodicals	\$ 8,988	\$ 10,538	\$ 11,000	-	\$ 11,000	-	\$ 11,000	\$ 11,000	-
460-Non-Consumable Items	\$ 235	\$ -	\$ -	-	\$ -	-	\$ -	\$ -	-
470-Computer Software	\$ 3,766	\$ 47,735	\$ 44,800	-	\$ 45,000	-	\$ 45,000	\$ 45,000	-
640-Dues & Fees	\$ 26,582	\$ 595	\$ 600	-	\$ 595	-	\$ 595	\$ 595	-
2210-Total Requirements	\$ 295,205	\$ 342,653	\$ 419,926	1.38	\$ 452,489	1.50	\$ 452,489	\$ 452,489	1.50

LEBANON COMMUNITY SCHOOL DISTRICT 9

PROGRAM BUDGET INFORMATION

ADOPTED 2022-2023

FUND: 100
FUNCTION: 2220
PROGRAM: Educational Media Services

Educational Media Services

100 Salaries	194,183
200 Associated PR Costs	162,908
300 Purchased Services	4,700
400 Supplies & Materials	36,301
600 Other	1,100
TOTAL	399,193

1. Program Description:

Activities concerned with the use of all teaching and learning resources, including hardware, software, print and non-print content materials, on-line and other distance learning resources. Educational media are defined as any device, content material, method, or experience used for teaching and learning purposes.

2. Personnel Data:

7.75 Classified FTE

3. Funding Source:

4. Budgetary Notes:

Includes Media Assistants at each school
Library/Media Specialist provided through Resolution Services from LBL ESD

LEBANON COMMUNITY SCHOOL DISTRICT 9

485 S 5th St, Lebanon, OR 97355

REQUIREMENT REPORT:	2019-2020 ACTUAL	2020-2021 ACTUAL	2021-2022 ADOPTED	2021-2022 ADOPTED FTE	2022-2023 PROPOSED	2022-2023 PROPOSED FTE	2022-2023 APPROVED	2022-2023 ADOPTED	2022-2023 ADOPTED FTE
FUND 100-GENERAL FUND									
2220-Educational Media Svcs									
112-Classified Salaries	\$ 187,304	\$ 169,967	\$ 177,398	7.34	\$ 191,994	7.75	\$ 191,994	\$ 191,994	7.75
122-Substitutes-Classified	\$ -	\$ -	\$ -	-	\$ -	-	\$ -	\$ -	-
131-Extra Duty Classified	\$ 52	\$ -	\$ -	-	\$ -	-	\$ -	\$ -	-
132-Comp Time	\$ 258	\$ 676	\$ -	-	\$ 38	-	\$ 38	\$ 38	-
133-Extra Duty Licensed	\$ 1,467	\$ 857	\$ 1,582	-	\$ 2,151	-	\$ 2,151	\$ 2,151	-
210-PERS	\$ 67,645	\$ 63,716	\$ 53,525	-	\$ 59,214	-	\$ 59,214	\$ 59,214	-
220-Social Security Administration	\$ 12,472	\$ 11,956	\$ 12,591	-	\$ 14,855	-	\$ 14,855	\$ 14,855	-
231-Worker's Compensation	\$ 1,034	\$ 687	\$ 711	-	\$ 725	-	\$ 725	\$ 725	-
235-PFMLI	\$ -	\$ -	\$ 431	-	\$ 508	-	\$ 508	\$ 508	-
243-Classified Insurance	\$ 112,027	\$ 90,536	\$ 87,755	-	\$ 87,607	-	\$ 87,607	\$ 87,607	-
322-Repair and Maintenance Services	\$ 65	\$ 110	\$ 100	-	\$ 100	-	\$ 100	\$ 100	-
324-Rentals	\$ 531	\$ 677	\$ 600	-	\$ 600	-	\$ 600	\$ 600	-
395-Classified Subs	\$ 10,479	\$ 239	\$ 9,000	-	\$ 4,000	-	\$ 4,000	\$ 4,000	-
410-Consumable Supplies & Materials	\$ 1,704	\$ 6,068	\$ 2,925	-	\$ 3,450	-	\$ 3,450	\$ 3,450	-
430-Library Books	\$ 4,012	\$ 4,523	\$ 9,200	-	\$ 10,750	-	\$ 10,750	\$ 10,750	-
460-Non-Consumable Items	\$ -	\$ -	\$ -	-	\$ -	-	\$ -	\$ -	-
470-Computer Software	\$ 15,205	\$ 25,000	\$ 10,714	-	\$ 21,301	-	\$ 21,301	\$ 21,301	-
480-Computer Hardware	\$ 1,440	\$ -	\$ 300	-	\$ 800	-	\$ 800	\$ 800	-
640-Dues & Fees	\$ 3,258	\$ 3,258	\$ 1,600	-	\$ 1,100	-	\$ 1,100	\$ 1,100	-
2220-Total Requirements	\$ 418,953	\$ 378,267	\$ 368,433	7.34	\$ 399,193	7.75	\$ 399,193	\$ 399,193	7.75

LEBANON COMMUNITY SCHOOL DISTRICT 9

PROGRAM BUDGET INFORMATION

ADOPTED 2022-2023

FUND: 100

FUNCTION: 2230

PROGRAM: Assessment and Testing

Assessment and Testing

100 Salaries	0
200 Associated PR Costs	0
300 Purchased Services	17,750
400 Supplies & Materials	65,000
600 Other	2,550
TOTAL	85,300

1. Program Description:

Activities to measure individual student achievement. Information obtained is generally used to monitor individual and group progress in reaching district and state learning goals and requirements.

2. Personnel Data:

- Classified FTE

3. Funding Source:

4. Budgetary Notes:

LEBANON COMMUNITY SCHOOL DISTRICT 9

485 S 5th St, Lebanon, OR 97355

REQUIREMENT REPORT:	2019-2020 ACTUAL	2020-2021 ACTUAL	2021-2022 ADOPTED	2021-2022 ADOPTED FTE	2022-2023 PROPOSED	2022-2023 PROPOSED FTE	2022-2023 APPROVED	2022-2023 ADOPTED	2022-2023 ADOPTED FTE
FUND 100-GENERAL FUND									
2230-Assessment and Testing									
112-Classified Salaries	\$ -	\$ -	\$ -	-	\$ -	-	\$ -	\$ -	-
121-Substitutes-Licensed	\$ -	\$ -	\$ -	-	\$ -	-	\$ -	\$ -	-
132-Comp Time	\$ -	\$ -	\$ -	-	\$ -	-	\$ -	\$ -	-
133-Extra Duty	\$ -	\$ -	\$ -	-	\$ -	-	\$ -	\$ -	-
210-PERS	\$ -	\$ -	\$ -	-	\$ -	-	\$ -	\$ -	-
220-Social Security Administration	\$ -	\$ -	\$ -	-	\$ -	-	\$ -	\$ -	-
231-Worker's Compensation	\$ -	\$ -	\$ -	-	\$ -	-	\$ -	\$ -	-
243-Classified Insurance	\$ -	\$ -	\$ -	-	\$ -	-	\$ -	\$ -	-
319-Other Instructional, Prof & Tech Svcs	\$ 11,702	\$ 3,338	\$ 11,000	-	\$ 15,000	-	\$ 15,000	\$ 15,000	-
324-Rentals	\$ 1,395	\$ -	\$ 2,500	-	\$ 2,500	-	\$ 2,500	\$ 2,500	-
389-Other Non-Instructional Prof & Tech	\$ -	\$ (19)	\$ 250	-	\$ 250	-	\$ 250	\$ 250	-
410-Consumable Supplies & Materials	\$ -	\$ -	\$ -	-	\$ -	-	\$ -	\$ -	-
460-Non-Consumable Items	\$ -	\$ -	\$ -	-	\$ -	-	\$ -	\$ -	-
470-Computer Software	\$ 7,804	\$ 107,054	\$ 116,020	-	\$ 65,000	-	\$ 65,000	\$ 65,000	-
480-Computer Hardware	\$ -	\$ 3,822	\$ 2,000	-	\$ -	-	\$ -	\$ -	-
640-Dues & Fees	\$ 156	\$ -	\$ 2,550	-	\$ 2,550	-	\$ 2,550	\$ 2,550	-
2230-Total Requirements	\$ 21,057	\$ 114,195	\$ 134,320	-	\$ 85,300	-	\$ 85,300	\$ 85,300	-

LEBANON COMMUNITY SCHOOL DISTRICT 9 PROGRAM BUDGET INFORMATION

ADOPTED 2022-2023

FUND: 100
FUNCTION: 2240
PROGRAM: Instructional Staff Development

Instructional Staff Development

100 Salaries	0
200 Associated PR Costs	0
300 Purchased Services	97,000
400 Supplies & Materials	500
600 Other	20,608
TOTAL	118,108

1. Program Description:

Activities specifically designed for instructional staff (including instructional assistants) to assist in preparing and utilizing special/new curriculum materials, understanding and utilizing best teaching practices, and any other activity designed to improve teacher performance. This function is for staff development that is related to instruction and includes external training attended by instructional staff.

2. Personnel Data:

- Licensed FTE

3. Funding Source:

4. Budgetary Notes:

Supplemental activities are provided by Federal Title I-A and Title II-A

LEBANON COMMUNITY SCHOOL DISTRICT 9

485 S 5th St, Lebanon, OR 97355

REQUIREMENT REPORT:	2019-2020 ACTUAL	2020-2021 ACTUAL	2021-2022 ADOPTED	2021-2022 ADOPTED FTE	2022-2023 PROPOSED	2022-2023 PROPOSED FTE	2022-2023 APPROVED	2022-2023 ADOPTED	2022-2023 ADOPTED FTE
FUND 100-GENERAL FUND									
2240-Instructional Staff Development									
111-Licensed Salaries	\$ -	\$ -	\$ -	-	\$ -	-	\$ -	\$ -	-
121-Substitutes-Licensed	\$ -	\$ -	\$ -	-	\$ -	-	\$ -	\$ -	-
122-Substitutes-Classified	\$ -	\$ -	\$ -	-	\$ -	-	\$ -	\$ -	-
133-Extra Duty	\$ 5,431	\$ -	\$ 1,875	-	\$ -	-	\$ -	\$ -	-
210-PERS	\$ 1,672	\$ -	\$ 135	-	\$ -	-	\$ -	\$ -	-
220-Social Security Administration	\$ 416	\$ -	\$ 29	-	\$ -	-	\$ -	\$ -	-
231-Worker's Compensation	\$ 30	\$ -	\$ 3	-	\$ -	-	\$ -	\$ -	-
248-Staff Tuition Reimbursement	\$ 60,093	\$ 1,843	\$ 2,500	-	\$ -	-	\$ -	\$ -	-
312-Instructional Programs Improv Svcs	\$ 1,845	\$ -	\$ 1,500	-	\$ 1,200	-	\$ 1,200	\$ 1,200	-
324-Rentals	\$ 100	\$ -	\$ 100	-	\$ 300	-	\$ 300	\$ 300	-
340-Travel	\$ 48,256	\$ 27,349	\$ 84,111	-	\$ 95,500	-	\$ 95,500	\$ 95,500	-
348-Staff Tuition	\$ 32,231	\$ 55,244	\$ 70,000	-	\$ -	-	\$ -	\$ -	-
399-Licensed Subs	\$ -	\$ -	\$ -	-	\$ -	-	\$ -	\$ -	-
410-Consumable Supplies & Materials	\$ 404	\$ -	\$ 500	-	\$ 500	-	\$ 500	\$ 500	-
470-Computer Software	\$ 45,380	\$ -	\$ -	-	\$ -	-	\$ -	\$ -	-
640-Dues and Fees	\$ 140	\$ 26,608	\$ 20,608	-	\$ 20,608	-	\$ 20,608	\$ 20,608	-
2240-Total Requirements	\$ 195,998	\$ 111,044	\$ 181,361	-	\$ 118,108	-	\$ 118,108	\$ 118,108	-

LEBANON COMMUNITY SCHOOL DISTRICT 9 PROGRAM BUDGET INFORMATION

ADOPTED 2022-2023

FUND: 100
FUNCTION: 2310
PROGRAM: Board of Education Services

Board of Education Services

100 Salaries	0
200 Associated PR Costs	0
300 Purchased Services	116,500
400 Supplies & Materials	2,000
600 Other	2,500
TOTAL	121,000

1. Program Description:

Activities of the legally elected or appointed body vested with responsibilities for educational

2. Personnel Data:

0 Licensed FTE
0 Classified FTE

3. Funding Source:

4. Budgetary Notes:

LEBANON COMMUNITY SCHOOL DISTRICT 9

485 S 5th St, Lebanon, OR 97355

REQUIREMENT REPORT:	2019-2020 ACTUAL	2020-2021 ACTUAL	2021-2022 ADOPTED	2021-2022 ADOPTED FTE	2022-2023 PROPOSED	2022-2023 PROPOSED FTE	2022-2023 APPROVED	2022-2023 ADOPTED	2022-2023 ADOPTED FTE
FUND 100-GENERAL FUND									
2310-Board of Education Svcs									
324-Rentals	\$ -	\$ -	\$ -	-	\$ -	-	\$ -	\$ -	-
340-Travel	\$ 1,588	\$ -	\$ 5,000	-	\$ 5,000	-	\$ 5,000	\$ 5,000	-
353-Postage	\$ 131	\$ -	\$ 2,500	-	\$ 2,500	-	\$ 2,500	\$ 2,500	-
354-Advertising	\$ 1,108	\$ 1,924	\$ 2,500	-	\$ 2,500	-	\$ 2,500	\$ 2,500	-
355-Printing & Binding	\$ -	\$ -	\$ 500	-	\$ 500	-	\$ 500	\$ 500	-
381-Audit Svcs	\$ 22,630	\$ 44,400	\$ 36,000	-	\$ 45,000	-	\$ 45,000	\$ 45,000	-
382-Legal Svcs	\$ 36,993	\$ 26,225	\$ 35,000	-	\$ 30,000	-	\$ 30,000	\$ 30,000	-
384-Negotiation Svcs	\$ -	\$ -	\$ 1,000	-	\$ 1,000	-	\$ 1,000	\$ 1,000	-
388-Election Svcs	\$ -	\$ -	\$ 18,000	-	\$ 5,000	-	\$ 5,000	\$ 5,000	-
389-Other Non-Instructional Prof & Tech	\$ -	\$ -	\$ 65,000	-	\$ 25,000	-	\$ 25,000	\$ 25,000	-
395-Classified Subs	\$ -	\$ -	\$ -	-	\$ -	-	\$ -	\$ -	-
399-Licensed Subs	\$ -	\$ -	\$ -	-	\$ -	-	\$ -	\$ -	-
410-Consumable Supplies & Materials	\$ 467	\$ -	\$ 1,500	-	\$ 2,000	-	\$ 2,000	\$ 2,000	-
440-Periodicals	\$ -	\$ -	\$ 200	-	\$ -	-	\$ -	\$ -	-
640-Dues & Fees	\$ -	\$ -	\$ -	-	\$ -	-	\$ -	\$ -	-
655-Judgements and Settlements	\$ 2,500	\$ -	\$ 3,000	-	\$ 2,500	-	\$ 2,500	\$ 2,500	-
2310-Total Requirements	\$ 65,417	\$ 72,549	\$ 170,200	-	\$ 121,000	-	\$ 121,000	\$ 121,000	-

LEBANON COMMUNITY SCHOOL DISTRICT 9

PROGRAM BUDGET INFORMATION

ADOPTED 2022-2023

FUND: 100
FUNCTION: 2320
PROGRAM: Executive Administration Services

Executive Administration Services

100 Salaries	0
200 Associated PR Costs	0
300 Purchased Services	0
400 Supplies & Materials	0
600 Other	0
TOTAL	0

1. Program Description:

Activities associated with the overall general administrative or executive responsibility for the entire district.

2. Personnel Data:

- Licensed FTE

3. Funding Source:

4. Budgetary Notes:

LEBANON COMMUNITY SCHOOL DISTRICT 9

485 S 5th St, Lebanon, OR 97355

REQUIREMENT REPORT:	2019-2020 ACTUAL	2020-2021 ACTUAL	2021-2022 ADOPTED	2021-2022 ADOPTED FTE	2022-2023 PROPOSED	2022-2023 PROPOSED FTE	2022-2023 APPROVED	2022-2023 ADOPTED	2022-2023 ADOPTED FTE
FUND 100-GENERAL FUND									
2320-Executive Administration Services									
111-Licensed Salaries	\$ 31,526	\$ -	\$ -	-	\$ -	-	\$ -	\$ -	-
210-PERS	\$ 12,078	\$ -	\$ -	-	\$ -	-	\$ -	\$ -	-
220-Social Security Administration	\$ 2,351	\$ -	\$ -	-	\$ -	-	\$ -	\$ -	-
231-Worker's Compensation	\$ 160	\$ -	\$ -	-	\$ -	-	\$ -	\$ -	-
242-Licensed Insurance	\$ 5,879	\$ -	\$ -	-	\$ -	-	\$ -	\$ -	-
2320-Total Requirements	\$ 51,993	\$ -	\$ -	-	\$ -	-	\$ -	\$ -	-

LEBANON COMMUNITY SCHOOL DISTRICT 9 PROGRAM BUDGET INFORMATION

ADOPTED 2022-2023

FUND: 100

FUNCTION: 2321

PROGRAM: Office of the Superintendent Services

Office of the Superintendent Services

100 Salaries	391,451
200 Associated PR Costs	263,253
300 Purchased Services	11,500
400 Supplies & Materials	20,000
600 Other	12,500
TOTAL	698,704

1. Program Description:

Activities performed by the superintendent in the general direction and management of all affairs of the district. Includes all personnel and materials in the office of the chief executive officer.

2. Personnel Data:

- Classified FTE
- 2.00 113-Administrators
- 1.00 119-Salaries Confidential-General

3. Funding Source:

4. Budgetary Notes:

LEBANON COMMUNITY SCHOOL DISTRICT 9

485 S 5th St, Lebanon, OR 97355

REQUIREMENT REPORT:	2019-2020 ACTUAL	2020-2021 ACTUAL	2021-2022 ADOPTED	2021-2022 ADOPTED FTE	2022-2023 PROPOSED	2022-2023 PROPOSED FTE	2022-2023 APPROVED	2022-2023 ADOPTED	2022-2023 ADOPTED FTE
FUND 100-GENERAL FUND									
2321-Office of the Superintendent Svcs									
112-Classified Salaries	\$ -	\$ -	\$ -	-	\$ -	-	\$ -	\$ -	-
113-Administrators	\$ 260,886	\$ 280,367	\$ 282,405	2.00	\$ 304,000	2.00	\$ 304,000	\$ 304,000	2.00
119-Salaries Confidential-General	\$ 54,637	\$ 56,330	\$ 59,050	1.00	\$ 57,892	1.00	\$ 57,892	\$ 57,892	1.00
132-Comp Time	\$ 477	\$ -	\$ -	-	\$ -	-	\$ -	\$ -	-
133-Extra Duty	\$ -	\$ -	\$ -	-	\$ -	-	\$ -	\$ -	-
135-Vacation Payoff	\$ 9,082	\$ 15,575	\$ 14,200	-	\$ 14,559	-	\$ 14,559	\$ 14,559	-
145-Admin Travel Stipend	\$ 11,400	\$ -	\$ -	-	\$ 15,000	-	\$ 15,000	\$ 15,000	-
210-PERS	\$ 142,244	\$ 148,241	\$ 125,234	-	\$ 142,321	-	\$ 142,321	\$ 142,321	-
220-Social Security Administration	\$ 24,216	\$ 25,701	\$ 25,690	-	\$ 29,946	-	\$ 29,946	\$ 29,946	-
231-Worker's Compensation	\$ 1,689	\$ 1,250	\$ 1,213	-	\$ 1,282	-	\$ 1,282	\$ 1,282	-
235-PFMLI	\$ -	\$ -	\$ 602	-	\$ 762	-	\$ 762	\$ 762	-
241-Administrator Insurance	\$ 21,948	\$ 21,947	\$ 22,335	-	\$ 24,030	-	\$ 24,030	\$ 24,030	-
243-Classified Insurance	\$ -	\$ -	\$ -	-	\$ -	-	\$ -	\$ -	-
244-Confidential Employee Insurance	\$ 14,326	\$ 14,327	\$ 15,485	-	\$ 16,312	-	\$ 16,312	\$ 16,312	-
247-TSA	\$ 45,600	\$ 45,600	\$ 45,600	-	\$ 48,600	-	\$ 48,600	\$ 48,600	-
324-Rentals	\$ -	\$ -	\$ -	-	\$ 500	-	\$ 500	\$ 500	-
340-Travel	\$ 1,165	\$ 3,337	\$ 5,000	-	\$ 2,500	-	\$ 2,500	\$ 2,500	-
353-Postage	\$ 765	\$ 670	\$ 2,000	-	\$ 2,500	-	\$ 2,500	\$ 2,500	-
354-Advertising	\$ 425	\$ 325	\$ 700	-	\$ 1,000	-	\$ 1,000	\$ 1,000	-
355-Printing & Binding	\$ 876	\$ 231	\$ 750	-	\$ 1,000	-	\$ 1,000	\$ 1,000	-
389-Other Non-Instructional Prof & Tech	\$ -	\$ 6,002	\$ -	-	\$ 4,000	-	\$ 4,000	\$ 4,000	-
410-Consumable Supplies & Materials	\$ 9,803	\$ 3,828	\$ 18,000	-	\$ 12,500	-	\$ 12,500	\$ 12,500	-
440-Periodicals	\$ -	\$ -	\$ 100	-	\$ -	-	\$ -	\$ -	-
460-Non-Consumable Items	\$ -	\$ -	\$ 5,000	-	\$ 2,500	-	\$ 2,500	\$ 2,500	-
470-Computer Software	\$ -	\$ -	\$ 3,500	-	\$ 2,500	-	\$ 2,500	\$ 2,500	-
480-Computer Hardware	\$ -	\$ -	\$ 3,500	-	\$ 2,500	-	\$ 2,500	\$ 2,500	-
640-Dues & Fees	\$ 10,417	\$ 21,883	\$ 16,000	-	\$ 12,500	-	\$ 12,500	\$ 12,500	-
2321-Total Requirements	\$ 609,956	\$ 645,613	\$ 646,363	3.00	\$ 698,704	3.00	\$ 698,704	\$ 698,704	3.00

LEBANON COMMUNITY SCHOOL DISTRICT 9

PROGRAM BUDGET INFORMATION

ADOPTED 2022-2023

FUND: 100

FUNCTION: 2410

PROGRAM: Office of the Principal Services

Office of the Principal Services

100 Salaries	2,088,176
200 Associated PR Costs	1,211,828
300 Purchased Services	76,255
400 Supplies & Materials	158,548
600 Other	1,550
TOTAL	3,536,358

1. Program Description:

Activities concerned with directing and managing the operation of a particular school. Included are the activities performed by the principal, assistant principals, and other assistants in general supervision of all operations of the school; evaluation of the staff members of the school; assignment of duties to staff members; supervision and maintenance of the school records and coordination of school instruction activities with instructional activities of the district.

2. Personnel Data:

- Licensed FTE
 22.11 Classified FTE
 12.00 Administrative FTE

3. Funding Source:

4. Budgetary Notes:

LEBANON COMMUNITY SCHOOL DISTRICT 9

485 S 5th St, Lebanon, OR 97355

REQUIREMENT REPORT:	2019-2020 ACTUAL	2020-2021 ACTUAL	2021-2022 ADOPTED	2021-2022 ADOPTED FTE	2022-2023 PROPOSED	2022-2023 PROPOSED FTE	2022-2023 APPROVED	2022-2023 ADOPTED	2022-2023 ADOPTED FTE
FUND 100-GENERAL FUND									
2410-Office of the Principal Svcs									
111-Licensed Salaries	\$ 98,609	\$ 103,361	\$ 71,994	1.00	\$ 1,637	-	\$ 1,637	\$ 1,637	-
112-Classified Salaries	\$ 957,566	\$ 673,238	\$ 720,385	21.11	\$ 740,736	22.11	\$ 740,736	\$ 740,736	22.11
113-Administrators	\$ 1,205,164	\$ 1,291,047	\$ 1,351,245	12.50	\$ 1,334,517	12.00	\$ 1,334,517	\$ 1,334,517	12.00
121-Substitutes-Licensed	\$ -	\$ -	\$ -	-	\$ -	-	\$ -	\$ -	-
122-Substitutes-Classified	\$ 221	\$ -	\$ -	-	\$ -	-	\$ -	\$ -	-
131-Extra Duty Classified	\$ 1,996	\$ -	\$ 15,000	-	\$ 81	-	\$ 81	\$ 81	-
132-Comp Time	\$ 3,460	\$ 2,233	\$ -	-	\$ 294	-	\$ 294	\$ 294	-
133-Extra Duty Licensed	\$ 8,158	\$ 2,816	\$ 3,857	-	\$ 3,360	-	\$ 3,360	\$ 3,360	-
135-Vacation Payoff	\$ 2,223	\$ -	\$ -	-	\$ -	-	\$ -	\$ -	-
136-Mentor/Buddy	\$ -	\$ -	\$ -	-	\$ 50	-	\$ 50	\$ 50	-
145-Admin Travel Stipend	\$ -	\$ -	\$ -	-	\$ 5,500	-	\$ 5,500	\$ 5,500	-
155-Stipend - Licensed	\$ -	\$ 2,000	\$ 2,000	-	\$ 2,000	-	\$ 2,000	\$ 2,000	-
210-PERS	\$ 769,059	\$ 732,627	\$ 661,953	-	\$ 649,356	-	\$ 649,356	\$ 649,356	-
220-Social Security Administration	\$ 167,762	\$ 152,188	\$ 157,633	-	\$ 159,745	-	\$ 159,745	\$ 159,745	-
231-Worker's Compensation	\$ 20,614	\$ 7,620	\$ 7,822	-	\$ 7,125	-	\$ 7,125	\$ 7,125	-
235-PFMLI	\$ -	\$ -	\$ 4,369	-	\$ 4,372	-	\$ 4,372	\$ 4,372	-
241-Administrator Insurance	\$ 145,868	\$ 144,125	\$ 152,726	-	\$ 157,684	-	\$ 157,684	\$ 157,684	-
242-Licensed Insurance	\$ 21,165	\$ 21,164	\$ 15,310	-	\$ -	-	\$ -	\$ -	-
243-Classified Insurance	\$ 306,181	\$ 238,145	\$ 258,406	-	\$ 233,546	-	\$ 233,546	\$ 233,546	-
311-Instruction Svcs	\$ 15,330	\$ -	\$ -	-	\$ -	-	\$ -	\$ -	-
322-Repairs & Maintenance Svcs	\$ 5,930	\$ 4,205	\$ 4,500	-	\$ 5,600	-	\$ 5,600	\$ 5,600	-
324-Rentals	\$ 10,290	\$ 11,521	\$ 10,500	-	\$ 11,305	-	\$ 11,305	\$ 11,305	-
331-Reimbursable Student Transportation	\$ -	\$ -	\$ -	-	\$ -	-	\$ -	\$ -	-
340-Travel	\$ 3,719	\$ 2,199	\$ 6,700	-	\$ 5,600	-	\$ 5,600	\$ 5,600	-
353-Postage	\$ 12,151	\$ 14,744	\$ 12,417	-	\$ 11,450	-	\$ 11,450	\$ 11,450	-
355-Printing & Binding	\$ 2,543	\$ 1,904	\$ 2,300	-	\$ 3,100	-	\$ 3,100	\$ 3,100	-
389-Other Non-Instructional Prof & Tech	\$ 2,405	\$ -	\$ 4,400	-	\$ 2,300	-	\$ 2,300	\$ 2,300	-
395-Classified Subs	\$ 48,212	\$ 1,682	\$ 51,000	-	\$ 35,900	-	\$ 35,900	\$ 35,900	-
399-Licensed Subs	\$ -	\$ -	\$ 1,000	-	\$ 1,000	-	\$ 1,000	\$ 1,000	-
410-Consumable Supplies & Materials	\$ 33,532	\$ 58,772	\$ 118,102	-	\$ 140,228	-	\$ 140,228	\$ 140,228	-
460-Non-Consumable Items	\$ 7,445	\$ 1,500	\$ 19,500	-	\$ 10,300	-	\$ 10,300	\$ 10,300	-
470-Computer Software	\$ -	\$ -	\$ 2,600	-	\$ 3,420	-	\$ 3,420	\$ 3,420	-
480-Computer Hardware	\$ 1,094	\$ 2,174	\$ 7,459	-	\$ 4,600	-	\$ 4,600	\$ 4,600	-
640-Dues & Fees	\$ 7,164	\$ 8,165	\$ 3,300	-	\$ 1,550	-	\$ 1,550	\$ 1,550	-
2410-Total Requirements	\$ 3,857,861	\$ 3,477,430	\$ 3,666,478	34.61	\$ 3,536,358	34.11	\$ 3,536,358	\$ 3,536,358	34.11

LEBANON COMMUNITY SCHOOL DISTRICT 9 PROGRAM BUDGET INFORMATION

ADOPTED 2022-2023

FUND: 100
FUNCTION: 2520
PROGRAM: Fiscal Services

1. Program Description:

Activities concerned with the fiscal operations of the district. This program area includes budgeting, receiving and disbursing, financial accounting, payroll, inventory control, and internal auditing.

2. Personnel Data:

2.00 Classified FTE
1.00 Administrator FTE
4.00 Confidential FTE

3. Funding Source:

4. Budgetary Notes:

Fiscal Services

100 Salaries	475,236
200 Associated PR Costs	282,023
300 Purchased Services	70,300
400 Supplies & Materials	30,000
600 Other	50,300
TOTAL	907,859

LEBANON COMMUNITY SCHOOL DISTRICT 9

485 S 5th St, Lebanon, OR 97355

REQUIREMENT REPORT:	2019-2020 ACTUAL	2020-2021 ACTUAL	2021-2022 ADOPTED	2021-2022 ADOPTED FTE	2022-2023 PROPOSED	2022-2023 PROPOSED FTE	2022-2023 APPROVED	2022-2023 ADOPTED	2022-2023 ADOPTED FTE
FUND 100-GENERAL FUND									
2520-Fiscal Svcs									
112-Classified Salaries	\$ 67,698	\$ 99,288	\$ 101,623	2.00	\$ 102,187	2.00	\$ 102,187	\$ 102,187	2.00
113-Administrators	\$ 109,838	\$ 115,008	\$ 115,959	1.00	\$ 118,278	1.00	\$ 118,278	\$ 118,278	1.00
114-Managerial-Classified	\$ (398)	\$ -	\$ -	-	\$ -	-	\$ -	\$ -	-
119-Salaries Confidential-General	\$ 158,963	\$ 172,478	\$ 175,140	3.00	\$ 246,271	4.00	\$ 246,271	\$ 246,271	4.00
124-Temporary Classified	\$ 39,980	\$ -	\$ -	-	\$ -	-	\$ -	\$ -	-
132-Comp Time	\$ 34,313	\$ 23,624	\$ 20,749	-	\$ 360	-	\$ 360	\$ 360	-
135-Vacation Payoff	\$ 5,478	\$ 321	\$ 6,900	-	\$ 8,140	-	\$ 8,140	\$ 8,140	-
210-PERS	\$ 135,629	\$ 2,182	\$ 130,205	-	\$ 149,105	-	\$ 149,105	\$ 149,105	-
220-Social Security Administration	\$ 30,456	\$ 146,253	\$ 30,707	-	\$ 36,342	-	\$ 36,342	\$ 36,342	-
231-Worker's Compensation	\$ 2,099	\$ 30,172	\$ 1,532	-	\$ 1,630	-	\$ 1,630	\$ 1,630	-
235-PFMLI	\$ -	\$ 1,281	\$ 740	-	\$ 828	-	\$ 828	\$ 828	-
241-Administrator Insurance	\$ 14,544	\$ 14,545	\$ 15,667	-	\$ 16,463	-	\$ 16,463	\$ 16,463	-
243-Classified Insurance	\$ 20,082	\$ 28,259	\$ 30,648	-	\$ 32,182	-	\$ 32,182	\$ 32,182	-
244-Confidential Employee Insurance	\$ 33,853	\$ 33,457	\$ 46,027	-	\$ 45,475	-	\$ 45,475	\$ 45,475	-
322-Repairs & Maintenance Svcs	\$ 1,347	\$ 1,261	\$ 2,000	-	\$ 2,000	-	\$ 2,000	\$ 2,000	-
324-Rentals	\$ 4,167	\$ 4,664	\$ 8,000	-	\$ 8,000	-	\$ 8,000	\$ 8,000	-
340-Travel	\$ 2,402	\$ 2,600	\$ 13,000	-	\$ 15,000	-	\$ 15,000	\$ 15,000	-
353-Postage	\$ 89	\$ 3,711	\$ 7,500	-	\$ 8,000	-	\$ 8,000	\$ 8,000	-
354-Advertising	\$ -	\$ 140	\$ 300	-	\$ 2,000	-	\$ 2,000	\$ 2,000	-
355-Printing & Binding	\$ -	\$ -	\$ 150	-	\$ 300	-	\$ 300	\$ 300	-
389-Other Non-Instructional Prof & Tech	\$ 30,341	\$ 22,854	\$ 30,000	-	\$ 35,000	-	\$ 35,000	\$ 35,000	-
395-Classified Subs	\$ -	\$ -	\$ -	-	\$ -	-	\$ -	\$ -	-
396-Criminal History Checks	\$ -	\$ 350	\$ -	-	\$ -	-	\$ -	\$ -	-
410-Consumable Supplies & Materials	\$ 16,256	\$ 7,550	\$ 19,500	-	\$ 19,500	-	\$ 19,500	\$ 19,500	-
440-Periodicals	\$ -	\$ -	\$ 100	-	\$ 500	-	\$ 500	\$ 500	-
460-Non-Consumable Items	\$ 2,545	\$ 3,875	\$ 4,000	-	\$ 4,000	-	\$ 4,000	\$ 4,000	-
470-Computer Software	\$ 1,043	\$ 1,530	\$ 1,000	-	\$ 3,000	-	\$ 3,000	\$ 3,000	-
480-Computer Hardware	\$ 2,480	\$ 1,306	\$ 2,000	-	\$ 3,000	-	\$ 3,000	\$ 3,000	-
640-Dues & Fees	\$ 5,438	\$ 4,828	\$ 70,535	-	\$ 50,000	-	\$ 50,000	\$ 50,000	-
670-Taxes & Licenses	\$ -	\$ 878	\$ 200	-	\$ 300	-	\$ 300	\$ 300	-
690-Grant Indirect Charges	\$ -	\$ (2)	\$ -	-	\$ -	-	\$ -	\$ -	-
2520-Total Requirements	\$ 718,642	\$ 722,414	\$ 834,181	6.00	\$ 907,859	7.00	\$ 907,859	\$ 907,859	7.00

LEBANON COMMUNITY SCHOOL DISTRICT 9 PROGRAM BUDGET INFORMATION

ADOPTED 2022-2023

FUND: 100

FUNCTION: 2540

PROGRAM: Operations and Maintenance of Plant

Operations and Maintenance of Plant

100 Salaries	0
200 Associated PR Costs	0
300 Purchased Services	0
400 Supplies & Materials	0
600 Other	345,000
TOTAL	345,000

1. Program Description:

Activities of directing and managing the operation and maintenance of the school plant facilities.

2. Personnel Data:

3. Funding Source:

4. Budgetary Notes:

Director of Operation duties transferred to the Office of Superintendent

LEBANON COMMUNITY SCHOOL DISTRICT 9

485 S 5th St, Lebanon, OR 97355

REQUIREMENT REPORT:	2019-2020 ACTUAL	2020-2021 ACTUAL	2021-2022 ADOPTED	2021-2022 ADOPTED FTE	2022-2023 PROPOSED	2022-2023 PROPOSED FTE	2022-2023 APPROVED	2022-2023 ADOPTED	2022-2023 ADOPTED FTE
FUND 100-GENERAL FUND									
2540-Operation and Maint of Plant									
410-Consumable Supplies & Materials	\$ 608	\$ -	\$ -	-	\$ -	-	\$ -	\$ -	-
460-Non-Consumable Supplies	\$ 6,782	\$ -	\$ 7,500	-	\$ -	-	\$ -	\$ -	-
640-Dues and Fees	\$ 1	\$ 13	\$ -	-	\$ -	-	\$ -	\$ -	-
650-Insurance & Judgments	\$ -	\$ -	\$ 307,000	-	\$ 345,000	-	\$ 345,000	\$ 345,000	-
653-Property Insurance Premiums	\$ -	\$ 267,331	\$ -	-	\$ -	-	\$ -	\$ -	-
2540-Total Requirements	\$ 7,390	\$ 267,343	\$ 314,500	-	\$ 345,000	-	\$ 345,000	\$ 345,000	-

LEBANON COMMUNITY SCHOOL DISTRICT 9 PROGRAM BUDGET INFORMATION

ADOPTED 2022-2023

FUND: 100

FUNCTION: 2542

PROGRAM: Care and Upkeep of Building Services

1. Program Description:

Activities concerned with keeping a physical plant clean and ready for daily use. Operating the heating, lighting, and ventilating systems; rental and lease of buildings; are included.

2. Personnel Data:

22.58 Classified FTE
1.00 Managerial FTE

3. Funding Source:

4. Budgetary Notes:

Includes utilities district-wide as well as property insurance premiums

Care and Upkeep of Building Services

100 Salaries	930,457
200 Associated PR Costs	632,360
300 Purchased Services	997,000
400 Supplies & Materials	135,000
500 Capital Outlay	12,500
600 Other	15,000
TOTAL	2,722,317

LEBANON COMMUNITY SCHOOL DISTRICT 9

485 S 5th St, Lebanon, OR 97355

REQUIREMENT REPORT:	2019-2020 ACTUAL	2020-2021 ACTUAL	2021-2022 ADOPTED	2021-2022 ADOPTED FTE	2022-2023 PROPOSED	2022-2023 PROPOSED FTE	2022-2023 APPROVED	2022-2023 ADOPTED	2022-2023 ADOPTED FTE
FUND 100-GENERAL FUND									
2542-Care and Upkeep of Buildings Svcs									
112-Classified Salaries	\$ 659,170	\$ 669,773	\$ 761,340	19.50	\$ 865,334	22.58	\$ 865,334	\$ 865,334	22.58
114-Managerial Classified	\$ 44,084	\$ 52,757	\$ 52,800	1.00	\$ 54,934	1.00	\$ 54,934	\$ 54,934	1.00
122-Substitutes-Classified	\$ 19,252	\$ -	\$ -	-	\$ -	-	\$ -	\$ -	-
124-Temporary Classified	\$ 4,199	\$ -	\$ -	-	\$ -	-	\$ -	\$ -	-
127-Student Helper Salaries	\$ 3,689	\$ -	\$ 4,320	-	\$ -	-	\$ -	\$ -	-
131-Extra Duty Classified	\$ 97	\$ -	\$ -	-	\$ -	-	\$ -	\$ -	-
132-Comp Time	\$ 11,822	\$ 4,451	\$ 12,435	-	\$ 2,334	-	\$ 2,334	\$ 2,334	-
133-Extra Duty Licensed	\$ 13,620	\$ (326)	\$ 14,099	-	\$ 6,804	-	\$ 6,804	\$ 6,804	-
135-Vacation Payoff	\$ -	\$ -	\$ -	-	\$ 1,052	-	\$ 1,052	\$ 1,052	-
153-Summer Labor	\$ 6,693	\$ -	\$ -	-	\$ -	-	\$ -	\$ -	-
155-Stipend Licensed	\$ -	\$ -	\$ -	-	\$ -	-	\$ -	\$ -	-
210-PERS	\$ 237,937	\$ 240,874	\$ 250,673	-	\$ 278,246	-	\$ 278,246	\$ 278,246	-
220-Social Security Administration	\$ 54,863	\$ 51,631	\$ 58,827	-	\$ 71,180	-	\$ 71,180	\$ 71,180	-
231-Worker's Compensation	\$ 27,450	\$ 19,988	\$ 20,823	-	\$ 23,032	-	\$ 23,032	\$ 23,032	-
235-PFMLI	\$ -	\$ -	\$ 1,392	-	\$ 1,867	-	\$ 1,867	\$ 1,867	-
241-Administrator Insurance	\$ 6,499	\$ 7,267	\$ 6,556	-	\$ 6,203	-	\$ 6,203	\$ 6,203	-
243-Classified Insurance	\$ 248,088	\$ 243,796	\$ 280,237	-	\$ 251,833	-	\$ 251,833	\$ 251,833	-
322-Repairs & Maintenance Svcs	\$ 502	\$ -	\$ 4,000	-	\$ 5,000	-	\$ 5,000	\$ 5,000	-
324-Rentals	\$ -	\$ -	\$ -	-	\$ -	-	\$ -	\$ -	-
325-Electricity	\$ 420,562	\$ 365,752	\$ 451,500	-	\$ 450,500	-	\$ 450,500	\$ 450,500	-
326-Fuel	\$ 164,447	\$ 180,915	\$ 208,100	-	\$ 233,000	-	\$ 233,000	\$ 233,000	-
327-Water & Sewage	\$ 162,290	\$ 135,814	\$ 146,700	-	\$ 134,000	-	\$ 134,000	\$ 134,000	-
328-Garbage	\$ 102,300	\$ 105,562	\$ 106,500	-	\$ 104,500	-	\$ 104,500	\$ 104,500	-
351-Telephone	\$ 36,080	\$ 38,566	\$ 38,750	-	\$ 45,000	-	\$ 45,000	\$ 45,000	-
386-Data Processing Svcs	\$ -	\$ -	\$ -	-	\$ -	-	\$ -	\$ -	-
389-Other Non-Instructional Prof & Tech	\$ -	\$ -	\$ -	-	\$ -	-	\$ -	\$ -	-
395-Classified Subs	\$ 16,062	\$ 17,754	\$ 25,500	-	\$ 25,000	-	\$ 25,000	\$ 25,000	-
410-Consumable Supplies & Materials	\$ 83,413	\$ 114,422	\$ 130,000	-	\$ 125,000	-	\$ 125,000	\$ 125,000	-
460-Non-Consumable Items	\$ 12,745	\$ 7,874	\$ 25,000	-	\$ 10,000	-	\$ 10,000	\$ 10,000	-
530-Improvements Other Than Buildings	\$ 1,800	\$ -	\$ -	-	\$ -	-	\$ -	\$ -	-
540-Depreciable Equipment	\$ 3,500	\$ -	\$ 25,000	-	\$ 12,500	-	\$ 12,500	\$ 12,500	-
640-Dues & Fees	\$ 2,496	\$ 1,359	\$ 2,500	-	\$ 12,500	-	\$ 12,500	\$ 12,500	-
650-Insurance & Judgments	\$ 223,812	\$ 278	\$ -	-	\$ 2,500	-	\$ 2,500	\$ 2,500	-
653-Property Insurance Premiums	\$ -	\$ 5,312	\$ -	-	\$ -	-	\$ -	\$ -	-
2542-Total Requirements	\$ 2,567,472	\$ 2,263,818	\$ 2,627,052	20.50	\$ 2,722,317	23.58	\$ 2,722,317	\$ 2,722,317	23.58

LEBANON COMMUNITY SCHOOL DISTRICT 9 PROGRAM BUDGET INFORMATION

ADOPTED 2022-2023

FUND: 100

FUNCTION: 2543

PROGRAM: Care and Upkeep of Grounds Services

1. Program Description:

Activities concerned with maintaining land and its improvements (other than buildings) in good condition.

2. Personnel Data:

3. Funding Source:

4. Budgetary Notes:

This program includes a contract with the City of Lebanon for district ground maintenance

Care and Upkeep of Grounds Services

100 Salaries	10,585
200 Associated PR Costs	3,584
300 Purchased Services	155,000
400 Supplies & Materials	5,000
500 Capital Outlay	0
600 Other	0
TOTAL	174,169

LEBANON COMMUNITY SCHOOL DISTRICT 9

485 S 5th St, Lebanon, OR 97355

REQUIREMENT REPORT:	2019-2020 ACTUAL	2020-2021 ACTUAL	2021-2022 ADOPTED	2021-2022 ADOPTED FTE	2022-2023 PROPOSED	2022-2023 PROPOSED FTE	2022-2023 APPROVED	2022-2023 ADOPTED	2022-2023 ADOPTED FTE
FUND 100-GENERAL FUND									
2543-Care and Upkeep of Grounds Svcs									
124-Temporary-Classified	\$ 11,746	\$ -	\$ -	-	\$ 10,585	-	\$ 10,585	\$ 10,585	-
133-Extra Duty - Classified	\$ -	\$ 31	\$ -	-	\$ -	-	\$ -	\$ -	-
210-PERS	\$ 3,504	\$ 10	\$ -	-	\$ 2,511	-	\$ 2,511	\$ 2,511	-
220-Social Security Administration	\$ 899	\$ 2	\$ -	-	\$ 810	-	\$ 810	\$ 810	-
231-Worker's Compensation	\$ 424	\$ 1	\$ -	-	\$ 261	-	\$ 261	\$ 261	-
235-PFMLI	\$ -	\$ -	\$ -	-	\$ 2	-	\$ 2	\$ 2	-
389-Other Non-Instructional Prof & Tech	\$ 150,000	\$ 150,000	\$ 150,000	-	\$ 155,000	-	\$ 155,000	\$ 155,000	-
410-Consumable Supplies	\$ -	\$ -	\$ 3,000	-	\$ 5,000	-	\$ 5,000	\$ 5,000	-
2543-Total Requirements	\$ 166,572	\$ 150,045	\$ 153,000	-	\$ 174,169	-	\$ 174,169	\$ 174,169	-

LEBANON COMMUNITY SCHOOL DISTRICT 9

PROGRAM BUDGET INFORMATION

ADOPTED 2022-2023

FUND: 100

FUNCTION: 2544

PROGRAM: Maintenance

1. Program Description:

Expenditures for activities concerned with maintenance of the total district's physical plant, including repair and replacement of facilities and equipment.

2. Personnel Data:

6.50 Classified FTE
1.00 Managerial Classified FTE

3. Funding Source:

4. Budgetary Notes:

Maintenance

100 Salaries	420,825
200 Associated PR Costs	254,702
300 Purchased Services	235,500
400 Supplies & Materials	196,500
500 Capital Outlay	45,000
600 Other	10,000
TOTAL	1,162,527

LEBANON COMMUNITY SCHOOL DISTRICT 9

485 S 5th St, Lebanon, OR 97355

REQUIREMENT REPORT:	2019-2020 ACTUAL	2020-2021 ACTUAL	2021-2022 ADOPTED	2021-2022 ADOPTED FTE	2022-2023 PROPOSED	2022-2023 PROPOSED FTE	2022-2023 APPROVED	2022-2023 ADOPTED	2022-2023 ADOPTED FTE
FUND 100-GENERAL FUND									
2544-Maintenance									
112-Classified Salaries	\$ 284,361	\$ 308,150	\$ 322,621	6.50	\$ 328,495	6.50	\$ 328,495	\$ 328,495	6.50
114-Managerial Classified	\$ 54,580	\$ 69,089	\$ 70,997	1.00	\$ 75,946	1.00	\$ 75,946	\$ 75,946	1.00
124-Temporary - Classified (At-Will Contract)	\$ 4,095	\$ 5,085	\$ -	-	\$ -	-	\$ -	\$ -	-
127-Student Helper Salaries	\$ -	\$ -	\$ -	-	\$ 5,205	-	\$ 5,205	\$ 5,205	-
131-Extra Duty Classified	\$ -	\$ -	\$ -	-	\$ -	-	\$ -	\$ -	-
132-Comp Time	\$ 11,826	\$ 5,128	\$ 13,511	-	\$ 5,225	-	\$ 5,225	\$ 5,225	-
133-Extra Duty - Classified	\$ -	\$ 9,966	\$ -	-	\$ -	-	\$ -	\$ -	-
135-Vacation Payoff	\$ 1,328	\$ -	\$ 1,570	-	\$ 1,455	-	\$ 1,455	\$ 1,455	-
154-Stipend - Admin	\$ -	\$ -	\$ -	-	\$ 2,000	-	\$ 2,000	\$ 2,000	-
156-Stipend - Classified	\$ -	\$ -	\$ -	-	\$ 2,500	-	\$ 2,500	\$ 2,500	-
210-PERS	\$ 108,801	\$ 132,504	\$ 119,772	-	\$ 126,011	-	\$ 126,011	\$ 126,011	-
220-Social Security Administration	\$ 26,233	\$ 28,996	\$ 29,031	-	\$ 31,795	-	\$ 31,795	\$ 31,795	-
231-Worker's Compensation	\$ 11,092	\$ 9,505	\$ 9,571	-	\$ 9,165	-	\$ 9,165	\$ 9,165	-
235-PFMLI	\$ -	\$ -	\$ 748	-	\$ 822	-	\$ 822	\$ 822	-
241-Administrator Insurance	\$ 13,329	\$ 14,364	\$ 15,516	-	\$ 16,323	-	\$ 16,323	\$ 16,323	-
242-Licensed Insurance	\$ 1,173	\$ -	\$ -	-	\$ -	-	\$ -	\$ -	-
243-Classified Insurance	\$ 62,445	\$ 71,396	\$ 75,987	-	\$ 70,585	-	\$ 70,585	\$ 70,585	-
322-Repairs & Maintenance Svcs	\$ 164,588	\$ 147,084	\$ 202,500	-	\$ 200,000	-	\$ 200,000	\$ 200,000	-
323-Radio Service	\$ 3,954	\$ -	\$ 4,000	-	\$ 2,500	-	\$ 2,500	\$ 2,500	-
324-Rentals	\$ 2,843	\$ 4,226	\$ 3,000	-	\$ 2,500	-	\$ 2,500	\$ 2,500	-
329-Other Property Svcs	\$ 445	\$ -	\$ -	-	\$ -	-	\$ -	\$ -	-
340-Travel	\$ 2,833	\$ 764	\$ 5,000	-	\$ 5,000	-	\$ 5,000	\$ 5,000	-
348-Staff Tuition	\$ 2,340	\$ 2,032	\$ 2,000	-	\$ 2,500	-	\$ 2,500	\$ 2,500	-
351-Telephone	\$ 6,329	\$ 8,615	\$ 7,500	-	\$ 12,500	-	\$ 12,500	\$ 12,500	-
353-Postage	\$ 26	\$ 8	\$ 100	-	\$ 250	-	\$ 250	\$ 250	-
355-Printing and Binding	\$ -	\$ -	\$ 100	-	\$ 250	-	\$ 250	\$ 250	-
389-Other Non-Instructional Prof & Tech	\$ 8,036	\$ 10,661	\$ 25,000	-	\$ 10,000	-	\$ 10,000	\$ 10,000	-
391-Physical Exams, Drivers	\$ -	\$ -	\$ -	-	\$ -	-	\$ -	\$ -	-
406-Gas, Oil, Lube	\$ 17,090	\$ 18,776	\$ 20,000	-	\$ 25,000	-	\$ 25,000	\$ 25,000	-
410-Consumable Supplies & Materials	\$ 131,092	\$ 140,381	\$ 101,000	-	\$ 125,000	-	\$ 125,000	\$ 125,000	-
413-Vehicle Repair Parts	\$ -	\$ 1,101	\$ 500	-	\$ 1,500	-	\$ 1,500	\$ 1,500	-
460-Non-Consumable Items	\$ 41,802	\$ 3,857	\$ 30,000	-	\$ 25,000	-	\$ 25,000	\$ 25,000	-
470-Computer Software	\$ 17,451	\$ 10,758	\$ 15,000	-	\$ 20,000	-	\$ 20,000	\$ 20,000	-
520-Buildings Acquisition	\$ 5,496	\$ 8,884	\$ 25,000	-	\$ 25,000	-	\$ 25,000	\$ 25,000	-
540-Depreciable Equipment	\$ 21,148	\$ -	\$ 20,000	-	\$ -	-	\$ -	\$ -	-
541-Initial and Additional Equipment	\$ 7,561	\$ 62,046	\$ 10,000	-	\$ 10,000	-	\$ 10,000	\$ 10,000	-
542-Replacement Equipment Purchase	\$ 16,323	\$ 13,214	\$ -	-	\$ 10,000	-	\$ 10,000	\$ 10,000	-
640-Dues & Fees	\$ 8,018	\$ 5,007	\$ 3,000	-	\$ 2,000	-	\$ 2,000	\$ 2,000	-
650-Insurance & Judgments	\$ 4,701	\$ 1,500	\$ 5,000	-	\$ 7,500	-	\$ 7,500	\$ 7,500	-
670-Taxes and Licensed	\$ 123	\$ -	\$ 500	-	\$ 500	-	\$ 500	\$ 500	-
2544-Total Requirements	\$ 1,041,461	\$ 1,093,096	\$ 1,138,524	7.50	\$ 1,162,527	7.50	\$ 1,162,527	\$ 1,162,527	7.50

LEBANON COMMUNITY SCHOOL DISTRICT 9 PROGRAM BUDGET INFORMATION

ADOPTED 2022-2023

FUND: 100
FUNCTION: 2548
PROGRAM: Land Lab

Land Lab

100 Salaries	0
200 Associated PR Costs	0
300 Purchased Services	0
400 Supplies & Materials	0
600 Other	0
TOTAL	0

1. Program Description:

Activities concerned with maintaining the Vocational Agriculture teaching facility, comprised of a greenhouse and other Ag-related projects.

2. Personnel Data:

3. Funding Source:

4. Budgetary Notes:

LEBANON COMMUNITY SCHOOL DISTRICT 9

485 S 5th St, Lebanon, OR 97355

REQUIREMENT REPORT:	2019-2020 ACTUAL	2020-2021 ACTUAL	2021-2022 ADOPTED	2021-2022 ADOPTED FTE	2022-2023 PROPOSED	2022-2023 PROPOSED FTE	2022-2023 APPROVED	2022-2023 ADOPTED	2022-2023 ADOPTED FTE
FUND 100-GENERAL FUND									
2548-Land Lab									
127-Student Helper Salaries	\$ 5,100	\$ 9,420	\$ -	-	\$ -	-	\$ -	-	-
220-Social Security Administration	\$ 99	\$ 134	\$ -	-	\$ -	-	\$ -	-	-
231-Worker's Compensation	\$ 185	\$ 262	\$ -	-	\$ -	-	\$ -	-	-
325-Electricity	\$ 3,686	\$ -	\$ -	-	\$ -	-	\$ -	-	-
326-Fuel	\$ 1,089	\$ -	\$ -	-	\$ -	-	\$ -	-	-
328-Garbage	\$ 927	\$ -	\$ -	-	\$ -	-	\$ -	-	-
351-Telephone	\$ 352	\$ -	\$ -	-	\$ -	-	\$ -	-	-
406-Gas, Oil, Lube	\$ -	\$ -	\$ -	-	\$ -	-	\$ -	-	-
410-Consumable Supplies & Materials	\$ -	\$ -	\$ -	-	\$ -	-	\$ -	-	-
640-Dues & Fees	\$ -	\$ -	\$ -	-	\$ -	-	\$ -	-	-
670-Taxes and Licenses	\$ 97	\$ 103	\$ -	-	\$ -	-	\$ -	-	-
2548-Total Requirements	\$ 11,535	\$ 9,919	\$ -	-	\$ -	-	\$ -	-	-

LEBANON COMMUNITY SCHOOL DISTRICT 9

PROGRAM BUDGET INFORMATION

ADOPTED 2022-2023

FUND: 100

FUNCTION: 2550

PROGRAM: Student Transportation Services

1. Program Description:

Activities concerned with the transportation of students between home and school, as provided by state law, including trips to school activities.

2. Personnel Data:

18.53 Classified FTE
1.00 Managerial FTE

3. Funding Source:

4. Budgetary Notes:

Transportation for students on IEPs counts towards maintenance of effort

Student Transportation Services

100 Salaries	665,375
200 Associated PR Costs	585,357
300 Purchased Services	222,190
400 Supplies & Materials	347,000
500 Capital Outlay	0
600 Other	49,000
TOTAL	1,868,922

LEBANON COMMUNITY SCHOOL DISTRICT 9

485 S 5th St, Lebanon, OR 97355

REQUIREMENT REPORT:	2019-2020 ACTUAL	2020-2021 ACTUAL	2021-2022 ADOPTED	2021-2022 ADOPTED FTE	2022-2023 PROPOSED	2022-2023 PROPOSED FTE	2022-2023 APPROVED	2022-2023 ADOPTED	2022-2023 ADOPTED FTE
FUND 100-GENERAL FUND									
2550-Student Transportation Svcs									
112-Classified Salaries	\$ 536,068	\$ 556,535	\$ 620,084	21.47	\$ 555,365	18.53	\$ 555,365	\$ 555,365	18.53
114-Managerial-Classified	\$ 63,839	\$ 67,088	\$ 68,997	1.00	\$ 71,784	1.00	\$ 71,784	\$ 71,784	1.00
122-Substitutes-Classified	\$ 4,840	\$ -	\$ -	-	\$ -	-	\$ -	\$ -	-
127-Student Helper Salaries	\$ 822	\$ -	\$ -	-	\$ -	-	\$ -	\$ -	-
131-Extra Duty Classified	\$ 44,329	\$ (5,000)	\$ -	-	\$ -	-	\$ -	\$ -	-
132-Comp Time	\$ 2,810	\$ 2,419	\$ 5,000	-	\$ 136	-	\$ 136	\$ 136	-
133-Extra Duty	\$ 86,481	\$ 65,717	\$ 85,450	-	\$ 31,320	-	\$ 31,320	\$ 31,320	-
135-Vacation Payoff	\$ 1,247	\$ -	\$ 1,570	-	\$ 1,375	-	\$ 1,375	\$ 1,375	-
142-Meal Reimbursement	\$ 1,327	\$ 395	\$ 2,000	-	\$ 396	-	\$ 396	\$ 396	-
156-Stipend - Classified	\$ -	\$ -	\$ -	-	\$ 5,000	-	\$ 5,000	\$ 5,000	-
210-PERS	\$ 234,520	\$ 223,203	\$ 217,315	-	\$ 198,524	-	\$ 198,524	\$ 198,524	-
220-Social Security Administration	\$ 53,136	\$ 49,588	\$ 51,406	-	\$ 50,901	-	\$ 50,901	\$ 50,901	-
231-Worker's Compensation	\$ 32,223	\$ 22,720	\$ 22,105	-	\$ 21,700	-	\$ 21,700	\$ 21,700	-
235-PFMLI	\$ -	\$ -	\$ 1,355	-	\$ 1,684	-	\$ 1,684	\$ 1,684	-
241-Administrator Insurance	\$ 14,362	\$ 14,364	\$ 15,516	-	\$ 16,310	-	\$ 16,310	\$ 16,310	-
243-Classified Insurance	\$ 257,894	\$ 242,292	\$ 268,541	-	\$ 296,237	-	\$ 296,237	\$ 296,237	-
322-Repairs & Maintenance Svcs	\$ 20,449	\$ 4,379	\$ 17,000	-	\$ 40,000	-	\$ 40,000	\$ 40,000	-
323-Radio Service	\$ -	\$ 11,054	\$ 11,000	-	\$ 2,000	-	\$ 2,000	\$ 2,000	-
324-Rentals	\$ 1,808	\$ 2,301	\$ 4,500	-	\$ 2,500	-	\$ 2,500	\$ 2,500	-
330-Reimbursement of Student Travel	\$ 6,816	\$ 6,518	\$ 8,000	-	\$ 9,000	-	\$ 9,000	\$ 9,000	-
331-Reimbursable Student Transportation	\$ 18,894	\$ 29,959	\$ 26,300	-	\$ 150,190	-	\$ 150,190	\$ 150,190	-
332-Non-Reimbursable Student Transportation	\$ 201	\$ -	\$ -	-	\$ -	-	\$ -	\$ -	-
340-Travel	\$ 6,367	\$ 3,747	\$ 8,000	-	\$ 11,000	-	\$ 11,000	\$ 11,000	-
346-Meals/Transportation	\$ 236	\$ -	\$ 350	-	\$ -	-	\$ -	\$ -	-
353-Postage	\$ 155	\$ 62	\$ 350	-	\$ 250	-	\$ 250	\$ 250	-
355-Printing & Binding	\$ -	\$ -	\$ 250	-	\$ 250	-	\$ 250	\$ 250	-
389-Other Non-Instructional Prof & Tech	\$ -	\$ -	\$ 250	-	\$ 500	-	\$ 500	\$ 500	-
391-Physical Exams, Drivers	\$ 3,840	\$ 3,875	\$ 3,500	-	\$ 4,000	-	\$ 4,000	\$ 4,000	-
392-Drug Tests, Drivers	\$ 925	\$ 1,495	\$ 3,000	-	\$ 2,500	-	\$ 2,500	\$ 2,500	-
406-Gas, Oil, Lube	\$ 104,295	\$ 82,291	\$ 169,500	-	\$ 220,000	-	\$ 220,000	\$ 220,000	-
410-Consumable Supplies & Materials	\$ 3,655	\$ 2,731	\$ 6,000	-	\$ 12,000	-	\$ 12,000	\$ 12,000	-
413-Vehicle Repair Parts	\$ 35,691	\$ 21,631	\$ 50,000	-	\$ 60,000	-	\$ 60,000	\$ 60,000	-
414-Bus Garage Operation	\$ 28,125	\$ 11,512	\$ 25,000	-	\$ 25,000	-	\$ 25,000	\$ 25,000	-
440-Periodicals	\$ 5	\$ -	\$ 50	-	\$ -	-	\$ -	\$ -	-
460-Non-Consumable Items	\$ 589	\$ -	\$ 1,500	-	\$ 1,500	-	\$ 1,500	\$ 1,500	-
470-Computer Software	\$ -	\$ 1,800	\$ 6,000	-	\$ 27,000	-	\$ 27,000	\$ 27,000	-
480-Computer Hardware	\$ -	\$ -	\$ -	-	\$ 1,500	-	\$ 1,500	\$ 1,500	-
542-Replacement Equipment Purchases	\$ 18,799	\$ -	\$ 20,000	-	\$ -	-	\$ -	\$ -	-
640-Dues & Fees	\$ 8,105	\$ 5,270	\$ 6,500	-	\$ 6,500	-	\$ 6,500	\$ 6,500	-
650-Insurance & Judgments	\$ 33,392	\$ -	\$ 38,000	-	\$ 42,500	-	\$ 42,500	\$ 42,500	-
653-Property Insurance Premiums	\$ -	\$ 36,472	\$ -	-	\$ -	-	\$ -	\$ -	-
2550-Total Requirements	\$ 1,626,242	\$ 1,464,418	\$ 1,764,389	22.47	\$ 1,868,922	19.53	\$ 1,868,922	\$ 1,868,922	19.53

LEBANON COMMUNITY SCHOOL DISTRICT 9

PROGRAM BUDGET INFORMATION

ADOPTED 2022-2023

FUND: 100

FUNCTION: 2573

PROGRAM: Warehousing and Distributing Services

Warehousing and Distributing Services

100 Salaries	13,781
200 Associated PR Costs	8,109
300 Purchased Services	
400 Supplies & Materials	3,000
600 Other	0
TOTAL	24,890

1. Program Description:

The operation of the systemwide activities of receiving, storing, and distributing supplies, furniture, equipment, materials, and mail. This function includes courier services.

2. Personnel Data:

0.37 Classified FTE

3. Funding Source:

4. Budgetary Notes:

LEBANON COMMUNITY SCHOOL DISTRICT 9

485 S 5th St, Lebanon, OR 97355

REQUIREMENT REPORT:	2019-2020 ACTUAL	2020-2021 ACTUAL	2021-2022 ADOPTED	2021-2022 ADOPTED FTE	2022-2023 PROPOSED	2022-2023 PROPOSED FTE	2022-2023 APPROVED	2022-2023 ADOPTED	2022-2023 ADOPTED FTE
FUND 100-GENERAL FUND									
2573-Warehousing and Distributing Svcs									
112-Classified Salaries	\$ 13,615	\$ 7,023	\$ 12,279	0.37	\$ 13,222	0.37	\$ 13,222	\$ 13,222	0.37
131-Extra Duty Classified	\$ 196	\$ 2,282	\$ -	-	\$ 558	-	\$ 558	\$ 558	-
133-Extra Duty	\$ 378	\$ -	\$ -	-	\$ -	-	\$ -	\$ -	-
210-PERS	\$ 3,161	\$ 1,787	\$ 1,317	-	\$ 4,096	-	\$ 4,096	\$ 4,096	-
220-Social Security Administration	\$ 1,055	\$ 672	\$ 906	-	\$ 1,054	-	\$ 1,054	\$ 1,054	-
231-Worker's Compensation	\$ 722	\$ 356	\$ 469	-	\$ 490	-	\$ 490	\$ 490	-
235-PFMLI	\$ -	\$ -	\$ 41	-	\$ 32	-	\$ 32	\$ 32	-
243-Classified Insurance	\$ 779	\$ 2,140	\$ 2,322	-	\$ 2,437	-	\$ 2,437	\$ 2,437	-
406-Gas, Oil, Lube	\$ 1,419	\$ 2,132	\$ 2,500	-	\$ 3,000	-	\$ 3,000	\$ 3,000	-
410-Consumable Supplies & Materials	\$ -	\$ -	\$ -	-	\$ -	-	\$ -	\$ -	-
2573-Total Requirements	\$ 21,324	\$ 16,392	\$ 19,833	0.37	\$ 24,890	0.37	\$ 24,890	\$ 24,890	0.37

LEBANON COMMUNITY SCHOOL DISTRICT 9 PROGRAM BUDGET INFORMATION

ADOPTED 2022-2023

FUND: 100

FUNCTION: 2630-2632

PROGRAM: Internal Information Services

Internal Information Services

100 Salaries	122,100
200 Associated PR Costs	62,724
300 Purchased Services	5000
400 Supplies & Materials	2500
600 Other	
TOTAL	192,324

1. Program Description:

Activities concerned with writing, editing, and providing administrative information to students and staff.

2. Personnel Data:

1.00 Administration FTE

3. Funding Source:

4. Budgetary Notes:

LEBANON COMMUNITY SCHOOL DISTRICT 9

485 S 5th St, Lebanon, OR 97355

REQUIREMENT REPORT:	2019-2020 ACTUAL	2020-2021 ACTUAL	2021-2022 ADOPTED	2021-2022 ADOPTED FTE	2022-2023 PROPOSED	2022-2023 PROPOSED FTE	2022-2023 APPROVED	2022-2023 ADOPTED	2022-2023 ADOPTED FTE
FUND 100-GENERAL FUND									
2630-Information Services									
113-Administrators	\$ 455	\$ 17,396	\$ 54,335	0.50	\$ 116,600	1.00	\$ 116,600	\$ 116,600	1.00
124-Temporary Classified	\$ 8,678	\$ -	\$ -	-	\$ -	-	\$ -	\$ -	-
145-Admin Travel Stipend	\$ -	\$ -	\$ -	-	\$ 5,500	-	\$ 5,500	\$ 5,500	-
210-PERS	\$ 2,425	\$ 7,173	\$ 16,148	-	\$ 36,288	-	\$ 36,288	\$ 36,288	-
220-Social Security Administration	\$ 699	\$ 1,287	\$ 4,157	-	\$ 9,341	-	\$ 9,341	\$ 9,341	-
231-Worker's Compensation	\$ 47	\$ 60	\$ 193	-	\$ 401	-	\$ 401	\$ 401	-
235-PFMLI	\$ -	\$ -	\$ 109	-	\$ 244	-	\$ 244	\$ 244	-
241-Administrator Insurance	\$ -	\$ 1,822	\$ 7,865	-	\$ 16,450	-	\$ 16,450	\$ 16,450	-
389-Other Non-Instructional Prof & Tech	\$ -	\$ -	\$ -	-	\$ 5,000	-	\$ 5,000	\$ 5,000	-
410-Consumable Supplies & Materials	\$ -	\$ -	\$ -	-	\$ 2,500	-	\$ 2,500	\$ 2,500	-
2630-Total Requirements	\$ 12,304	\$ 27,738	\$ 82,807	0.50	\$ 192,324	1.00	\$ 192,324	\$ 192,324	1.00
FUND 100-GENERAL FUND									
2632-Internal Information Svcs									
112-Classified Salaries	\$ 34,115	\$ -	\$ -	-	\$ -	-	\$ -	\$ -	-
131-Extra Duty Classified	\$ -	\$ -	\$ -	-	\$ -	-	\$ -	\$ -	-
133-Extra Duty	\$ 50	\$ -	\$ -	-	\$ -	-	\$ -	\$ -	-
210-PERS	\$ 11,134	\$ -	\$ -	-	\$ -	-	\$ -	\$ -	-
220-Social Security Administration	\$ 2,490	\$ -	\$ -	-	\$ -	-	\$ -	\$ -	-
231-Worker's Compensation	\$ 183	\$ -	\$ -	-	\$ -	-	\$ -	\$ -	-
243-Classified Insurance	\$ 11,766	\$ -	\$ -	-	\$ -	-	\$ -	\$ -	-
353-Postage	\$ 4,738	\$ -	\$ -	-	\$ -	-	\$ -	\$ -	-
410-Consumable Supplies & Materials	\$ 329	\$ -	\$ -	-	\$ -	-	\$ -	\$ -	-
460-Non-Consumable Items	\$ -	\$ -	\$ -	-	\$ -	-	\$ -	\$ -	-
2632-Total Requirements	\$ 64,804	\$ -	\$ -	-	\$ -	-	\$ -	\$ -	-

LEBANON COMMUNITY SCHOOL DISTRICT 9

PROGRAM BUDGET INFORMATION

ADOPTED 2022-2023

FUND: 100

FUNCTION: 2640-2642

PROGRAM: Staff Services, Recruitment and Replacement Services

Staff Services, Recruitment and Replacement Services

100 Salaries	301,636
200 Associated PR Costs	186,467
300 Purchased Services	96,750
400 Supplies & Materials	46,250
600 Other	8,000
TOTAL	639,103

1. Program Description:

Activities concerned with employing and assigning personnel for the district

2. Personnel Data:

1.00 Managerial-Classified
3.00 Salaries Confidential-General

3. Funding Source:

4. Budgetary Notes:

Includes Software licenses for: Powerschools, Time and Attendance Software, Teachpoint, HelpCounter.

LEBANON COMMUNITY SCHOOL DISTRICT 9

485 S 5th St, Lebanon, OR 97355

REQUIREMENT REPORT:	2019-2020 ACTUAL	2020-2021 ACTUAL	2021-2022 ADOPTED	2021-2022 ADOPTED FTE	2022-2023 PROPOSED	2022-2023 PROPOSED FTE	2022-2023 APPROVED	2022-2023 ADOPTED	2022-2023 ADOPTED FTE
FUND 100-GENERAL FUND									
2640-Staff Services									
156-Stipend - Classified	\$ -	\$ 11,200	\$ -	-	\$ -	-	\$ -	\$ -	-
210-PERS	\$ -	\$ 3,851	\$ -	-	\$ -	-	\$ -	\$ -	-
220-Social Security Administration	\$ -	\$ 857	\$ -	-	\$ -	-	\$ -	\$ -	-
231-Worker's Compensation	\$ -	\$ 55	\$ -	-	\$ -	-	\$ -	\$ -	-
389-Other Non-Instructional Prof and Technical	\$ -	\$ 7,290	\$ -	-	\$ -	-	\$ -	\$ -	-
2640-Total Requirements	\$ -	\$ 23,252	\$ -	-	\$ -	-	\$ -	\$ -	-
FUND 100-GENERAL FUND									
2642-Recruitment and Placement Svcs									
112-Classified Salaries	\$ 51,912	\$ 31,621	\$ 43,848	1.00	\$ -	-	\$ -	\$ -	-
114-Manual-Managerial-Classified	\$ 97,197	\$ 102,063	\$ 106,895	1.00	\$ 113,687	1.00	\$ 113,687	\$ 113,687	1.00
119-Salaries Confidential-General	\$ 52,717	\$ 73,734	\$ 109,610	2.00	\$ 181,034	3.00	\$ 181,034	\$ 181,034	3.00
132-Comp Time	\$ 626	\$ -	\$ -	-	\$ -	-	\$ -	\$ -	-
133-Extra Duty	\$ 25	\$ -	\$ 25,500	-	\$ -	-	\$ -	\$ -	-
135-Vacation Payoff	\$ 2,733	\$ 4,312	\$ 4,000	-	\$ 5,643	-	\$ 5,643	\$ 5,643	-
136-Mentor/Buddy	\$ -	\$ -	\$ -	-	\$ 772	-	\$ 772	\$ 772	-
156-Stipend - Classified	\$ -	\$ -	\$ -	-	\$ 500	-	\$ 500	\$ 500	-
210-PERS	\$ 75,211	\$ 77,249	\$ 85,227	-	\$ 97,079	-	\$ 97,079	\$ 97,079	-
220-Social Security Administration	\$ 14,731	\$ 15,145	\$ 19,035	-	\$ 22,620	-	\$ 22,620	\$ 22,620	-
231-Worker's Compensation	\$ 1,065	\$ 776	\$ 793	-	\$ 1,001	-	\$ 1,001	\$ 1,001	-
235-PFMLI	\$ -	\$ -	\$ 405	-	\$ 612	-	\$ 612	\$ 612	-
241-Administrator Insurance	\$ 14,463	\$ 14,489	\$ 15,626	-	\$ 16,441	-	\$ 16,441	\$ 16,441	-
243-Classified Insurance	\$ 16,474	\$ 9,409	\$ 15,275	-	\$ -	-	\$ -	\$ -	-
244-Confidential Employee Insurance	\$ 14,364	\$ 20,328	\$ 30,986	-	\$ 48,715	-	\$ 48,715	\$ 48,715	-
340-Travel	\$ 2,733	\$ 2,119	\$ 7,500	-	\$ 10,000	-	\$ 10,000	\$ 10,000	-
348-Staff Tuition	\$ -	\$ -	\$ -	-	\$ 70,000	-	\$ 70,000	\$ 70,000	-
351-Telephone	\$ -	\$ -	\$ -	-	\$ 250	-	\$ 250	\$ 250	-
353-Postage	\$ 462	\$ 451	\$ 300	-	\$ 500	-	\$ 500	\$ 500	-
354-Advertising	\$ -	\$ 60	\$ -	-	\$ -	-	\$ -	\$ -	-
382-Legal Services	\$ 47	\$ -	\$ -	-	\$ -	-	\$ -	\$ -	-
389-Other Non-Instructional Professional Service	\$ 6,375	\$ -	\$ 500	-	\$ 7,000	-	\$ 7,000	\$ 7,000	-
394-Sub Calling Svcs	\$ 8,730	\$ -	\$ 7,500	-	\$ 7,500	-	\$ 7,500	\$ 7,500	-
396-Criminal History Checks	\$ 2,668	\$ 359	\$ 3,500	-	\$ 500	-	\$ 500	\$ 500	-
398-Fingerprinting	\$ 4,276	\$ 358	\$ 1,000	-	\$ 1,000	-	\$ 1,000	\$ 1,000	-
410-Consumable Supplies & Materials	\$ 4,976	\$ 4,950	\$ 6,500	-	\$ 6,500	-	\$ 6,500	\$ 6,500	-
440-Periodicals	\$ 180	\$ -	\$ 200	-	\$ 250	-	\$ 250	\$ 250	-
460-Non-Consumable Items	\$ -	\$ -	\$ 3,000	-	\$ -	-	\$ -	\$ -	-
470-Computer Software	\$ 16,243	\$ 37,430	\$ 35,000	-	\$ 38,000	-	\$ 38,000	\$ 38,000	-
480-Computer Hardware	\$ -	\$ 800	\$ 1,000	-	\$ 1,500	-	\$ 1,500	\$ 1,500	-
640-Dues & Fees	\$ 2,451	\$ 4,132	\$ 4,000	-	\$ 8,000	-	\$ 8,000	\$ 8,000	-
2642-Total Requirements	\$ 390,659	\$ 399,785	\$ 527,199	4.00	\$ 639,103	4.00	\$ 639,103	\$ 639,103	4.00

LEBANON COMMUNITY SCHOOL DISTRICT 9 PROGRAM BUDGET INFORMATION

ADOPTED 2022-2023

FUND: 100
FUNCTION: 2645
PROGRAM: Staff Health Services

1. Program Description:

ADOPTED 2022-2023

2. Personnel Data:

3. Funding Source:

4. Budgetary Notes:

Includes pre-employment physicals and required CPR/First Aid classes for staff.

Staff Health Services

100 Salaries	620
200 Associated PR Costs	87
300 Purchased Services	4,000
400 Supplies & Materials	2,000
600 Other	0
TOTAL	6,707

LEBANON COMMUNITY SCHOOL DISTRICT 9

485 S 5th St, Lebanon, OR 97355

REQUIREMENT REPORT:	2019-2020 ACTUAL	2020-2021 ACTUAL	2021-2022 ADOPTED	2021-2022 ADOPTED FTE	2022-2023 PROPOSED	2022-2023 PROPOSED FTE	2022-2023 APPROVED	2022-2023 ADOPTED	2022-2023 ADOPTED FTE
FUND 100-GENERAL FUND									
2645-Staff Health Svcs									
122-Substitutes-Classified	\$ 270	\$ -	\$ -	-	\$ -	-	\$ -	\$ -	-
124-Temporary-Classified (At Will Contract	\$ 105	\$ 783	\$ 481	-	\$ 501	-	\$ 501	\$ 501	-
131-Extra Duty - Licensed	\$ 52	\$ -	\$ -	-	\$ -	-	\$ -	\$ -	-
133-Extra Duty - Classified	\$ 58	\$ -	\$ -	-	\$ 119	-	\$ 119	\$ 119	-
210-PERS	\$ 27	\$ -	\$ -	-	\$ 37	-	\$ 37	\$ 37	-
220-Social Security Administration	\$ 34	\$ 60	\$ 37	-	\$ 47	-	\$ 47	\$ 47	-
231-Worker's Compensation	\$ 3	\$ 3	\$ 2	-	\$ 2	-	\$ 2	\$ 2	-
235-PFMLI	\$ -	\$ -	\$ -	-	\$ 0	-	\$ 0	\$ 0	-
340-Travel	\$ 39	\$ -	\$ -	-	\$ -	-	\$ -	\$ -	-
391-Physical Exams, Drivers	\$ 1,740	\$ 2,555	\$ 2,000	-	\$ 4,000	-	\$ 4,000	\$ 4,000	-
395-Classified Subs	\$ 8	\$ -	\$ -	-	\$ -	-	\$ -	\$ -	-
410-Consumable Supplies & Materials	\$ 2,933	\$ 2,276	\$ 2,000	-	\$ 2,000	-	\$ 2,000	\$ 2,000	-
640-Dues & Fees	\$ -	\$ -	\$ -	-	\$ -	-	\$ -	\$ -	-
2645-Total Requirements	\$ 5,269	\$ 5,677	\$ 4,519	-	\$ 6,707	-	\$ 6,707	\$ 6,707	-

LEBANON COMMUNITY SCHOOL DISTRICT 9

PROGRAM BUDGET INFORMATION

ADOPTED 2022-2023

FUND: 100

FUNCTION: 2649

PROGRAM: Other Staff Services

Other Staff Services

100 Salaries	0
200 Associated PR Costs	0
300 Purchased Services	0
400 Supplies & Materials	0
600 Other	0
TOTAL	0

1. Program Description:

Staff services which cannot be classified under other functions. Includes expenditures incurred by the District to be billed to other agencies.

2. Personnel Data:

Licensed FTE
Classified FTE

3. Funding Source:

4. Budgetary Notes:

Historical information only

LEBANON COMMUNITY SCHOOL DISTRICT 9

485 S 5th St, Lebanon, OR 97355

REQUIREMENT REPORT:	2019-2020 ACTUAL	2020-2021 ACTUAL	2021-2022 ADOPTED	2021-2022 ADOPTED FTE	2022-2023 PROPOSED	2022-2023 PROPOSED FTE	2022-2023 APPROVED	2022-2023 ADOPTED	2022-2023 ADOPTED FTE
FUND 100-GENERAL FUND									
2649-Other Staff Svcs	\$ -	\$ -	\$ -	-	\$ -	-	\$ -	-	-
121-Substitutes-Licensed	\$ 209	\$ -	\$ -	-	\$ -	-	\$ -	-	-
131-Extra Duty - Licensed	\$ -	\$ -	\$ -	-	\$ -	-	\$ -	-	-
133-Extra Duty - Classified	\$ 74	\$ -	\$ -	-	\$ -	-	\$ -	-	-
210-PERS	\$ 16	\$ -	\$ -	-	\$ -	-	\$ -	-	-
220-Social Security Administration	\$ 1	\$ -	\$ -	-	\$ -	-	\$ -	-	-
231-Worker's Compensation	\$ -	\$ -	\$ -	-	\$ -	-	\$ -	-	-
332-Non-reimbursable Student Transportation	\$ -	\$ -	\$ -	-	\$ -	-	\$ -	-	-
340-Travel	\$ -	\$ -	\$ -	-	\$ -	-	\$ -	-	-
389-Other Non-Instructional Professional Services	\$ 673	\$ 620	\$ -	-	\$ -	-	\$ -	-	-
390-Other General Professional Services	\$ -	\$ -	\$ -	-	\$ -	-	\$ -	-	-
395-Classified Subs	\$ -	\$ -	\$ -	-	\$ -	-	\$ -	-	-
399-Licensed Subs	\$ -	\$ -	\$ -	-	\$ -	-	\$ -	-	-
410-Consumable Supplies & Materials	\$ -	\$ -	\$ -	-	\$ -	-	\$ -	-	-
2649-Total Requirements	\$ 973	\$ 620	\$ -	-	\$ -	-	\$ -	-	-

LEBANON COMMUNITY SCHOOL DISTRICT 9 PROGRAM BUDGET INFORMATION

ADOPTED 2022-2023

FUND: 100

FUNCTION: 2660

PROGRAM: Technology Services

Technology Services

100 Salaries	277,589
200 Associated PR Costs	140,142
300 Purchased Services	111,000
400 Supplies & Materials	245,000
600 Other	1,000
TOTAL	774,731

1. Program Description:

Activities concerned with all aspects of Technology which includes Computing and Data Processing Services such as networking and telecommunications costs like telephones. Use for major administrative technology expenditures as well as repair of administrative technology, central networking.

2. Personnel Data:

1.00 Licensed FTE
2.00 Managerial Classified FTE

3. Funding Source:

4. Budgetary Notes:

Accounts Receivable Module and Warehouse/Central Receiving Module provided through Tier 1 Resolution Services from LBL ESD
Internet Service Provider-Bandwidth minus ISP E-Rate Credit contracted through LBL ESD.

LEBANON COMMUNITY SCHOOL DISTRICT 9

485 S 5th St, Lebanon, OR 97355

REQUIREMENT REPORT:	2019-2020 ACTUAL	2020-2021 ACTUAL	2021-2022 ADOPTED	2021-2022 ADOPTED FTE	2022-2023 PROPOSED	2022-2023 PROPOSED FTE	2022-2023 APPROVED	2022-2023 ADOPTED	2022-2023 ADOPTED FTE
FUND 100-GENERAL FUND									
2660-Technology Svcs									
112-Classified Salaries	\$ 155,349	\$ 159,306	\$ 167,589	2.00	\$ 46,166	1.00	\$ 46,166	\$ 46,166	1.00
114-Managerial-Classified	\$ -	\$ -	\$ -	-	\$ 194,838	2.00	\$ 194,838	\$ 194,838	2.00
122-Substitutes-Classified	\$ 14,267	\$ -	\$ -	-	\$ -	-	\$ -	\$ -	-
127-Student Helper Salaries	\$ 4,118	\$ 2,419	\$ 1,428	-	\$ 2,389	-	\$ 2,389	\$ 2,389	-
131-Extra Duty Classified	\$ 14,796	\$ -	\$ -	-	\$ -	-	\$ -	\$ -	-
132-Comp Time	\$ 19,123	\$ 23,335	\$ 17,788	-	\$ -	-	\$ -	\$ -	-
133-Extra Duty	\$ 1,730	\$ 37,081	\$ 25,796	-	\$ 26,179	-	\$ 26,179	\$ 26,179	-
135-Vacation Payoff	\$ -	\$ -	\$ -	-	\$ 3,733	-	\$ 3,733	\$ 3,733	-
143-Cell Phone Stipend	\$ 1,080	\$ 1,080	\$ 1,080	-	\$ 450	-	\$ 450	\$ 450	-
156-Stipend - Classified	\$ -	\$ -	\$ -	-	\$ 3,835	-	\$ 3,835	\$ 3,835	-
210-PERS	\$ 64,930	\$ 68,376	\$ 60,994	-	\$ 78,331	-	\$ 78,331	\$ 78,331	-
220-Social Security Administration	\$ 15,662	\$ 16,509	\$ 15,900	-	\$ 21,091	-	\$ 21,091	\$ 21,091	-
231-Worker's Compensation	\$ 1,095	\$ 830	\$ 787	-	\$ 949	-	\$ 949	\$ 949	-
235-PFMLI	\$ -	\$ -	\$ 322	-	\$ 514	-	\$ 514	\$ 514	-
241-Administrator Insurance	\$ -	\$ -	\$ -	-	\$ 32,010	-	\$ 32,010	\$ 32,010	-
243-Classified Insurance	\$ 28,219	\$ 28,219	\$ 30,608	-	\$ 7,247	-	\$ 7,247	\$ 7,247	-
247-TSA	\$ -	\$ -	\$ -	-	\$ -	-	\$ -	\$ -	-
316-Data Processing Services	\$ -	\$ 2,947	\$ 3,000	-	\$ 5,000	-	\$ 5,000	\$ 5,000	-
318-Professional and Improvement	\$ -	\$ 13,914	\$ 15,000	-	\$ 5,000	-	\$ 5,000	\$ 5,000	-
319-Other Instructional, Professional	\$ 26	\$ 409	\$ 500	-	\$ 1,000	-	\$ 1,000	\$ 1,000	-
322-Repairs & Maintenance Svcs	\$ -	\$ 120	\$ 250	-	\$ 2,500	-	\$ 2,500	\$ 2,500	-
324-Rentals	\$ -	\$ -	\$ -	-	\$ -	-	\$ -	\$ -	-
340-Travel	\$ 553	\$ 352	\$ 3,000	-	\$ 3,000	-	\$ 3,000	\$ 3,000	-
351-Telephone	\$ -	\$ 2,619	\$ 1,750	-	\$ 12,000	-	\$ 12,000	\$ 12,000	-
353-Postage	\$ 31	\$ 537	\$ 500	-	\$ 500	-	\$ 500	\$ 500	-
386-Data Processing Svcs	\$ 53,211	\$ 48,264	\$ 57,500	-	\$ 57,000	-	\$ 57,000	\$ 57,000	-
389-Other Non-Instructional Prof & Tech	\$ 40,037	\$ 16,233	\$ 25,000	-	\$ 25,000	-	\$ 25,000	\$ 25,000	-
410-Consumable Supplies & Materials	\$ 37,290	\$ 73,943	\$ 30,000	-	\$ 75,000	-	\$ 75,000	\$ 75,000	-
440-Periodicals	\$ -	\$ -	\$ 50	-	\$ -	-	\$ -	\$ -	-
460-Non-Consumable Items	\$ 8,819	\$ 7,101	\$ 20,000	-	\$ 10,000	-	\$ 10,000	\$ 10,000	-
470-Computer Software	\$ 38,417	\$ 97,090	\$ 75,000	-	\$ 90,000	-	\$ 90,000	\$ 90,000	-
480-Computer Hardware	\$ 135,895	\$ 231,727	\$ 125,000	-	\$ 70,000	-	\$ 70,000	\$ 70,000	-
541-Initial and Additional Equipment	\$ -	\$ -	\$ -	-	\$ -	-	\$ -	\$ -	-
550-Depreciable Technology	\$ 10,000	\$ -	\$ -	-	\$ -	-	\$ -	\$ -	-
640-Dues & Fees	\$ 300	\$ 376	\$ 450	-	\$ 1,000	-	\$ 1,000	\$ 1,000	-
2660-Total Requirements	\$ 644,949	\$ 832,786	\$ 679,293	2.00	\$ 774,731	3.00	\$ 774,731	\$ 774,731	3.00

LEBANON COMMUNITY SCHOOL DISTRICT 9 PROGRAM BUDGET INFORMATION

ADOPTED 2022-2023

FUND: 100

FUNCTION: 2680

PROGRAM: Interpretation and Translation Services

1. Program Description:

Language and interpretation services not related to the acquisition of the English Language.
Used for services in support of a family or community member.

2. Personnel Data:

- Classified Salaries

3. Funding Source:

4. Budgetary Notes:

Bilingual Family Liaison

Interpretation and Translation Services

100 Salaries	0
200 Associated PR Costs	0
300 Purchased Services	0
400 Supplies & Materials	0
600 Other	0
TOTAL	0

LEBANON COMMUNITY SCHOOL DISTRICT 9

485 S 5th St, Lebanon, OR 97355

REQUIREMENT REPORT:	2019-2020 ACTUAL	2020-2021 ACTUAL	2021-2022 ADOPTED	2021-2022 ADOPTED FTE	2022-2023 PROPOSED	2022-2023 PROPOSED FTE	2022-2023 APPROVED	2022-2023 ADOPTED	2022-2023 ADOPTED FTE
FUND 100-GENERAL FUND									
2680-Interpretation and Translation Svcs									
112-Classified Salaries	\$ 3,000	\$ 1,500	\$ 1,500	-	\$ -	-	\$ -	\$ -	-
123-Temporary Licensed	\$ -	\$ -	\$ -	-	\$ -	-	\$ -	\$ -	-
131-Extra Duty Classified	\$ 71	\$ -	\$ -	-	\$ -	-	\$ -	\$ -	-
156-Stipend - Classified	\$ -	\$ 1,500	\$ 1,500	-	\$ -	-	\$ -	\$ -	-
210-PERS	\$ 962	\$ 977	\$ 892	-	\$ -	-	\$ -	\$ -	-
220-Social Security Administration	\$ 201	\$ 202	\$ 200	-	\$ -	-	\$ -	\$ -	-
231-Worker's Compensation	\$ 16	\$ 12	\$ 12	-	\$ -	-	\$ -	\$ -	-
235-PFMLI	\$ -	\$ -	\$ 6	-	\$ -	-	\$ -	\$ -	-
242-Licensed Insurance	\$ -	\$ -	\$ -	-	\$ -	-	\$ -	\$ -	-
243-Classified Insurance	\$ -	\$ -	\$ -	-	\$ -	-	\$ -	\$ -	-
389-Other Non-Instructional Prof & Tech	\$ -	\$ -	\$ 500	-	\$ -	-	\$ -	\$ -	-
2680-Total Requirements	\$ 4,250	\$ 4,191	\$ 4,610	-	\$ -	-	\$ -	\$ -	-

LEBANON COMMUNITY SCHOOL DISTRICT 9

PROGRAM BUDGET INFORMATION

ADOPTED 2022-2023

FUND: 100

FUNCTION: 2700

PROGRAM: Supplemental Retirement Programs

1. Program Description:

Costs associated with a supplemental retirement program provided to both current and prior employees by the district.

2. Personnel Data:

3. Funding Source:

4. Budgetary Notes:

Retirement stipends and insurance premiums required by the District's negotiated contracts.

Supplemental Retirement Programs

100 Salaries	0
200 Associated PR Costs	0
300 Purchased Services	0
400 Supplies & Materials	0
600 Other	0
TOTAL	0

LEBANON COMMUNITY SCHOOL DISTRICT 9

485 S 5th St, Lebanon, OR 97355

REQUIREMENT REPORT:	2019-2020 ACTUAL	2020-2021 ACTUAL	2021-2022 ADOPTED	2021-2022 ADOPTED FTE	2022-2023 PROPOSED	2022-2023 PROPOSED FTE	2022-2023 APPROVED	2022-2023 ADOPTED	2022-2023 ADOPTED FTE
FUND 100-GENERAL FUND									
2700-Supplemental Retirement Program									
116-Supplemental Retirement Stipends	\$ 79,649	\$ 121,275	\$ 120,000	-	\$ -	-	\$ -	\$ -	-
220-Social Security Administration	\$ 6,093	\$ 9,278	\$ 9,180	-	\$ -	-	\$ -	\$ -	-
231-Worker's Compensation	\$ -	\$ -	\$ -	-	\$ -	-	\$ -	\$ -	-
235-PFMLI	\$ -	\$ -	\$ 320	-	\$ -	-	\$ -	\$ -	-
245-Retiree Insurance	\$ 79,466	\$ 44,849	\$ 120,000		\$ -	-	\$ -	\$ -	-
2700-Total Requirements	\$ 165,208	\$ 175,402	\$ 249,500	-	\$ -	-	\$ -	\$ -	-

LEBANON COMMUNITY SCHOOL DISTRICT 9 PROGRAM BUDGET INFORMATION

ADOPTED 2022-2023

FUND: 100

FUNCTION: 3100

PROGRAM: Nutrition Services

Nutrition Services

100 Salaries	1,260
200 Associated PR Costs	31
300 Purchased Services	0
400 Supplies & Materials	0
600 Other	0
TOTAL	1,291

1. Program Description:

Food Services Activites concerned with providing food to students and staff in a school or district. This service area includes the preparation and serving of regular and incidental meals, lunches or snacks in connection with school activites, and the delivery of food.

2. Personnel Data:

Student Helper Salaries, no FTE.

3. Funding Source:

4. Budgetary Notes:

LEBANON COMMUNITY SCHOOL DISTRICT 9

485 S 5th St, Lebanon, OR 97355

REQUIREMENT REPORT:	2019-2020 ACTUAL	2020-2021 ACTUAL	2021-2022 ADOPTED	2021-2022 ADOPTED FTE	2022-2023 PROPOSED	2022-2023 PROPOSED FTE	2022-2023 APPROVED	2022-2023 ADOPTED	2022-2023 ADOPTED FTE
FUND 100-GENERAL FUND									
3100-Food Services									
127-Student Helper Salaries	\$ -	\$ -	\$ -	-	\$ 1,260	-	\$ 1,260	\$ 1,260	-
220-Social Security Administration	\$ -	\$ -	\$ -	-	\$ -	-	\$ -	\$ -	-
231-Worker's Compensation	\$ -	\$ -	\$ -	-	\$ 30	-	\$ 30	\$ 30	-
235-PFMLI	\$ -	\$ -	\$ -	-	\$ 1	-	\$ 1	\$ 1	-
245-Retiree Insurance	\$ -	\$ -	\$ -	-	\$ -	-	\$ -	\$ -	-
3100-Total Requirements	\$ -	\$ -	\$ -	-	\$ 1,291	-	\$ 1,291	\$ 1,291	-

LEBANON COMMUNITY SCHOOL DISTRICT 9

PROGRAM BUDGET INFORMATION

ADOPTED 2022-2023

FUND: 100

FUNCTION: 5200

PROGRAM: Transfers of Funds

Transfers of Funds

100 Salaries	0
200 Associated PR Costs	0
300 Purchased Services	0
400 Supplies & Materials	0
700 Fund Modifications	2,284,000
TOTAL	2,284,000

1. Program Description:

These are transactions which withdraw money from one fund and place it in another without recourse.

2. Personnel Data:

3. Funding Source:

4. Budgetary Notes/Transfers to:

Fund 230 Bus Replacement Fund
Fund 232 Classroom Furniture Fund
Fund 240 Textbook Adoption Fund
Fund 272 Capital improvement Fund
Fund 274 Technology Fund
Fund 277 Track & Turf Replacement Fund
Fund 286 High School Athletics Fund
Fund 296 Nutrition Fund
Fund 295 Music/Band Replacement Fund
Fund 530 Vocational House Fund
Fund 601 Unemployment Insurance Fund

LEBANON COMMUNITY SCHOOL DISTRICT 9

485 S 5th St, Lebanon, OR 97355

REQUIREMENT REPORT:	2019-2020 ACTUAL	2020-2021 ACTUAL	2021-2022 ADOPTED	2021-2022 ADOPTED FTE	2022-2023 PROPOSED	2022-2023 PROPOSED FTE	2022-2023 APPROVED	2022-2023 ADOPTED	2022-2023 ADOPTED FTE
FUND 100-GENERAL FUND									
5200-Transfers of Funds									
707-Transfer to Vocational House Fund	\$ -	\$ 93,000	\$ 250,000	-	\$ 450,000	-	\$ 450,000	\$ 450,000	-
710-Transfer to Technology Fund	\$ -	\$ 80,000	\$ 100,000	-	\$ 100,000	-	\$ 100,000	\$ 100,000	-
711-Transfer to Classroom Furniture Fund	\$ -	\$ 10,000	\$ 35,000	-	\$ 35,000	-	\$ 35,000	\$ 35,000	-
712-Transfer to Textbook Fund	\$ 400,000	\$ 200,000	\$ 350,000	-	\$ 550,000	-	\$ 550,000	\$ 550,000	-
713-Transfer to Capital Improvement Fund	\$ -	\$ 200,000	\$ 300,000	-	\$ 50,000	-	\$ 50,000	\$ 50,000	-
714-Transfer to Track & Turf Fund	\$ 10,000	\$ -	\$ -	-	\$ -	-	\$ -	\$ -	-
715-Transfer to Athletic Fund	\$ 450,000	\$ 475,000	\$ 475,000	-	\$ 475,000	-	\$ 475,000	\$ 475,000	-
716-Transfer to Bus Replacement	\$ 150,000	\$ 225,000	\$ 225,000	-	\$ 225,000	-	\$ 225,000	\$ 225,000	-
717-Transfer to Unemployment Fund	\$ 25,000	\$ 227,000	\$ -	-	\$ -	-	\$ -	\$ -	-
718-Transfer to PERS Reserve Fund	\$ -	\$ 450,000	\$ 300,000	-	\$ 154,000	-	\$ 154,000	\$ 154,000	-
719-Transfer to Food Svcs Fund	\$ 100,000	\$ 120,000	\$ 224,446	-	\$ 225,000	-	\$ 225,000	\$ 225,000	-
720-Transfer to Music/Band Replacement Fund	\$ -	\$ 20,000	\$ 20,000	-	\$ 20,000	-	\$ 20,000	\$ 20,000	-
730-Transfer to Debt Service Fund	\$ 50,000	\$ -	\$ -	-	\$ -	-	\$ -	\$ -	-
5200-Total Requirements	\$ 1,185,000	\$ 2,100,000	\$ 2,279,446	-	\$ 2,284,000	-	\$ 2,284,000	\$ 2,284,000	-

LEBANON COMMUNITY SCHOOL DISTRICT 9 PROGRAM BUDGET INFORMATION

ADOPTED 2022-2023

FUND: 100

FUNCTION: 6110

PROGRAM: Operating Contingency

Operating Contingency

100 Salaries	0
200 Associated PR Costs	0
300 Purchased Services	0
400 Supplies & Materials	0
800 Planned Reserve	100,000
TOTAL	100,000

1. Program Description:

Budgeted amount to be transferred by school board resolution to the proper expenditure code.

2. Personnel Data:

3. Funding Source:

4. Budgetary Notes:

LEBANON COMMUNITY SCHOOL DISTRICT 9

485 S 5th St, Lebanon, OR 97355

REQUIREMENT REPORT:	2019-2020 ACTUAL	2020-2021 ACTUAL	2021-2022 ADOPTED	2021-2022 ADOPTED FTE	2022-2023 PROPOSED	2022-2023 PROPOSED FTE	2022-2023 APPROVED	2022-2023 ADOPTED	2022-2023 ADOPTED FTE
FUND 100-GENERAL FUND									
6110-Operating Contingency									
810-Planned Reserve	\$ -	\$ -	\$ 100,000	-	\$ 100,000	-	\$ 100,000	\$ 100,000	-
6110-Total Requirements	\$ -	\$ -	\$ 100,000	-	\$ 100,000	-	\$ 100,000	\$ 100,000	-

LEBANON COMMUNITY SCHOOL DISTRICT 9 PROGRAM BUDGET INFORMATION

ADOPTED 2022-2023

FUND: 100

FUNCTION: 7000

PROGRAM: Unappropriated Ending Fund Balance

Unappropriated Ending Fund Balance

100 Salaries	0
200 Associated PR Costs	0
300 Purchased Services	0
400 Supplies & Materials	0
800 Reserved for Next Year	2,900,000
TOTAL	2,900,000

1. Program Description:

An estimate of funds needed to maintain operations of the school district from July 1 of the ensuing fiscal year and the time when sufficient new revenues become available to meet cash flow needs of the fund. No expenditure shall be made from the unappropriated ending fund balance in the year in which it is budgeted.

2. Personnel Data:

3. Funding Source:

4. Budgetary Notes:

LEBANON COMMUNITY SCHOOL DISTRICT 9

485 S 5th St, Lebanon, OR 97355

REQUIREMENT REPORT:	2019-2020 ACTUAL	2020-2021 ACTUAL	2021-2022 ADOPTED	2021-2022 ADOPTED FTE	2022-2023 PROPOSED	2022-2023 PROPOSED FTE	2022-2023 APPROVED	2022-2023 ADOPTED	2022-2023 ADOPTED FTE
FUND 100-GENERAL FUND									
7000-Unappropriated Ending Fund Balance									
820-Unappropriated Ending Fund Balance	\$ 4,063,208	\$ 6,205,654	\$ 2,900,000	-	\$ 2,900,000	-	\$ 2,900,000	\$ 2,900,000	-
7000-Total Requirements	\$ 4,063,208	\$ 6,205,654	\$ 2,900,000	-	\$ 2,900,000	-	\$ 2,900,000	\$ 2,900,000	-

FUND 100-GENERAL FUND Total	\$ 45,951,108	\$ 48,965,493	\$ 50,295,315	454.49	\$ 51,785,998	460.20	\$ 51,785,998	\$ 51,785,998	460.20
------------------------------------	----------------------	----------------------	----------------------	---------------	----------------------	---------------	----------------------	----------------------	---------------

THIS PAGE INTENTIONALLY LEFT BLANK

THIS PAGE INTENTIONALLY LEFT BLANK

200 Fund – Special Revenue Funds

Special Revenue Funds account for the proceeds of specific revenue sources (other than expendable trusts or major capital projects) that are legally restricted to expenditure for specified purposes. Some examples of special revenue funds might include: restricted state or federal grants in aid; restricted tax levies. A separate fund may be used for each restricted source or one fund may be used, supplemented by the dimension project/reporting code; e.g., bus replacement fund. Food Service and Student Body Funds should be classified here.

Special Revenue Funds

202	Vision Screening	278	TITLE III - ELL Consortium
205	SB1149	279	Student Activity Fund
207	National Writing Project Green Acres	281	Linn County Safe Schools Project/YST
214	NIKE, Inc Grant	282	Teen Parenting Grant
221	ESSA Student Support/Enrichment	286	ATHLETICS - HS & MS
222	SSAE Title IV-A	287	DHS INTEGRATION PROJECT
225	ESSA Foster Transportation	289	High School Success
228	TITLE I-A	290	CTE Revitalization
230	Bus Replacement Fund	291	Farm To School Education
232	Classroom Furniture Fund	293	PERKINS GRANT
233	OEA Choice Wellness Grant	294	HB 2444-OR FFA Summer Teacher Contracts
234	ESSER	295	Band - Music Replacement
235	Nutrition Services Gardening	297	Fresh Fruits & Vegetables
240	Textbook Adoption Fund	298	Farm to School Grant
243	MISCELLANEOUS GRANTS	299	NUTRITION SERVICES (Old fund 296)
245	MTSS LEA Coaches	701	District Office Hospitality Fund
248	YTP - Youth Transition Program	901	GEER Grant
250	Special Revenue Funds - Non-Fed	902	ESSER II
251	SIA	903	ESSER III
252	High School Success - M98	904	Summer Learning Grants
254	OEA Educator Health & Wellbeing	905	Summer KPI - Early Learning Hub
257	IDEA Part B §619	906	Emergency Connectivity Fund
259	IDEA PART B §611	907	ARP-HCY II
264	TAP - Asbestos Assessment	950	After School At Risk Meals and Snacks
271	TITLE IIA - Teacher Quality	951	Early Indicator and Intervention Systems (EIS)
272	Capital Projects Fund	997	Farm To School Procurement Grant
273	OUTDOOR SCHOOL	998	Farm to School Competitive
274	Technology Fund	999	PERS RESERVE

LEBANON COMMUNITY SCHOOL DISTRICT 9

485 S 5th St, Lebanon, OR 97355

SPECIAL REVENUE RESOURCES

RESOURCES REPORT:	2019-2020 ACTUAL	2020-2021 ACTUAL	2021-2022 ADOPTED	2021-2022 ADOPTED FTE	2022-2023 PROPOSED	2022-2023 PROPOSED FTE	2022-2023 APPROVED	2022-2023 ADOPTED	2022-2023 ADOPTED FTE
SPECIAL REVENUE FUNDS									
Local									
1130-Construction Excise Tax	\$ -	\$ 80,732	\$ 75,000	-	\$ 450,000	-	\$ 450,000	\$ 450,000	-
1510-Interest on Investments	\$ 14,013	\$ 8,301	\$ 9,000	-	\$ 5,000	-	\$ 5,000	\$ 5,000	-
1612-Food Service Daily Sales (Lunch)	\$ 73,367	\$ 1,125	\$ 500	-	\$ 7,500	-	\$ 7,500	\$ 7,500	-
1710-Extracurricular (Admissions)	\$ 39,267	\$ 724	\$ 50,000	-	\$ 40,000	-	\$ 40,000	\$ 40,000	-
1743-Extracurricular (Fees)	\$ 58,157	\$ 3,958	\$ 85,000	-	\$ 65,000	-	\$ 65,000	\$ 65,000	-
1760-Club Fund Raising	\$ 525,175	\$ 150,002	\$ 750,000	-	\$ 550,000	-	\$ 550,000	\$ 550,000	-
1920-Contributions and Donations	\$ 162,032	\$ 62,509	\$ 64,500	-	\$ 66,550	-	\$ 66,550	\$ 66,550	-
1990-Miscellaneous	\$ 241,355	\$ 109,299	\$ 12,000	-	\$ 235,000	-	\$ 235,000	\$ 235,000	-
1992-Nutrition Cateringf	\$ 8,238	\$ 867	\$ 3,000	-	\$ 1,000	-	\$ 1,000	\$ 1,000	-
1994-E-Rate Reimbursements	\$ 46,496	\$ -	\$ -	-	\$ -	-	\$ -	\$ -	-
Local Total	\$ 1,168,098	\$ 417,517	\$ 1,049,000	-	\$ 1,420,050	-	\$ 1,420,050	\$ 1,420,050	-
Intermediate									
2199-Other Intermediate Sources	\$ -	\$ -	\$ 86,000	-	\$ 92,375	-	\$ 92,375	\$ 92,375	-
2200-Restricted Revenue	\$ 39,153	\$ 99,095	\$ 96,758	-	\$ 64,040	-	\$ 64,040	\$ 64,040	-
Intermediate Total	\$ 39,153	\$ 99,095	\$ 182,758	-	\$ 156,415	-	\$ 156,415	\$ 156,415	-
State									
3299-Other Restricted Grants-in-Aid	\$ 1,357,417	\$ 2,347,970	\$ 5,792,000	-	\$ 5,727,519	-	\$ 5,727,519	\$ 5,727,519	-
State Total	\$ 1,357,417	\$ 2,347,970	\$ 5,792,000	-	\$ 5,727,519	-	\$ 5,727,519	\$ 5,727,519	-
Federal									
4500-Restricted Revenue	\$ 2,265,551	\$ 3,865,288	\$ 14,701,074	-	\$ 11,613,791	-	\$ 11,613,791	\$ 11,613,791	-
4503-Fresh Fruit and Vegetables	\$ 33,167	\$ 35,169	\$ 40,000	-	\$ 35,300	-	\$ 35,300	\$ 35,300	-
4504-Summer Lunch Program	\$ 309,402	\$ 1,152,244	\$ 60,000	-	\$ 65,000	-	\$ 65,000	\$ 65,000	-
4505-School Nutrition (NSL)	\$ 641,285	\$ -	\$ 1,040,992	-	\$ 1,100,000	-	\$ 1,100,000	\$ 1,100,000	-
4506-School Lunch Program (Breakfast)	\$ 406,271	\$ -	\$ 431,615	-	\$ 425,000	-	\$ 425,000	\$ 425,000	-
4507-School Lunch Program (Supper)	\$ 26,100	\$ 282,660	\$ 40,000	-	\$ 15,000	-	\$ 15,000	\$ 15,000	-
4508-School Lunch Program (Cash in Lieu)	\$ 1,818	\$ 19,730	\$ 2,500	-	\$ 1,000	-	\$ 1,000	\$ 1,000	-
4700-Grants-in-Aid	\$ 118,811	\$ 205,635	\$ 145,402	-	\$ 121,627	-	\$ 121,627	\$ 121,627	-
4901-Donated Commodities	\$ 169,157	\$ 138,807	\$ 123,151	-	\$ 125,000	-	\$ 125,000	\$ 125,000	-
Federal Total	\$ 3,971,561	\$ 5,699,533	\$ 16,584,734	-	\$ 13,501,718	-	\$ 13,501,718	\$ 13,501,718	-
Transfers									
5200-Transfers of Funds	\$ 1,110,000	\$ 1,780,000	\$ 2,029,446	-	\$ 1,834,000	-	\$ 1,834,000	\$ 1,834,000	-
Transfer Total	\$ 1,110,000	\$ 1,780,000	\$ 2,029,446	-	\$ 1,834,000	-	\$ 1,834,000	\$ 1,834,000	-
Beginning Fund Balance									
5400-Resources - Beginning Fund Balance	\$ 4,485,560	\$ 3,769,947	\$ 3,819,633	-	\$ 4,902,966	-	\$ 4,902,966	\$ 4,902,966	-
Beginning Fund Balance Total	\$ 4,485,560	\$ 3,769,947	\$ 3,819,633	-	\$ 4,902,966	-	\$ 4,902,966	\$ 4,902,966	-
TOTAL RESOURCES	\$ 12,131,789	\$ 14,114,062	\$ 29,457,570	-	\$ 27,542,668	-	\$ 27,542,668	\$ 27,542,668	-

LEBANON COMMUNITY SCHOOL DISTRICT 9

485 S 5th.St, Lebanon, OR 97355

SPECIAL REVENUE BY FUNCTION

REQUIREMENT REPORT:	2019-2020 ACTUAL	2020-2021 ACTUAL	2021-2022 ADOPTED	2021-2022 ADOPTED FTE	2022-2023 PROPOSED	2022-2023 PROPOSED FTE	2022-2023 APPROVED	2022-2023 ADOPTED	2022-2023 ADOPTED FTE
SPECIAL REVENUE FUNDS									
1111-Primary, K-3	\$ 160,825	\$ 1,172,294	\$ 2,858,783	49.25	\$ 2,693,858	43.01	\$ 2,693,858	\$ 2,693,858	43.01
1113-Elementary Extra-Curricular	\$ 96,397	\$ 16,581	\$ 97,750	-	\$ 97,750	-	\$ 97,750	\$ 97,750	-
1121-Middle/Junior High Programs	\$ 114,606	\$ 540,214	\$ 1,656,682	16.63	\$ 512,446	4.00	\$ 512,446	\$ 512,446	4.00
1122-Middle/Junior High School Extra-Curr	\$ 98,591	\$ 28,185	\$ 114,350	-	\$ 131,819	-	\$ 131,819	\$ 131,819	-
1131-High School Programs	\$ 511,324	\$ 558,842	\$ 700,488	3.78	\$ 867,735	4.91	\$ 867,735	\$ 867,735	4.91
1132-High School Extra-Curricular	\$ 820,369	\$ 611,221	\$ 1,109,333	1.30	\$ 1,092,450	1.30	\$ 1,092,450	\$ 1,092,450	1.30
1220-Restr Prog for Students with Disabilities	\$ 1,016	\$ -	\$ -	-	\$ -	-	\$ -	\$ -	-
1250-Less Restr Prog for Students with Disab	\$ 618,067	\$ 643,054	\$ 928,411	11.63	\$ 822,202	10.53	\$ 822,202	\$ 822,202	10.53
1272-Title I	\$ 1,206,038	\$ 1,073,137	\$ 1,420,323	22.07	\$ 1,511,631	17.83	\$ 1,511,631	\$ 1,511,631	17.83
1280-Alternative Education	\$ 198,758	\$ 251,500	\$ 260,602	1.60	\$ 257,454	1.60	\$ 257,454	\$ 257,454	1.60
1288-Charter Schools	\$ -	\$ 166,280	\$ 186,653	-	\$ 565,511	-	\$ 565,511	\$ 565,511	-
1290-Designated Programs	\$ -	\$ -	\$ -	-	\$ -	-	\$ -	\$ -	-
1291-English Second Language Programs	\$ 37,682	\$ 45,612	\$ 133,216	1.91	\$ 150,582	1.91	\$ 150,582	\$ 150,582	1.91
1400-Summer School Programs	\$ 3,438	\$ 20,955	\$ 838,451	-	\$ 765,672	-	\$ 765,672	\$ 765,672	-
2110-Attendance and Social Work Services	\$ 222,865	\$ 165,218	\$ 204,495	3.19	\$ 422,368	5.22	\$ 422,368	\$ 422,368	5.22
2120-Guidance Services	\$ 198,720	\$ 100,925	\$ 165,497	1.00	\$ 261,650	2.50	\$ 261,650	\$ 261,650	2.50
2126-Placement Services	\$ 50,656	\$ 63,518	\$ 52,758	1.00	\$ 82,951	1.00	\$ 82,951	\$ 82,951	1.00
2130-Health Services	\$ -	\$ -	\$ -	-	\$ 12,738	-	\$ 12,738	\$ 12,738	-
2132-Medical Services	\$ -	\$ 5,727	\$ -	-	\$ -	-	\$ -	\$ -	-
2134-Nurse Services	\$ -	\$ -	\$ 1,000	-	\$ -	-	\$ -	\$ -	-
2135-Other Health Services	\$ -	\$ 57	\$ -	-	\$ -	-	\$ -	\$ -	-
2143-Psychological Counseling Services	\$ -	\$ 69	\$ -	-	\$ -	-	\$ -	\$ -	-
2144-Psychotherapy Services	\$ -	\$ 170,420	\$ 221,020	2.00	\$ 192,383	1.60	\$ 192,383	\$ 192,383	1.60
2150-Speech Path and Audiology Services	\$ 396	\$ -	\$ -	-	\$ -	-	\$ -	\$ -	-
2190-Service Direction, Student Support Svcs	\$ 134,179	\$ 147,725	\$ 155,514	1.37	\$ 167,092	1.25	\$ 167,092	\$ 167,092	1.25
2210-Improvement of Instruction Services	\$ 262,131	\$ 394,843	\$ 468,312	0.91	\$ 370,459	1.00	\$ 370,459	\$ 370,459	1.00
2220-Educational Media Services	\$ -	\$ 27,540	\$ -	-	\$ 10,000	-	\$ 10,000	\$ 10,000	-
2230-Assessment and Testing	\$ -	\$ 12,532	\$ -	-	\$ 109,716	-	\$ 109,716	\$ 109,716	-
2240-Instructional Staff Development	\$ 62,439	\$ 85,847	\$ 240,679	-	\$ -	-	\$ -	\$ -	-
2320-Executive Administration Services	\$ -	\$ -	\$ -	-	\$ 1,657	-	\$ 1,657	\$ 1,657	-
2321-Office of the Superintendent Services	\$ -	\$ -	\$ -	-	\$ 20,903	-	\$ 20,903	\$ 20,903	-
2410-Office of the Principal Services	\$ 12,852	\$ 148	\$ 780,309	6.00	\$ 964,670	8.25	\$ 964,670	\$ 964,670	8.25
2520-Fiscal Services	\$ 14,915	\$ 122,800	\$ 365,174	-	\$ 543,630	-	\$ 543,630	\$ 543,630	-
2540-Operation and Maintenance of Plant	\$ 74,436	\$ 209,469	\$ 110,000	-	\$ 110,000	-	\$ 110,000	\$ 110,000	-
2542-Care & Upkeep of Buildings Services	\$ -	\$ 5,530	\$ -	-	\$ 1,475	-	\$ 1,475	\$ 1,475	-
2544-Maintenance	\$ 5,838	\$ 8,820	\$ 100,000	-	\$ 2,044	-	\$ 2,044	\$ 2,044	-
2548-Land Lab	\$ -	\$ 206	\$ -	-	\$ -	-	\$ -	\$ -	-
2550-Student Transportation Services	\$ 474,606	\$ 337,008	\$ 384,767	0.13	\$ 407,100	-	\$ 407,100	\$ 407,100	-
2572-Purchasing Services	\$ 3,303	\$ -	\$ 35,000	-	\$ 40,000.00	-	\$ 40,000.00	\$ 40,000.00	-

LEBANON COMMUNITY SCHOOL DISTRICT 9

485 S 5th St, Lebanon, OR 97355

SPECIAL REVENUE BY FUNCTION

REQUIREMENT REPORT:	2019-2020 ACTUAL	2020-2021 ACTUAL	2021-2022 ADOPTED	2021-2022 ADOPTED FTE	2022-2023 PROPOSED	2022-2023 PROPOSED FTE	2022-2023 APPROVED	2022-2023 ADOPTED	2022-2023 ADOPTED FTE
SPECIAL REVENUE FUNDS									
2620-Planning Research, Development, Evaluation	\$ 15,643	\$ 25,040	\$ 26,273	0.34	\$ 19,109	0.34	\$ 19,109	\$ 19,109	0.34
2642-Recruitment & Placement Services	\$ -	\$ -	\$ -	-	\$ 1,297,950	-	\$ 1,297,950	\$ 1,297,950	-
2645-Staff Health Services	\$ 15,197	\$ 17,106	\$ 22,000	-	\$ 39,000	-	\$ 39,000	\$ 39,000	-
2660-Technology Services	\$ 24,050	\$ 233,362	\$ 477,000	-	\$ 405,155	-	\$ 405,155	\$ 405,155	-
2669-Other Technology Services	\$ -	\$ 1,528	\$ -	-	\$ -	-	\$ -	\$ -	-
2680-Interpretation and Translation Svcs	\$ 52,127	\$ 76,408	\$ 77,242	1.00	\$ 64,822	1.00	\$ 64,822	\$ 64,822	1.00
2700-Supplemental Retirement Program	\$ -	\$ -	\$ -	-	\$ 186,103	-	\$ 186,103	\$ 186,103	-
3100-Food Services	\$ 1,793,897	\$ 1,355,533	\$ 2,838,629	24.87	\$ 2,197,607	23.63	\$ 2,197,607	\$ 2,197,607	23.63
3102-Summer Food Service	\$ 94,723	\$ 405,398	\$ 90,965	0.20	\$ 98,690	0.88	\$ 98,690	\$ 98,690	0.88
3120-Food Preparation and Dispensing Services	\$ -	\$ 30,469	\$ -	-	\$ -	-	\$ -	\$ -	-
3130-Food Delivery Services	\$ -	\$ 51,873	\$ -	-	\$ 25,852	-	\$ 25,852	\$ 25,852	-
3300-Direction of Community Services Activities	\$ 38,462	\$ 37,308	\$ 68,263	-	\$ 12,670	-	\$ 12,670	\$ 12,670	-
4150-Building Acquisition\Construction\Improvement	\$ 93,295	\$ 314,216	\$ 5,215,000	-	\$ 5,400,000	-	\$ 5,400,000	\$ 5,400,000	-
5200-Transfers of Funds	\$ 850,000	\$ -	\$ 300,000	-	\$ 125,000	-	\$ 125,000	\$ 125,000	-
7000-Unappropriated Ending Fund Balance	\$ 3,769,948	\$ 4,579,544	\$ 6,752,633	-	\$ 4,480,765	-	\$ 4,480,765	\$ 4,480,765	-
TOTAL REQUIREMENTS	\$ 12,131,789	\$ 14,114,062	\$ 29,457,570	150.15	\$ 27,542,668	131.75	\$ 27,542,668	\$ 27,542,668	131.75

LEBANON COMMUNITY SCHOOL DISTRICT 9
485 S 5th St, Lebanon, OR 97355

SPECIAL REVENUE BY OBJECT

REQUIREMENT REPORT:	2019-2020 ACTUAL	2020-2021 ACTUAL	2021-2022 ADOPTED	2021-2022 ADOPTED FTE	2022-2023 PROPOSED	2022-2023 PROPOSED FTE	2022-2023 APPROVED	2022-2023 ADOPTED	2022-2023 ADOPTED FTE
SPECIAL REVENUE FUNDS									
Salaries									
111-Licensed Salaries	\$ 918,198	\$ 1,375,517	\$ 3,099,122	53.30	\$ 2,567,735	40.60	\$ 2,567,735	\$ 2,567,735	40.60
112-Classified Salaries	\$ 1,164,080	\$ 1,548,863	\$ 2,353,402	94.88	\$ 2,242,943	89.30	\$ 2,242,943	\$ 2,242,943	89.30
113-Administrators	\$ 110,465	\$ 117,132	\$ 119,316	0.97	\$ 163,523	0.85	\$ 163,523	\$ 163,523	0.85
114-Managerial-Classified	\$ 78,535	\$ 89,625	\$ 90,997	1.00	\$ 92,817	1.00	\$ 92,817	\$ 92,817	1.00
116-Supplemental Retirement Stipends	\$ -	\$ -	\$ -	-	\$ 120,000	-	\$ 120,000	\$ 120,000	-
121-Substitutes - Licensed	\$ -	\$ -	\$ -	-	\$ 295	-	\$ 295	\$ 295	-
122-Substitutes-Classified	\$ 630	\$ -	\$ -	-	\$ 493	-	\$ 493	\$ 493	-
123-Temporary-Licensed	\$ 15,731	\$ 28,179	\$ 21,525	-	\$ -	-	\$ -	\$ -	-
124-Temporary-Classified	\$ 14,430	\$ 21,757	\$ 12,412	-	\$ 14,125	-	\$ 14,125	\$ 14,125	-
125-Temporary-Administration (At-Will)	\$ -	\$ -	\$ -	-	\$ 28,800	-	\$ 28,800	\$ 28,800	-
127-Student Helper Salaries	\$ 4,524	\$ 417	\$ -	-	\$ 30,528	-	\$ 30,528	\$ 30,528	-
131-Extra Duty Classified	\$ 16,605	\$ 71,310	\$ 286,558	-	\$ 113,177	-	\$ 113,177	\$ 113,177	-
132-Comp Time	\$ 1,955	\$ 3,307	\$ -	-	\$ -	-	\$ -	\$ -	-
133-Extra Duty	\$ 116,808	\$ 42,612	\$ 277,557	-	\$ 82,138	-	\$ 82,138	\$ 82,138	-
135-Vacation Payoff	\$ 1,534	\$ -	\$ -	-	\$ 46,829	-	\$ 46,829	\$ 46,829	-
139-Game & Miscellaneous	\$ 6,821	\$ 4,175	\$ -	-	\$ 2,985	-	\$ 2,985	\$ 2,985	-
143-Stipend - Cell Phone	\$ -	\$ 600	\$ 300	-	\$ 480	-	\$ 480	\$ 480	-
145-Stipend - Admin Travel	\$ -	\$ -	\$ -	-	\$ 1,500	-	\$ 1,500	\$ 1,500	-
150-Stipend - Coaching/Athletics	\$ 230,505	\$ 194,623	\$ 234,000	-	\$ 228,567	-	\$ 228,567	\$ 228,567	-
151-Stipend - Club Advisor/Activities	\$ 6,843	\$ 24,800	\$ 46,600	-	\$ 4,500	-	\$ 4,500	\$ 4,500	-
152-Stipend - Summer School	\$ 40,410	\$ 5,131	\$ -	-	\$ 508,180	-	\$ 508,180	\$ 508,180	-
154-Stipend - Admin	\$ 1,500	\$ 10,652	\$ 3,000	-	\$ 40,500	-	\$ 40,500	\$ 40,500	-
155-Stipend - Licensed	\$ -	\$ 115,313	\$ 98,250	-	\$ 463,297	-	\$ 463,297	\$ 463,297	-
156-Stipend - Classified	\$ -	\$ 52,969	\$ 45,500	-	\$ 436,500	-	\$ 436,500	\$ 436,500	-
Salaries Total	\$ 2,729,576	\$ 3,706,983	\$ 6,688,539	150.15	\$ 7,189,913	131.75	\$ 7,189,913	\$ 7,189,913	131.75
Benefits									
210-PERS	\$ 886,534	\$ 1,165,425	\$ 1,939,053	-	\$ 2,137,609	-	\$ 2,137,609	\$ 2,137,609	-
220-Social Security Administration	\$ 199,485	\$ 267,162	\$ 485,680	-	\$ 515,662	-	\$ 515,662	\$ 515,662	-
231-Worker's Compensation	\$ 29,323	\$ 26,652	\$ 42,058	-	\$ 37,580	-	\$ 37,580	\$ 37,580	-
235-PFMLI	\$ -	\$ -	\$ 14,797	-	\$ 17,067	-	\$ 17,067	\$ 17,067	-
241-Administrator Insurance	\$ 22,719	\$ 23,022	\$ 22,642	-	\$ 16,703	-	\$ 16,703	\$ 16,703	-
242-Licensed Insurance	\$ 187,445	\$ 278,650	\$ 569,113	-	\$ 562,786	-	\$ 562,786	\$ 562,786	-
243-Classified Insurance	\$ 513,929	\$ 681,317	\$ 1,054,583	-	\$ 1,081,759	-	\$ 1,081,759	\$ 1,081,759	-
244-Confidential Employee Insurance	\$ -	\$ -	\$ -	-	\$ -	-	\$ -	\$ -	-
245-Retiree Insurance	\$ -	\$ -	\$ -	-	\$ 34,000	-	\$ 34,000	\$ 34,000	-
Benefits Total	\$ 1,839,434	\$ 2,442,227	\$ 4,127,924	-	\$ 4,403,167	-	\$ 4,403,167	\$ 4,403,167	-

LEBANON COMMUNITY SCHOOL DISTRICT 9
485 S 5th St, Lebanon, OR 97355

SPECIAL REVENUE BY OBJECT

REQUIREMENT REPORT:	2019-2020 ACTUAL	2020-2021 ACTUAL	2021-2022 ADOPTED	2021-2022 ADOPTED FTE	2022-2023 PROPOSED	2022-2023 PROPOSED FTE	2022-2023 APPROVED	2022-2023 ADOPTED	2022-2023 ADOPTED FTE
SPECIAL REVENUE FUNDS									
Purchased Svcs									
310-Instructional - Professional/Technical	\$ -	\$ 10,900	\$ 4,000	-	\$ -	-	\$ -	\$ -	-
311-Instruction Services	\$ 70,297	\$ 154,164	\$ 99,925	-	\$ 60,325	-	\$ 60,325	\$ 60,325	-
312-Instructional Programs Improvement Svcs	\$ 78,823	\$ 80,927	\$ 138,713	-	\$ 90,000	-	\$ 90,000	\$ 90,000	-
316-Data Processing Services	\$ -	\$ 14,467	\$ -	-	\$ -	-	\$ -	\$ -	-
321-Cleaning Service	\$ 613	\$ -	\$ 750	-	\$ 3,250	-	\$ 3,250	\$ 3,250	-
322-Repairs & Maintenance Svcs	\$ 23,753	\$ 727	\$ 70,000	-	\$ 92,124	-	\$ 92,124	\$ 92,124	-
324-Rentals	\$ 25,374	\$ 10,996	\$ 66,000	-	\$ 33,000	-	\$ 33,000	\$ 33,000	-
328-Garbage	\$ -	\$ -	\$ 5,000	-	\$ -	-	\$ -	\$ -	-
329-Other Property Services	\$ -	\$ 3,500	\$ 7,000	-	\$ -	-	\$ -	\$ -	-
331-Reimbursable Student Transportation	\$ 1,979	\$ -	\$ -	-	\$ -	-	\$ -	\$ -	-
332-Non-reimbursable Student Transportation	\$ 62,287	\$ 28,736	\$ 77,500	-	\$ 84,933	-	\$ 84,933	\$ 84,933	-
340-Travel	\$ 196,965	\$ 51,089	\$ 284,298	-	\$ 310,317	-	\$ 310,317	\$ 310,317	-
342-Travel, Out of District	\$ -	\$ -	\$ 150,000	-	\$ -	-	\$ -	\$ -	-
343-Travel, Student, Out of District	\$ 857	\$ -	\$ 500	-	\$ -	-	\$ -	\$ -	-
351-Telephone	\$ 512	\$ 560	\$ 800	-	\$ -	-	\$ -	\$ -	-
353-Postage	\$ 810	\$ 599	\$ 1,500	-	\$ 500	-	\$ 500	\$ 500	-
354-Advertising	\$ -	\$ -	\$ 500	-	\$ 500	-	\$ 500	\$ 500	-
355-Printing & Binding	\$ 29	\$ (1,783)	\$ 2,165	-	\$ 55,000	-	\$ 55,000	\$ 55,000	-
360-Charter School Payments	\$ -	\$ 74,004	\$ 186,653	-	\$ 200,000	-	\$ 200,000	\$ 200,000	-
374-Other Tuition	\$ 10,344	\$ 45,156	\$ -	-	\$ 10,000	-	\$ 10,000	\$ 10,000	-
380-Non-Instructional - Professional/Technical	\$ -	\$ 1,473	\$ -	-	\$ -	-	\$ -	\$ -	-
382-Legal Services	\$ -	\$ 150	\$ -	-	\$ -	-	\$ -	\$ -	-
383-Architect/Engineer Services	\$ 91,741	\$ -	\$ -	-	\$ -	-	\$ -	\$ -	-
386-Data Processing Svcs	\$ 258	\$ 5,673	\$ -	-	\$ -	-	\$ -	\$ -	-
389-Other Non-Instructional Services	\$ 96,775	\$ 57,893	\$ 167,091	-	\$ 76,926	-	\$ 76,926	\$ 76,926	-
390-Other General Professional Services	\$ 24,253	\$ -	\$ -	-	\$ 75,000	-	\$ 75,000	\$ 75,000	-
391-Physical Exams, Drivers	\$ 125	\$ 125	\$ -	-	\$ 25,000	-	\$ 25,000	\$ 25,000	-
392-Drug Tests, Drivers	\$ -	\$ 145	\$ -	-	\$ -	-	\$ -	\$ -	-
395-Classified Subs	\$ 36,770	\$ 16,426	\$ 55,783	-	\$ 62,300	-	\$ 62,300	\$ 62,300	-
399-Licensed Subs	\$ 27,920	\$ 16,306	\$ 13,359	-	\$ 12,670	-	\$ 12,670	\$ 12,670	-
Purchased Svcs Total	\$ 750,481	\$ 572,232	\$ 1,331,536	-	\$ 1,191,845	-	\$ 1,191,845	\$ 1,191,845	-
Supplies & Materials									
406-Gas, Oil, Lube	\$ 1,369	\$ 1,034	\$ 2,750	-	\$ 364	-	\$ 364	\$ 364	-
410-Consumable Supplies & Materials	\$ 506,099	\$ 424,997	\$ 1,214,750	-	\$ 1,324,210	-	\$ 1,324,210	\$ 1,324,210	-
411-Donated Commodities	\$ 169,157	\$ 138,807	\$ 124,701	-	\$ -	-	\$ -	\$ -	-
413-Vehicle Repair Parts	\$ -	\$ 0	\$ 2,500	-	\$ -	-	\$ -	\$ -	-
420-Textbooks	\$ 167,461	\$ 225,793	\$ 450,074	-	\$ 605,000	-	\$ 605,000	\$ 605,000	-
430-Library Books	\$ 7,733	\$ 17,979	\$ 8,250	-	\$ 18,250	-	\$ 18,250	\$ 18,250	-
440-Periodicals	\$ -	\$ 175	\$ 500	-	\$ -	-	\$ -	\$ -	-
450-Food	\$ 504,058	\$ 391,905	\$ 1,071,000	-	\$ 788,152	-	\$ 788,152	\$ 788,152	-
460-Non-Consumable Items	\$ 97,226	\$ 48,453	\$ 302,049	-	\$ 191,000	-	\$ 191,000	\$ 191,000	-
470-Computer Software	\$ 59,999	\$ 160,652	\$ 344,682	-	\$ 26,778	-	\$ 26,778	\$ 26,778	-
480-Computer Hardware	\$ 66,341	\$ 224,356	\$ 450,668	-	\$ 222,000	-	\$ 222,000	\$ 222,000	-
Supplies & Materials Total	\$ 1,579,442	\$ 1,634,151	\$ 3,971,924	-	\$ 3,175,754	-	\$ 3,175,754	\$ 3,175,754	-

LEBANON COMMUNITY SCHOOL DISTRICT 9
485 S 5th St, Lebanon, OR 97355

SPECIAL REVENUE BY OBJECT

REQUIREMENT REPORT:	2019-2020 ACTUAL	2020-2021 ACTUAL	2021-2022 ADOPTED	2021-2022 ADOPTED FTE	2022-2023 PROPOSED	2022-2023 PROPOSED FTE	2022-2023 APPROVED	2022-2023 ADOPTED	2022-2023 ADOPTED FTE
SPECIAL REVENUE FUNDS									
Capital Outlay									
520-Buildings Acquisition	\$ 16,653	\$ 212,217	\$ 4,176,000	-	\$ 4,600,000	-	\$ 4,600,000	\$ 4,600,000	-
530-Improvements Other than Buildings	\$ 24,818	\$ 310,227	\$ 539,000	-	\$ -	-	\$ -	\$ -	-
540-Depreciable Equipment	\$ 36,882	\$ 42,956	\$ 25,000	-	\$ 20,000	-	\$ 20,000	\$ 20,000	-
541-Initial and Additional Equipment	\$ -	\$ 30,953	\$ 550,000	-	\$ 850,000	-	\$ 850,000	\$ 850,000	-
542-Replacement Equipment	\$ -	\$ -	\$ -	-	\$ -	-	\$ -	\$ -	-
550-Depreciable Technology	\$ 23,560	\$ -	\$ 200,000	-	\$ 200,000	-	\$ 200,000	\$ 200,000	-
564-Bus & Capital Bus Improvements	\$ 404,347	\$ 296,833	\$ 300,000	-	\$ 300,000	-	\$ 300,000	\$ 300,000	-
Capital Outlay Total	\$ 506,261	\$ 893,187	\$ 5,790,000	-	\$ 5,970,000	-	\$ 5,970,000	\$ 5,970,000	-
Other Objects									
640-Dues & Fees	\$ 89,132	\$ 67,432	\$ 126,340	-	\$ 108,500	-	\$ 108,500	\$ 108,500	-
650-Insurance & Judgements	\$ 2,600	\$ -	\$ 3,500	-	\$ -	-	\$ -	\$ -	-
653-Property Insurance Premiums	\$ -	\$ 3,231	\$ -	-	\$ -	-	\$ -	\$ -	-
670-Taxes & Licenses	\$ -	\$ 3,229	\$ -	-	\$ -	-	\$ -	\$ -	-
690-Grant Indirect Charges	\$ 14,915	\$ 119,571	\$ 365,174	-	\$ 532,213	-	\$ 532,213	\$ 532,213	-
691-Charter School Flowthrough	\$ -	\$ 92,276	\$ -	-	\$ 365,511	-	\$ 365,511	\$ 365,511	-
Other Objects Total	\$ 106,647	\$ 285,738	\$ 495,014	-	\$ 1,006,224	-	\$ 1,006,224	\$ 1,006,224	-
Transfers									
718-Transfer to PERS Reserve Fund	\$ 850,000	\$ -	\$ -	-	\$ -	-	\$ -	\$ -	-
730-Transfer to Debt Service Fund	\$ -	\$ -	\$ 300,000	-	\$ 125,000	-	\$ 125,000	\$ 125,000	-
Transfers Total	\$ 850,000	\$ -	\$ 300,000	-	\$ 125,000	-	\$ 125,000	\$ 125,000	-
Contingency									
810-Planned Reserve	\$ -	\$ -	\$ -	-	\$ -	-	\$ -	\$ -	-
820-Unappropriated Ending Fund Balance	\$ 3,769,948	\$ 4,579,544	\$ 6,752,633	-	\$ 4,480,765	-	\$ 4,480,765	\$ 4,480,765	-
Contingency Total	\$ 3,769,948	\$ 4,579,544	\$ 6,752,633	-	\$ 4,480,765	-	\$ 4,480,765	\$ 4,480,765	-
TOTAL REQUIREMENTS	\$ 12,131,789	\$ 14,114,062	\$ 29,457,570	150.15	\$ 27,542,668	131.75	\$ 27,542,668	\$ 27,542,668	\$ 131.75

205 Fund – Senate Bill 1149 (SB 1149)

Senate Bill 1149 directed Oregon's two largest utilities, Portland General Electric and Pacific Power, to collect a "public purpose charge" from their customers.

The charge collected is equal to 3 percent of the total revenues from electricity services. The first ten percent of those funds collected go to Schools Districts to complete energy audits and implement energy efficiency measures in public schools within the PGE and Pacific Power service areas.

School improvements can include new windows, upgraded heating and cooling systems, building envelope improvements, energy efficient lighting, domestic hot water systems, and more.

Each year the district provides the Oregon Department of Energy utility information acquired from the District sites electric, natural gas and propane billings. Only District sites that are under the auspices of PGE or Pacific Power are qualified facilities that can be eligible for PPC (Public Purpose Charge) funds. A complicated formula establishes the amount of funding that can be applied to District projects that have been approved through SB1149. The District is applying some of these funds to repay Fund 311, the 2011 Qualified School Construction Bond (QSCB), for energy efficient projects that were approved for SB 1149.

LEBANON COMMUNITY SCHOOL DISTRICT 9

485 S 5th St, Lebanon, OR 97355

RESOURCES REPORT:	2019-2020 ACTUAL	2020-2021 ACTUAL	2021-2022 ADOPTED	2021-2022 ADOPTED FTE	2022-2023 PROPOSED	2022-2023 PROPOSED FTE	2022-2023 APPROVED	2022-2023 ADOPTED	2022-2023 ADOPTED FTE
FUND 205-SB1149 FUND									
Local									
1990-Miscellaneous	\$ 77,779	\$ 84,995	\$ -	-	\$ 75,000	-	\$ 75,000	\$ 75,000	-
Local Total	\$ 77,779	\$ 84,995	\$ -	-	\$ 75,000	-	\$ 75,000	\$ 75,000	-
State									
3299-Other Restricted Grants-in-Aid	\$ -	\$ -	\$ 373,283	-	\$ -	-	\$ -	\$ -	-
State Total	\$ -	\$ -	\$ 373,283	-	\$ -	-	\$ -	\$ -	-
Beginning Fund Balance									
5400-Resources - Beginning Fund Balance	\$ 181,167	\$ 258,946	\$ -	-	\$ 132,000	-	\$ 132,000	\$ 132,000	-
Beginning Fund Balance Total	\$ 181,167	\$ 258,946	\$ -	-	\$ 132,000	-	\$ 132,000	\$ 132,000	-
FUND 205-TOTAL RESOURCES	\$ 258,946	\$ 343,941	\$ 373,283	-	\$ 207,000	-	\$ 207,000	\$ 207,000	-

REQUIREMENT REPORT:	2019-2020 ACTUAL	2020-2021 ACTUAL	2021-2022 ADOPTED	2021-2022 ADOPTED FTE	2022-2023 PROPOSED	2022-2023 PROPOSED FTE	2022-2023 APPROVED	2022-2023 ADOPTED	2022-2023 ADOPTED FTE
FUND 205-SB1149 FUND									
5200-Transfers of Funds									
730-Transfer to Debt Service Fund	\$ -	\$ -	\$ 300,000	-	\$ 125,000	-	\$ 125,000	\$ 125,000	-
5200-Transfers of Funds Total	\$ -	\$ -	\$ 300,000	-	\$ 125,000	-	\$ 125,000	\$ 125,000	-
6110-Operating Contingency									
810-Planned Reserve	\$ -	\$ -	\$ -	-	\$ -	-	\$ -	\$ -	-
6110-Operating Contingency Total	\$ -	\$ -	\$ -	-	\$ -	-	\$ -	\$ -	-
7000-Unappropriated Ending Fund Balance									
820-Unappropriated Ending Fund Balance	\$ 258,946	\$ 343,941	\$ 73,283	-	\$ 82,000	-	\$ 82,000	\$ 82,000	-
7000-Unappropriated Ending Fund Bal Total	\$ 258,946	\$ 343,941	\$ 73,283	-	\$ 82,000	-	\$ 82,000	\$ 82,000	-
FUND 205-TOTAL REQUIREMENTS	\$ 258,946	\$ 343,941	\$ 373,283	-	\$ 207,000	-	\$ 207,000	\$ 207,000	-

212 Fund – Academic Achievement Support Fund

This fund was established in the 2012-2013 fiscal year to specifically support scholastic activities outside the classroom, whereby students represent the District in a variety of competitions. These funds will be partnered with fundraising to support students attending these events.

LEBANON COMMUNITY SCHOOL DISTRICT 9

485 S 5th St, Lebanon, OR 97355

RESOURCES REPORT:	2019-2020 ACTUAL	2020-2021 ACTUAL	2021-2022 ADOPTED	2021-2022 ADOPTED FTE	2022-2023 PROPOSED	2022-2023 PROPOSED FTE	2022-2023 APPROVED	2022-2023 ADOPTED	2022-2023 ADOPTED FTE
FUND 212-ACADEMIC ACHIEVEMENT SUPPORT FUND									
Local									
1920-Contributions & Donations From Private Sources	\$ -	\$ -	\$ -	-	\$ -	-	\$ -	\$ -	-
Local Total	\$ -	\$ -	\$ -	-	\$ -	-	\$ -	\$ -	-
Beginning Fund Balance									
5400-Resources - Beginning Fund Balance	\$ 18,650	\$ 18,650	\$ 18,650	-	\$ 18,650	-	\$ 18,650	\$ 18,650	-
Beginning Fund Balance Total	\$ 18,650	\$ 18,650	\$ 18,650	-	\$ 18,650	-	\$ 18,650	\$ 18,650	-
FUND 212-TOTAL RESOURCES	\$ 18,650	\$ 18,650	\$ 18,650	-	\$ 18,650	-	\$ 18,650	\$ 18,650	-

REQUIREMENT REPORT:	2019-2020 ACTUAL	2020-2021 ACTUAL	2021-2022 ADOPTED	2021-2022 ADOPTED FTE	2022-2023 PROPOSED	2022-2023 PROPOSED FTE	2022-2023 APPROVED	2022-2023 ADOPTED	2022-2023 ADOPTED FTE
FUND 212-ACADEMIC ACHIEVEMENT SUPPORT FUND									
1122-Middle/JH School Extra-Curricular									
340-Travel	\$ -	\$ -	\$ 18,650	-	\$ 18,650	-	\$ 18,650	\$ 18,650	-
1122-Middle School Extra-Curricular Total	\$ -	\$ -	\$ 18,650	-	\$ 18,650	-	\$ 18,650	\$ 18,650	-
7000-Unappropriated Ending Fund Balance									
820-Unappropriated Ending Fund Balance	\$ 18,650	\$ 18,650	\$ -	-	\$ -	-	\$ -	\$ -	-
7000-Unappropriated Ending Fund Bal Total	\$ 18,650	\$ 18,650	\$ -	-	\$ -	-	\$ -	\$ -	-
FUND 212-TOTAL REQUIREMENTS	\$ 18,650	\$ 18,650	\$ 18,650	-	\$ 18,650	-	\$ 18,650	\$ 18,650	-

230 Fund – Bus Replacement Fund

This fund was established to accommodate the requirement to reserve the depreciation value of our current bus fleet for future bus replacement. The money is generated through the transportation portion of the State School Funding Formula and is required to be used for bus replacement. To facilitate this process, the amount of the depreciation will be included in the calculation for the transfer from general fund. The District's goal is to purchase buses to meet EPA's 2007 emissions standards that require specific buses to be retrofitted or replaced by 2025. The District's intent is to purchase multiple buses at a time to maximize maintenance savings whenever possible.

LEBANON COMMUNITY SCHOOL DISTRICT 9

485 S 5th St, Lebanon, OR 97355

RESOURCES REPORT:	2019-2020 ACTUAL	2020-2021 ACTUAL	2021-2022 ADOPTED	2021-2022 ADOPTED FTE	2022-2023 PROPOSED	2022-2023 PROPOSED FTE	2022-2023 APPROVED	2022-2023 ADOPTED	2022-2023 ADOPTED FTE
FUND 230-BUS REPLACEMENT FUND									
Local									
1990-Miscellaneous Revenue	\$ 146,656	\$ 19,193	\$ -	-	\$ -	-	\$ -	\$ -	-
Local Total	\$ 146,656	\$ 19,193	\$ -	-	\$ -	-	\$ -	\$ -	-
Revenue From Intermediate Sources									
2200-Restricted Revenue	\$ -	\$ 83,778	\$ 90,000	-	\$ 45,000	-	\$ 45,000	\$ 45,000	-
Intermediate Sources Total	\$ -	\$ 83,778	\$ 90,000	-	\$ 45,000	-	\$ 45,000	\$ 45,000	-
Transfer									
5200-Transfers of Funds	\$ 150,000	\$ 225,000	\$ 225,000	-	\$ 225,000	-	\$ 225,000	\$ 225,000	-
Transfer Total	\$ 150,000	\$ 225,000	\$ 225,000	-	\$ 225,000	-	\$ 225,000	\$ 225,000	-
Beginning Fund Balance									
5400-Resources - Beginning Fund Balance	\$ 110,621	\$ 2,435	\$ 14,700	-	\$ 45,000	-	\$ 45,000	\$ 45,000	-
Beginning Fund Balance Total	\$ 110,621	\$ 2,435	\$ 14,700	-	\$ 45,000	-	\$ 45,000	\$ 45,000	-
FUND 230-TOTAL RESOURCES	\$ 407,277	\$ 330,406	\$ 329,700	-	\$ 315,000	-	\$ 315,000	\$ 315,000	-

REQUIREMENT REPORT:	2019-2020 ACTUAL	2020-2021 ACTUAL	2021-2022 ADOPTED	2021-2022 ADOPTED FTE	2022-2023 PROPOSED	2022-2023 PROPOSED FTE	2022-2023 APPROVED	2022-2023 ADOPTED	2022-2023 ADOPTED FTE
FUND 230-BUS REPLACEMENT FUND									
2550-Student Transportation Svcs									
564-Bus & Capital Bus Improvements	\$ 404,347	\$ 296,833	\$ 300,000	-	\$ 300,000	-	\$ 300,000	\$ 300,000	-
2550-Student Transportation Svcs Total	\$ 404,347	\$ 296,833	\$ 300,000	-	\$ 300,000	-	\$ 300,000	\$ 300,000	-
7000-Unappropriated Ending Fund Balance									
820-Unappropriated Ending Fund Balance	\$ 2,930	\$ 33,573	\$ 29,700	-	\$ 15,000	-	\$ 15,000	\$ 15,000	-
7000-Unappropriated Ending Fund Bal Total	\$ 2,930	\$ 33,573	\$ 29,700	-	\$ 15,000	-	\$ 15,000	\$ 15,000	-
FUND 230-TOTAL REQUIREMENTS	\$ 407,277	\$ 330,406	\$ 329,700	-	\$ 315,000	-	\$ 315,000	\$ 315,000	-

232 Fund – Classroom Furniture Fund

This fund was established to replace the District's classroom furniture through an allocation operated at a District level. The funding source is through a transfer from the District's General Fund. This fund needs replenishment annually to reach the goal of having comparable classroom furniture throughout the District.

LEBANON COMMUNITY SCHOOL DISTRICT 9

485 S 5th St, Lebanon, OR 97355

RESOURCES REPORT:	2019-2020 ACTUAL	2020-2021 ACTUAL	2021-2022 ADOPTED	2021-2022 ADOPTED FTE	2022-2023 PROPOSED	2022-2023 PROPOSED FTE	2022-2023 APPROVED	2022-2023 ADOPTED	2022-2023 ADOPTED FTE
FUND 232-CLASSROOM FURNITURE FUND									
Local									
5300-Sale of or Compensation for Loss of Fixed Assets	\$ -	\$ -	\$ -	-	\$ -	-	\$ -	\$ -	-
Local Total	\$ -	\$ -	\$ -	-	\$ -	-	\$ -	\$ -	-
Transfer									
5200-Transfers of Funds	\$ -	\$ 10,000	\$ 35,000	-	\$ 35,000	-	\$ 35,000	\$ 35,000	-
Transfer Total	\$ -	\$ 10,000	\$ 35,000	-	\$ 35,000	-	\$ 35,000	\$ 35,000	-
Beginning Fund Balance									
5400-Resources - Beginning Fund Balance	\$ 18,119	\$ 14,817	\$ 25,000	-	\$ 45,000	-	\$ 45,000	\$ 45,000	-
Beginning Fund Balance Total	\$ 18,119	\$ 14,817	\$ 25,000	-	\$ 45,000	-	\$ 45,000	\$ 45,000	-
FUND 232-TOTAL RESOURCES	\$ 18,119	\$ 24,817	\$ 60,000	-	\$ 80,000	-	\$ 80,000	\$ 80,000	-

REQUIREMENT REPORT:	2019-2020 ACTUAL	2020-2021 ACTUAL	2021-2022 ADOPTED	2021-2022 ADOPTED FTE	2022-2023 PROPOSED	2022-2023 PROPOSED FTE	2022-2023 APPROVED	2022-2023 ADOPTED	2022-2023 ADOPTED FTE
FUND 232-CLASSROOM FURNITURE FUND									
2572-Purchasing Svcs									
460-Non-Consumable Items	\$ 3,303	\$ -	\$ 35,000	-	\$ 40,000	-	\$ 40,000	\$ 40,000	-
2572-Purchasing Svcs Total	\$ 3,303	\$ -	\$ 35,000	-	\$ 40,000	-	\$ 40,000	\$ 40,000	-
7000-Unappropriated Ending Fund Balance									
820-Unappropriated Ending Fund Balance	\$ 14,817	\$ 24,817	\$ 25,000	-	\$ 40,000	-	\$ 40,000	\$ 40,000	-
7000-Unappropriated Ending Fund Bal Total	\$ 14,817	\$ 24,817	\$ 25,000	-	\$ 40,000	-	\$ 40,000	\$ 40,000	-
FUND 232-TOTAL REQUIREMENTS	\$ 18,119	\$ 24,817	\$ 60,000	-	\$ 80,000	-	\$ 80,000	\$ 80,000	-

234 Fund – Elementary and Secondary School Emergency Relief Fund (ESSER)

Under the Elementary and Secondary School Emergency Relief Fund (ESSER Fund), the Department awards grants to State educational agencies (SEAs) for the purpose of providing local educational agencies (LEAs), including charter schools that are LEAs, with emergency relief funds to address the impact that Novel Coronavirus Disease 2019 (COVID-19) has had, and continues to have, on elementary and secondary schools across the nation. LEAs must provide equitable services to students and teachers in non-public schools as required under the Coronavirus Aid, Relief, and Economic Security Act (CARES Act).

LEBANON COMMUNITY SCHOOL DISTRICT 9

485 S 5th St, Lebanon, OR 97355

RESOURCES REPORT:	2019-2020 ACTUAL	2020-2021 ACTUAL	2021-2022 ADOPTED	2021-2022 ADOPTED FTE	2022-2023 PROPOSED	2022-2023 PROPOSED FTE	2022-2023 APPROVED	2022-2023 ADOPTED	2022-2023 ADOPTED FTE
FUND 234 - Elementary and Secondary School Emergency Relief (ESSER)									
State									
4500-Other Restricted Grants-In-Aid	\$ -	\$ 946,374	\$ -	-	\$ -	-	\$ -	\$ -	-
State Total	\$ -	\$ 946,374	\$ -	-	\$ -	-	\$ -	\$ -	-
FUND 234-TOTAL RESOURCES	\$ -	\$ 946,374	\$ -	-	\$ -	-	\$ -	\$ -	-

REQUIREMENT REPORT:	2019-2020 ACTUAL	2020-2021 ACTUAL	2021-2022 ADOPTED	2021-2022 ADOPTED FTE	2022-2023 PROPOSED	2022-2023 PROPOSED FTE	2022-2023 APPROVED	2022-2023 ADOPTED	2022-2023 ADOPTED FTE
FUND 234 - Elementary and Secondary School Emergency Relief (ESSER)									
1111-Elementary Programs									
111-Licensed Salaries	\$ -	\$ 142,231	\$ -	-	\$ -	-	\$ -	\$ -	-
112-Licensed Salary	\$ -	\$ 42,620	\$ -	-	\$ -	-	\$ -	\$ -	-
132-Comp Time	\$ -	\$ 120	\$ -	-	\$ -	-	\$ -	\$ -	-
156-Stipend - Classified	\$ -	\$ 72	\$ -	-	\$ -	-	\$ -	\$ -	-
210-PERS	\$ -	\$ 54,271	\$ -	-	\$ -	-	\$ -	\$ -	-
220-Social Security Administration	\$ -	\$ 13,295	\$ -	-	\$ -	-	\$ -	\$ -	-
231-Workers Compensation	\$ -	\$ 720	\$ -	-	\$ -	-	\$ -	\$ -	-
242-Licensed Insurance	\$ -	\$ 28,196	\$ -	-	\$ -	-	\$ -	\$ -	-
243-Classified Insurance	\$ -	\$ 19,997	\$ -	-	\$ -	-	\$ -	\$ -	-
355-Printing and Binding	\$ -	\$ (1,783)	\$ -	-	\$ -	-	\$ -	\$ -	-
410-Consumable Supplies & Materials	\$ -	\$ 10,093	\$ -	-	\$ -	-	\$ -	\$ -	-
430-Library Books	\$ -	\$ 221	\$ -	-	\$ -	-	\$ -	\$ -	-
470-Computer Software	\$ -	\$ 10,992	\$ -	-	\$ -	-	\$ -	\$ -	-
1111-Elementary Programs Total	\$ -	\$ 321,046	\$ -	-	\$ -	-	\$ -	\$ -	-
1121-Middle/JH School Programs									
111-Licensed Salaries	\$ -	\$ 52,787	\$ -	-	\$ -	-	\$ -	\$ -	-
112-Licensed Salary	\$ -	\$ 18,778	\$ -	-	\$ -	-	\$ -	\$ -	-
131-Extra Duty - Licensed	\$ -	\$ 613	\$ -	-	\$ -	-	\$ -	\$ -	-
155-Stipend - Licensed	\$ -	\$ 6,750	\$ -	-	\$ -	-	\$ -	\$ -	-
210-PERS	\$ -	\$ 20,406	\$ -	-	\$ -	-	\$ -	\$ -	-
220-Social Security Administration	\$ -	\$ 5,737	\$ -	-	\$ -	-	\$ -	\$ -	-
231-Workers Compensation	\$ -	\$ 413	\$ -	-	\$ -	-	\$ -	\$ -	-
242-Licensed Insurance	\$ -	\$ 15,524	\$ -	-	\$ -	-	\$ -	\$ -	-
243-Classified Insurance	\$ -	\$ 7,840	\$ -	-	\$ -	-	\$ -	\$ -	-
410-Consumable Supplies & Materials	\$ -	\$ 54	\$ -	-	\$ -	-	\$ -	\$ -	-
470-Computer Software	\$ -	\$ 7,688	\$ -	-	\$ -	-	\$ -	\$ -	-
1122-Middle/JH School Total	\$ -	\$ 136,590	\$ -	-	\$ -	-	\$ -	\$ -	-
1131-High School Programs									
420-Textbooks	\$ -	\$ 3,579	\$ -	-	\$ -	-	\$ -	\$ -	-
470-Computer Software	\$ -	\$ 6,816	\$ -	-	\$ -	-	\$ -	\$ -	-
1131-High School Programs Total	\$ -	\$ 10,394	\$ -	-	\$ -	-	\$ -	\$ -	-

LEBANON COMMUNITY SCHOOL DISTRICT 9

485 S 5th St, Lebanon, OR 97355

REQUIREMENT REPORT:	2019-2020 ACTUAL	2020-2021 ACTUAL	2021-2022 ADOPTED	2021-2022 ADOPTED FTE	2022-2023 PROPOSED	2022-2023 PROPOSED FTE	2022-2023 APPROVED	2022-2023 ADOPTED	2022-2023 ADOPTED FTE
FUND 234 - Elementary and Secondary School Emergency Relief (ESSER)									
1288-Charter Schools									
691-Charter School Flowthrough	\$	-	\$ 41,357	\$	-	\$	-	\$	-
1288-Charter Schools Total	\$	-	\$ 41,357	\$	-	\$	-	\$	-
2120-Guidance Services									
420-Textbooks	\$	-	\$ 2,648	\$	-	\$	-	\$	-
2120-Guidance Services Total	\$	-	\$ 2,648	\$	-	\$	-	\$	-
2132-Medical Services									
410-Consumable Supplies & Materials	\$	-	\$ 5,727	\$	-	\$	-	\$	-
2132-Medical Services Total	\$	-	\$ 5,727	\$	-	\$	-	\$	-
2135-Health Room									
133-Extra Duty - Classified	\$	-	\$ 39	\$	-	\$	-	\$	-
210-PERS	\$	-	\$ 15	\$	-	\$	-	\$	-
220-Social Security Administration	\$	-	\$ 3	\$	-	\$	-	\$	-
2135-Health Room Total	\$	-	\$ 57	\$	-	\$	-	\$	-
2210-Improvement of Instruction Services									
131-Extra Duty - Licensed	\$	-	\$ 3,155	\$	-	\$	-	\$	-
133-Extra Duty - Classified	\$	-	\$ 65	\$	-	\$	-	\$	-
155-Stipend - Licensed	\$	-	\$ 2,833	\$	-	\$	-	\$	-
210-PERS	\$	-	\$ 2,002	\$	-	\$	-	\$	-
220-Social Security Administration	\$	-	\$ 446	\$	-	\$	-	\$	-
231-Workers Compensation	\$	-	\$ 22	\$	-	\$	-	\$	-
2210-Improvement of Instruction Svcs Total	\$	-	\$ 8,522	\$	-	\$	-	\$	-
2240-Instructional Staff Development									
155-Stipend - Licensed	\$	-	\$ 13,500	\$	-	\$	-	\$	-
210-PERS	\$	-	\$ 4,398	\$	-	\$	-	\$	-
220-Social Security Administration	\$	-	\$ 999	\$	-	\$	-	\$	-
231-Workers Compensation	\$	-	\$ 49	\$	-	\$	-	\$	-
470-Computer Software	\$	-	\$ 1,377	\$	-	\$	-	\$	-
2240-Instructional Staff Development Total	\$	-	\$ 20,323	\$	-	\$	-	\$	-
2410-Office of the Principal Services									
353-Postage	\$	-	\$ 91	\$	-	\$	-	\$	-
410-Consumable Supplies & Materials	\$	-	\$ 48	\$	-	\$	-	\$	-
2410-Office of the Principal Services Total	\$	-	\$ 139	\$	-	\$	-	\$	-
2520-Fiscal Services									
690-Grant Indirect Charges	\$	-	\$ 41,167	\$	-	\$	-	\$	-
2520-Fiscal Services Total	\$	-	\$ 41,167	\$	-	\$	-	\$	-

LEBANON COMMUNITY SCHOOL DISTRICT 9

485 S 5th St, Lebanon, OR 97355

REQUIREMENT REPORT:	2019-2020 ACTUAL	2020-2021 ACTUAL	2021-2022 ADOPTED	2021-2022 ADOPTED FTE	2022-2023 PROPOSED	2022-2023 PROPOSED FTE	2022-2023 APPROVED	2022-2023 ADOPTED	2022-2023 ADOPTED FTE
FUND 234 - Elementary and Secondary School Emergency Relief (ESSER)									
2540-Operation and Maint. of Plant Services									
410-Consumable Supplies & Materials	\$ -	\$ 12,371	\$ -	-	\$ -	-	\$ -	-	-
520-Buildings Acquisition	\$ -	\$ 175,259	\$ -	-	\$ -	-	\$ -	-	-
2540-Operation and Maint. of Plant Services Total	\$ -	\$ 187,630	\$ -	-	\$ -	-	\$ -	-	-
3100-Food Services									
112-Classified Salaries	\$ -	\$ 13,077	\$ -	-	\$ -	-	\$ -	-	-
124-Temporary - Classified (At-Will Contract)	\$ -	\$ 931	\$ -	-	\$ -	-	\$ -	-	-
133-Extra Duty - Classified	\$ -	\$ 2,194	\$ -	-	\$ -	-	\$ -	-	-
154-Stipend - Admin	\$ -	\$ 7,652	\$ -	-	\$ -	-	\$ -	-	-
156-Stipend - Classified	\$ -	\$ 43,507	\$ -	-	\$ -	-	\$ -	-	-
210-PERS	\$ -	\$ 18,733	\$ -	-	\$ -	-	\$ -	-	-
220-Social Security Administration	\$ -	\$ 4,919	\$ -	-	\$ -	-	\$ -	-	-
231-Worker's Compensation	\$ -	\$ 1,557	\$ -	-	\$ -	-	\$ -	-	-
243-Classified Insurance	\$ -	\$ 7,187	\$ -	-	\$ -	-	\$ -	-	-
3100-Food Services Total	\$ -	\$ 99,756	\$ -	-	\$ -	-	\$ -	-	-
3120-Food Preparation and Dispensing Services									
460-Non-Consumable Items	\$ -	\$ 2,928	\$ -	-	\$ -	-	\$ -	-	-
541-Initial and Additional Equipment Purchase	\$ -	\$ 27,541	\$ -	-	\$ -	-	\$ -	-	-
3120-Food Preparation and Dispensing Services Total	\$ -	\$ 30,469	\$ -	-	\$ -	-	\$ -	-	-
3130-Food Delivery Services									
460-Non-Consumable Items	\$ -	\$ 7,534	\$ -	-	\$ -	-	\$ -	-	-
540-Depreciable Equipment	\$ -	\$ 33,792	\$ -	-	\$ -	-	\$ -	-	-
3130-Food Delivery Services Total	\$ -	\$ 41,325	\$ -	-	\$ -	-	\$ -	-	-
7000-Unappropriated Ending Fund Balance									
820-Unappropriated Ending Fund Balance	\$ -	\$ (777)	\$ -	-	\$ -	-	\$ -	-	-
7000-Unappropriated Ending Fund Bal Total	\$ -	\$ (777)	\$ -	-	\$ -	-	\$ -	-	-
FUND 234-TOTAL REQUIREMENTS	\$ -	\$ 946,374	\$ -	-	\$ -	-	\$ -	-	-

240 Fund – Textbook Adoption Fund

This fund reserves money to meet the needs of the State Textbook Adoption Cycle.

LEBANON COMMUNITY SCHOOL DISTRICT 9

485 S 5th St, Lebanon, OR 97355

RESOURCES REPORT:	2019-2020 ACTUAL	2020-2021 ACTUAL	2021-2022 ADOPTED	2021-2022 ADOPTED FTE	2022-2023 PROPOSED	2022-2023 PROPOSED FTE	2022-2023 APPROVED	2022-2023 ADOPTED	2022-2023 ADOPTED FTE
FUND 240-TEXTBOOK ADOPTION FUND									
Local									
1990-Miscellaneous	\$ -	\$ -	\$ -	-	\$ -	-	\$ -	\$ -	-
Local Total	\$ -	\$ -	\$ -	-	\$ -	-	\$ -	\$ -	-
Transfer									
5200-Transfers of Funds	\$ 400,000	\$ 200,000	\$ 350,000	-	\$ 550,000	-	\$ 550,000	\$ 550,000	-
Transfer Total	\$ 400,000	\$ 200,000	\$ 350,000	-	\$ 550,000	-	\$ 550,000	\$ 550,000	-
Beginning Fund Balance									
5400-Resources - Beginning Fund Balance	\$ 407,061	\$ 555,035	\$ 270,000	-	\$ 61,000	-	\$ 61,000	\$ 61,000	-
Beginning Fund Balance Total	\$ 407,061	\$ 555,035	\$ 270,000	-	\$ 61,000	-	\$ 61,000	\$ 61,000	-
FUND 240-TOTAL RESOURCES	\$ 807,061	\$ 755,035	\$ 620,000	-	\$ 611,000	-	\$ 611,000	\$ 611,000	-

REQUIREMENT REPORT:	2019-2020 ACTUAL	2020-2021 ACTUAL	2021-2022 ADOPTED	2021-2022 ADOPTED FTE	2022-2023 PROPOSED	2022-2023 PROPOSED FTE	2022-2023 APPROVED	2022-2023 ADOPTED	2022-2023 ADOPTED FTE
FUND 240-TEXTBOOK ADOPTION FUND									
1111-Primary, K-3									
420-Textbooks	\$ 72,427	\$ 540	\$ 150,000	-	\$ 400,000	-	\$ 400,000	\$ 400,000	-
470-Computer Software	\$ 22,270	\$ -	\$ -	-	\$ -	-	\$ -	\$ -	-
1111-Primary, K-3 Total	\$ 94,697	\$ 540	\$ 150,000	-	\$ 400,000	-	\$ 400,000	\$ 400,000	-
1121-Middle/JH Programs									
420-Textbooks	\$ 55,151	\$ 167,229	\$ 150,000	-	\$ 50,000	-	\$ 50,000	\$ 50,000	-
480-Computer Hardware	\$ 26,981	\$ -	\$ -	-	\$ -	-	\$ -	\$ -	-
1121-Middle/JH Programs Total	\$ 82,132	\$ 167,229	\$ 150,000	-	\$ 50,000	-	\$ 50,000	\$ 50,000	-
1131-High School Programs									
420-Textbooks	\$ 39,883	\$ 21,217	\$ 150,000	-	\$ 150,000	-	\$ 150,000	\$ 150,000	-
470-Computer Software	\$ 8,333	\$ 11,800	\$ -	-	\$ -	-	\$ -	\$ -	-
480-Computer Hardware	\$ 26,981	\$ -	\$ -	-	\$ -	-	\$ -	\$ -	-
1131-High School Programs Total	\$ 75,198	\$ 33,017	\$ 150,000	-	\$ 150,000	-	\$ 150,000	\$ 150,000	-
7000-Unappropriated Ending Fund Balance									
820-Unappropriated Ending Fund Balance	\$ 555,035	\$ 554,249	\$ 170,000	-	\$ 11,000	-	\$ 11,000	\$ 11,000	-
7000-Unappropriated Ending Fund Bal Total	\$ 555,035	\$ 554,249	\$ 170,000	-	\$ 11,000	-	\$ 11,000	\$ 11,000	-
FUND 240-TOTAL REQUIREMENTS	\$ 807,061	\$ 755,035	\$ 620,000	-	\$ 611,000	-	\$ 611,000	\$ 611,000	-

251 Fund – SIA

During the 2019 legislative session, Oregon’s leaders made a real commitment to our children, our educators, our schools and our state with the passage of the Student Success Act. When fully implemented, the Student Success Act is expected to invest \$2 billion in Oregon education every two years; that’s a \$1 billion investment in early learning and K-12 education each year.

At the heart of the SIA is a commitment to improving access and opportunities for students who have been historically underserved in the education system.

LEBANON COMMUNITY SCHOOL DISTRICT 9

485 S 5th St, Lebanon, OR 97355

RESOURCES REPORT:	2019-2020 ACTUAL	2020-2021 ACTUAL	2021-2022 ADOPTED	2021-2022 ADOPTED FTE	2022-2023 PROPOSED	2022-2023 PROPOSED FTE	2022-2023 APPROVED	2022-2023 ADOPTED	2022-2023 ADOPTED FTE
FUND 251-STUDENT ACHIEVEMENT FUND									
State									
3299-Other Restricted Grants-In-Aid	\$ -	\$ 1,079,044	\$ 2,756,934	-	\$ 3,272,517	-	\$ 3,272,517	\$ 3,272,517	-
State Total	\$ -	\$ 1,079,044	\$ 2,756,934	-	\$ 3,272,517	-	\$ 3,272,517	\$ 3,272,517	-
Beginning Fund Balance									
5400-Resources - Beginning Fund Balance	\$ -	\$ -	\$ -	-	\$ 500,000	-	\$ 500,000	\$ 500,000	-
Beginning Fund Balance Total	\$ -	\$ -	\$ -	-	\$ 500,000	-	\$ 500,000	\$ 500,000	-
FUND 251-TOTAL RESOURCES	\$ -	\$ 1,079,044	\$ 2,756,934	-	\$ 3,772,517	-	\$ 3,772,517	\$ 3,772,517	-

REQUIREMENT REPORT:	2019-2020 ACTUAL	2020-2021 ACTUAL	2021-2022 ADOPTED	2021-2022 ADOPTED FTE	2022-2023 PROPOSED	2022-2023 PROPOSED FTE	2022-2023 APPROVED	2022-2023 ADOPTED	2022-2023 ADOPTED FTE
FUND 251-STUDENT ACHIEVEMENT FUND									
1111-Elementary Programs									
111-Licensed Salaries	\$ -	\$ -	\$ -	-	\$ 60,077	1.00	\$ 60,077	\$ 60,077	1.00
112-Classified Salaries	\$ -	\$ 261,621	\$ 715,075	30.88	\$ 662,042	29.16	\$ 662,042	\$ 662,042	29.16
133-Extra Duty - Classified	\$ -	\$ 490	\$ -	-	\$ 302	-	\$ 302	\$ 302	-
155-Stipend - Licensed	\$ -	\$ -	\$ -	-	\$ 5,500	-	\$ 5,500	\$ 5,500	-
210-PERS	\$ -	\$ 58,730	\$ 197,738	-	\$ 217,823	-	\$ 217,823	\$ 217,823	-
220-Social Security Administration	\$ -	\$ 19,090	\$ 51,228	-	\$ 55,687	-	\$ 55,687	\$ 55,687	-
231-Workers Compensation	\$ -	\$ 1,071	\$ 3,794	-	\$ 3,309	-	\$ 3,309	\$ 3,309	-
235-PFMLI	\$ -	\$ -	\$ 1,782	-	\$ 1,948	-	\$ 1,948	\$ 1,948	-
242-Licensed Insurance	\$ -	\$ -	\$ -	-	\$ 16,080	-	\$ 16,080	\$ 16,080	-
243-Classified Insurance	\$ -	\$ 118,240	\$ -	-	\$ 337,213	-	\$ 337,213	\$ 337,213	-
311-Instruction Services	\$ -	\$ -	\$ -	-	\$ -	-	\$ -	\$ -	-
395-Classified Subs	\$ -	\$ 4,520	\$ 296,743	-	\$ -	-	\$ -	\$ -	-
1111-Elementary Programs Total	\$ -	\$ 463,763	\$ 1,266,361	30.88	\$ 1,359,981	30.16	\$ 1,359,981	\$ 1,359,981	30.16
1121-Middle/JH School Programs									
111-Licensed Salaries	\$ -	\$ -	\$ 68,412	1.00	\$ 54,206	1.00	\$ 54,206	\$ 54,206	1.00
112-Classified Salaries	\$ -	\$ -	\$ -	-	\$ -	-	\$ -	\$ -	-
210-PERS	\$ -	\$ -	\$ 20,332	-	\$ 16,110	-	\$ 16,110	\$ 16,110	-
220-Social Security Administration	\$ -	\$ -	\$ 5,233	-	\$ 4,147	-	\$ 4,147	\$ 4,147	-
231-Workers Compensation	\$ -	\$ -	\$ 247	-	\$ 185	-	\$ 185	\$ 185	-
235-PFMLI	\$ -	\$ -	\$ 182	-	\$ 143	-	\$ 143	\$ 143	-
242-Licensed Insurance	\$ -	\$ -	\$ 15,310	-	\$ 9,036	-	\$ 9,036	\$ 9,036	-
243-Classified Insurance	\$ -	\$ -	\$ -	-	\$ -	-	\$ -	\$ -	-
324-Rentals	\$ -	\$ -	\$ 40,000	-	\$ -	-	\$ -	\$ -	-
410-Consumable Supplies	\$ -	\$ -	\$ -	-	\$ 50,000	-	\$ 50,000	\$ 50,000	-
1122-Middle/JH School Total	\$ -	\$ -	\$ 149,717	1.00	\$ 133,826	1.00	\$ 133,826	\$ 133,826	1.00

LEBANON COMMUNITY SCHOOL DISTRICT 9

485 S 5th St, Lebanon, OR 97355

REQUIREMENT REPORT:	2019-2020 ACTUAL	2020-2021 ACTUAL	2021-2022 ADOPTED	2021-2022 ADOPTED FTE	2022-2023 PROPOSED	2022-2023 PROPOSED FTE	2022-2023 APPROVED	2022-2023 ADOPTED	2022-2023 ADOPTED FTE
FUND 251-STUDENT ACHIEVEMENT FUND									
1131-High School Programs									
112-Classified Salaries	\$ -	\$ -	\$ -	-	\$ 1,500	-	\$ 1,500	\$ 1,500	-
210-PERS	\$ -	\$ -	\$ -	-	\$ 446	-	\$ 446	\$ 446	-
220-Social Security Administration	\$ -	\$ -	\$ -	-	\$ 115	-	\$ 115	\$ 115	-
231-Workers Compensation	\$ -	\$ -	\$ -	-	\$ 5	-	\$ 5	\$ 5	-
235-PFMLI	\$ -	\$ -	\$ -	-	\$ 4	-	\$ 4	\$ 4	-
1131-High School Programs Total	\$ -	\$ -	\$ -	-	\$ 2,070	-	\$ 2,070	\$ 2,070	-
1288-Charter Schools									
360-Charter School Payments	\$ -	\$ 74,004	\$ 186,653	-	\$ 200,000	-	\$ 200,000	\$ 200,000	-
1288-Charter Schools Total	\$ -	\$ 74,004	\$ 186,653	-	\$ 200,000	-	\$ 200,000	\$ 200,000	-
1291-English Second Language Programs									
111-Licensed Salaries	\$ -	\$ -	\$ 57,189	1.00	\$ 59,859	1.00	\$ 59,859	\$ 59,859	1.00
112-Classified Salaries	\$ -	\$ 21,653	\$ 22,846	0.91	\$ 24,644	0.91	\$ 24,644	\$ 24,644	0.91
133-Extra Duty - Classified	\$ -	\$ 316	\$ 23,787	-	\$ -	-	\$ -	\$ -	-
210-PERS	\$ -	\$ 7,157	\$ 5,907	-	\$ 25,114	-	\$ 25,114	\$ 25,114	-
220-Social Security Administration	\$ -	\$ 1,464	\$ 299	-	\$ 6,465	-	\$ 6,465	\$ 6,465	-
231-Workers Compensation	\$ -	\$ 88	\$ 206	-	\$ 293	-	\$ 293	\$ 293	-
235-PFMLI	\$ -	\$ -	\$ -	-	\$ 225	-	\$ 225	\$ 225	-
242-Licensed Insurance	\$ -	\$ -	\$ -	-	\$ 17,891	-	\$ 17,891	\$ 17,891	-
243-Classified Insurance	\$ -	\$ 14,110	\$ 22,982	-	\$ 16,091	-	\$ 16,091	\$ 16,091	-
1291-English Second Language Prog Total	\$ -	\$ 44,787	\$ 133,216	1.91	\$ 150,582	1.91	\$ 150,582	\$ 150,582	1.91
1400-Summer School Programs									
692-Grant Matching	\$ -	\$ -	\$ -	-	\$ 170,624	-	\$ 170,624	\$ 170,624	-
1400-Summer School Programs Total	\$ -	\$ -	\$ -	-	\$ 170,624	-	\$ 170,624	\$ 170,624	-
2110-Attendance and Social Work									
111-Licensed Salaries	\$ -	\$ -	\$ -	-	\$ 89,652	1.00	\$ 89,652	\$ 89,652	1.00
112-Classified Salaries	\$ -	\$ -	\$ 14,228	0.47	\$ 16,720	0.50	\$ 16,720	\$ 16,720	0.50
210-PERS	\$ -	\$ -	\$ 4,228	-	\$ 31,614	-	\$ 31,614	\$ 31,614	-
220-Social Security Administration	\$ -	\$ -	\$ 1,088	-	\$ 8,137	-	\$ 8,137	\$ 8,137	-
231-Worker's Compensation	\$ -	\$ -	\$ 56	-	\$ 357	-	\$ 357	\$ 357	-
235-PFMLI	\$ -	\$ -	\$ 33	-	\$ 278	-	\$ 278	\$ 278	-
242-Licensed Insurance	\$ -	\$ -	\$ -	-	\$ 16,091	-	\$ 16,091	\$ 16,091	-
243-Classified Insurance	\$ -	\$ -	\$ 10	-	\$ 16,091	-	\$ 16,091	\$ 16,091	-
311-Instruction Services	\$ -	\$ -	\$ -	-	\$ -	-	\$ -	\$ -	-
2110-Attendance and Social Work Total	\$ -	\$ -	\$ 19,643	0.47	\$ 178,940	1.50	\$ 178,940	\$ 178,940	1.50

LEBANON COMMUNITY SCHOOL DISTRICT 9

485 S 5th St, Lebanon, OR 97355

REQUIREMENT REPORT:	2019-2020 ACTUAL	2020-2021 ACTUAL	2021-2022 ADOPTED	2021-2022 ADOPTED FTE	2022-2023 PROPOSED	2022-2023 PROPOSED FTE	2022-2023 APPROVED	2022-2023 ADOPTED	2022-2023 ADOPTED FTE
FUND 251-STUDENT ACHIEVEMENT FUND									
2120-Guidance Services									
111-Licensed Salaries	\$ -	\$ -	\$ -	-	\$ 57,821	1.00	\$ 57,821	\$ 57,821	1.00
210-PERS	\$ -	\$ -	\$ -	-	\$ 17,185	-	\$ 17,185	\$ 17,185	-
220-Social Security Administration	\$ -	\$ -	\$ -	-	\$ 4,423	-	\$ 4,423	\$ 4,423	-
231-Workers Compensation	\$ -	\$ -	\$ -	-	\$ 196	-	\$ 196	\$ 196	-
235-PFMLI	\$ -	\$ -	\$ -	-	\$ 154	-	\$ 154	\$ 154	-
242-Licensed Insurance	\$ -	\$ -	\$ -	-	\$ 16,091	-	\$ 16,091	\$ 16,091	-
2120-Guidance Services Total	\$ -	\$ -	\$ -	-	\$ 95,870	1.00	\$ 95,870	\$ 95,870	1.00
2143-Psychological Counseling Services									
410-Consumable Supplies & Materials	\$ -	\$ 69	\$ -	-	\$ -	-	\$ -	\$ -	-
2143-Psychological Counseling Services Total	\$ -	\$ 69	\$ -	-	\$ -	-	\$ -	\$ -	-
2144-Psychotherapy Services									
111-Licensed Salaries	\$ -	\$ 114,582	\$ 145,736	2.00	\$ 120,241	1.60	\$ 120,241	\$ 120,241	1.60
131-Extra Duty - Licensed	\$ -	\$ 150	\$ 150	-	\$ -	-	\$ -	\$ -	-
132-Comp Time	\$ -	\$ 575	\$ -	-	\$ -	-	\$ -	\$ -	-
210-PERS	\$ -	\$ 28,859	\$ 45,531	-	\$ 37,095	-	\$ 37,095	\$ 37,095	-
220-Social Security Administration	\$ -	\$ 8,513	\$ 10,548	-	\$ 9,198	-	\$ 9,198	\$ 9,198	-
231-Workers Compensation	\$ -	\$ 427	\$ 524	-	\$ 401	-	\$ 401	\$ 401	-
235-PFMLI	\$ -	\$ -	\$ 366	-	\$ 321	-	\$ 321	\$ 321	-
242-Licensed Insurance	\$ -	\$ 15,964	\$ 18,164	-	\$ 25,127	-	\$ 25,127	\$ 25,127	-
470-Computer Software	\$ -	\$ 1,350	\$ -	-	\$ -	-	\$ -	\$ -	-
2144-Psychotherapy Services Total	\$ -	\$ 170,420	\$ 221,020	2.00	\$ 192,383	1.60	\$ 192,383	\$ 192,383	1.60
2210-Improvement of Instruction									
312-Instructional Programs Improvement Services	\$ -	\$ 36,764	\$ -	-	\$ -	-	\$ -	\$ -	-
2210-Improvement of Instruction Total	\$ -	\$ 36,764	\$ -	-	\$ -	-	\$ -	\$ -	-
2240-Instructional Staff Development									
131-Extra Duty - Licensed	\$ -	\$ -	\$ -	-	\$ 8,079	-	\$ 8,079	\$ 8,079	-
133-Extra Duty - Classified	\$ -	\$ -	\$ -	-	\$ 3,562	-	\$ 3,562	\$ 3,562	-
210-PERS	\$ -	\$ -	\$ -	-	\$ 3,459	-	\$ 3,459	\$ 3,459	-
220-Social Security Administration	\$ -	\$ -	\$ -	-	\$ 890	-	\$ 890	\$ 890	-
231-Workers Compensation	\$ -	\$ -	\$ -	-	\$ 42	-	\$ 42	\$ 42	-
312-Instructional Programs Improvement Services	\$ -	\$ -	\$ -	-	\$ -	-	\$ -	\$ -	-
2210-Improvement of Instruction Total	\$ -	\$ -	\$ -	-	\$ 16,032	-	\$ 16,032	\$ 16,032	-

LEBANON COMMUNITY SCHOOL DISTRICT 9

485 S 5th St, Lebanon, OR 97355

REQUIREMENT REPORT:	2019-2020 ACTUAL	2020-2021 ACTUAL	2021-2022 ADOPTED	2021-2022 ADOPTED FTE	2022-2023 PROPOSED	2022-2023 PROPOSED FTE	2022-2023 APPROVED	2022-2023 ADOPTED	2022-2023 ADOPTED FTE
FUND 251-STUDENT ACHIEVEMENT FUND									
2410-Office of the Principal Services									
111-Licensed Salaries	\$ -	\$ -	\$ 465,940	6.00	\$ 501,772	7.50	\$ 501,772	\$ 501,772	7.50
131-Extra Duty - Licensed	\$ -	\$ -	\$ -	-	\$ 27,588	-	\$ 27,588	\$ 27,588	-
155-Stipend - Licensed	\$ -	\$ -	\$ -	-	\$ 580	-	\$ 580	\$ 580	-
210-PERS	\$ -	\$ -	\$ 127,563	-	\$ 159,544	-	\$ 159,544	\$ 159,544	-
220-Social Security Administration	\$ -	\$ -	\$ 33,303	-	\$ 40,540	-	\$ 40,540	\$ 40,540	-
231-Workers Compensation	\$ -	\$ -	\$ 1,555	-	\$ 1,768	-	\$ 1,768	\$ 1,768	-
235-PFMLI	\$ -	\$ -	\$ 1,161	-	\$ 1,405	-	\$ 1,405	\$ 1,405	-
242-Licensed Insurance	\$ -	\$ -	\$ 65,120	-	\$ 88,861	-	\$ 88,861	\$ 88,861	-
2410-Office of the Principal Services Total	\$ -	\$ -	\$ 694,642	6.00	\$ 822,058	7.50	\$ 822,058	\$ 822,058	7.50
2520-Fiscal Services									
690-Grant Indirect Charges	\$ -	\$ 53,952	\$ -	-	\$ 178,330	-	\$ 178,330	\$ 178,330	-
2520 Fiscal Services-Total	\$ -	\$ 53,952	\$ -	-	\$ 178,330	-	\$ 178,330	\$ 178,330	-
2620-Planning,Research,Development Svcs									
123-Temporary-Licensed	\$ -	\$ 6,250	\$ 6,250	-	\$ -	-	\$ -	\$ -	-
210-PERS	\$ -	\$ 2,002	\$ 1,677	-	\$ -	-	\$ -	\$ -	-
220-Social Security Administration	\$ -	\$ 478	\$ 478	-	\$ -	-	\$ -	\$ -	-
231-Workers Compensation	\$ -	\$ 26	\$ 24	-	\$ -	-	\$ -	\$ -	-
235-PFMLI	\$ -	\$ -	\$ 12	-	\$ -	-	\$ -	\$ -	-
2620-Total	\$ -	\$ 8,756	\$ 8,442	-	\$ -	-	\$ -	\$ -	-
2680-Interpretation & Translation Services									
111-Licensed Salaries	\$ -	\$ 29,474	\$ 30,352	1.00	\$ 31,456	1.00	\$ 31,456	\$ 31,456	1.00
124-Temporary-Classified (At-Will)	\$ -	\$ 15,000	\$ 15,000	-	\$ 905	-	\$ 905	\$ 905	-
156-Stipend - Classified	\$ -	\$ -	\$ -	-	\$ 3,000	-	\$ 3,000	\$ 3,000	-
210-PERS	\$ -	\$ 14,407	\$ 13,045	-	\$ 10,455	-	\$ 10,455	\$ 10,455	-
220-Social Security Administration	\$ -	\$ 3,248	\$ 3,268	-	\$ 2,705	-	\$ 2,705	\$ 2,705	-
231-Workers Compensation	\$ -	\$ 170	\$ 176	-	\$ 128	-	\$ 128	\$ 128	-
235-PFMLI	\$ -	\$ -	\$ 94	-	\$ 81	-	\$ 81	\$ 81	-
243-Classified Insurance	\$ -	\$ 14,110	\$ 15,307	-	\$ 16,091	-	\$ 16,091	\$ 16,091	-
2680-Interpretation&Translation Svcs Total	\$ -	\$ 76,408	\$ 77,242	1.00	\$ 64,822	1.00	\$ 64,822	\$ 64,822	1.00
7000-Unappropriated Ending Fund Balance									
820-Unappropriated Ending Fund Balance	\$ -	\$ 150,120	\$ -	-	\$ 207,000	-	\$ 207,000	\$ 207,000	-
7000-Unappropriated Ending Fund Bal Total	\$ -	\$ 150,120	\$ -	-	\$ 207,000	-	\$ 207,000	\$ 207,000	-
FUND 251-TOTAL REQUIREMENTS	\$ -	\$ 1,079,044	\$ 2,756,934	43.25	\$ 3,772,517	45.66	\$ 3,772,517	\$ 3,772,517	45.66

THIS PAGE INTENTIONALLY LEFT BLANK

272 Fund – Capital Improvements Fund

This fund is dedicated to major capital projects for the repair and upkeep of District's facilities and grounds. In 2011-2013 there were QSCB (Qualified School Construction Bond) dollars used to address lighting and boiler energy efficiency projects. In 2020, the school district started a Construction Excise Tax. The revenue from the tax will be added to the Capital Improvement Fund to meet the needs of future capital projects.

LEBANON COMMUNITY SCHOOL DISTRICT 9

485 S 5th St, Lebanon, OR 97355

RESOURCES REPORT:		2019-2020 ACTUAL	2020-2021 ACTUAL	2021-2022 ADOPTED	2021-2022 ADOPTED FTE	2022-2023 PROPOSED	2022-2023 PROPOSED FTE	2022-2023 APPROVED	2022-2023 ADOPTED	2022-2023 ADOPTED FTE
FUND 272-CAPITAL PROJECTS FUND										
Transfer										
1130-CET Construction Excise Tax	\$	-	\$ 80,732	\$ 75,000	-	\$ 450,000	-	\$ 450,000	\$ 450,000	-
1990-Miscellaneous	\$	1,492	\$ -	\$ -	-	\$ 150,000	-	\$ 150,000	\$ 150,000	-
5200-Transfers of Funds	\$	-	\$ 200,000	\$ 300,000	-	\$ 50,000	-	\$ 50,000	\$ 50,000	-
Transfer Total	\$	1,492	\$ 280,732	\$ 375,000	-	\$ 650,000	-	\$ 650,000	\$ 650,000	-
Beginning Fund Balance										
5400-Resources - Beginning Fund Balance	\$	530,004	\$ 409,241	\$ 700,000	-	\$ 890,000	-	\$ 890,000	\$ 890,000	-
Beginning Fund Balance Total	\$	530,004	\$ 409,241	\$ 700,000	-	\$ 890,000	-	\$ 890,000	\$ 890,000	-
FUND 272-TOTAL RESOURCES	\$	531,497	\$ 689,973	\$ 1,075,000	-	\$ 1,540,000	-	\$ 1,540,000	\$ 1,540,000	-

REQUIREMENTS REPORT:		2019-2020 ACTUAL	2020-2021 ACTUAL	2021-2022 ADOPTED	2021-2022 ADOPTED FTE	2022-2023 PROPOSED	2022-2023 PROPOSED FTE	2022-2023 APPROVED	2022-2023 ADOPTED	2022-2023 ADOPTED FTE
FUND 272-CAPITAL PROJECTS FUND										
2520-Fiscal Services										
670-Taxes and Licenses	\$	-	\$ 3,229	\$ -	-	\$ -	-	\$ -	\$ -	-
2520-Fiscal Services Total	\$	-	\$ 3,229	\$ -	-	\$ -	-	\$ -	\$ -	-
2540-Operation and Maint of Plant Svcs										
322-Repairs & Maintenance Svcs	\$	12,170	\$ -	\$ 50,000	-	\$ 50,000	-	\$ 50,000	\$ 50,000	-
324-Rentals	\$	91	\$ -	\$ -	-	\$ -	-	\$ -	\$ -	-
389-Other Non-Instructional Prof & Tech	\$	12,985	\$ -	\$ 50,000	-	\$ 50,000	-	\$ 50,000	\$ 50,000	-
410-Consumable Supplies & Materials	\$	485	\$ -	\$ -	-	\$ -	-	\$ -	\$ -	-
460-Non-Consumable Items	\$	9,008	\$ -	\$ 10,000	-	\$ 10,000	-	\$ 10,000	\$ 10,000	-
520-Buildings Acquisition	\$	14,798	\$ 18,530	\$ -	-	\$ -	-	\$ -	\$ -	-
530-Improvements Other Than Buildings	\$	24,818	\$ -	\$ -	-	\$ -	-	\$ -	\$ -	-
640-Dues & Fees	\$	81	\$ -	\$ -	-	\$ -	-	\$ -	\$ -	-
2540-Operation and Maintenance Total	\$	74,436	\$ 18,530	\$ 110,000	-	\$ 110,000	-	\$ 110,000	\$ 110,000	-
2520-Fiscal Services										
520-Buildings Acquisition	\$	1,855	\$ -	\$ -	-	\$ -	-	\$ -	\$ -	-
2520-Fiscal Services Total	\$	1,855	\$ -	\$ -	-	\$ -	-	\$ -	\$ -	-
4150-Acquisition,Construct, Improvement										
383-Architect/Engineer Services	\$	45,964	\$ -	\$ -	-	\$ -	-	\$ -	\$ -	-
520-Buildings Acquisition	\$	-	\$ -	\$ 250,000	-	\$ 850,000	-	\$ 850,000	\$ 850,000	-
530-Improvements Other Than Building	\$	-	\$ 308,485	\$ 400,000	-	\$ -	-	\$ -	\$ -	-
4150-Total	\$	45,964	\$ 308,485	\$ 650,000	-	\$ 850,000	-	\$ 850,000	\$ 850,000	-
7000-Unappropriated Ending Fund Balance										
820-Unappropriated Ending Fund Balance	\$	409,241	\$ 359,728	\$ 315,000	-	\$ 580,000	-	\$ 580,000	\$ 580,000	-
7000-Unappropriated Ending Fund Bal Total	\$	409,241	\$ 359,728	\$ 315,000	-	\$ 580,000	-	\$ 580,000	\$ 580,000	-
FUND 272-TOTAL REQUIREMENTS	\$	531,497	\$ 689,973	\$ 1,075,000	-	\$ 1,540,000	-	\$ 1,540,000	\$ 1,540,000	-

274 Fund – Technology Fund

This fund is dedicated to major repair, replacement and upgrading of technology, including computing, networking and telecommunications. This fund was established in 2010-2011. In 2015-2016, the funds were saved and combined with 2016-2017 allocations to address major network upgrades that are E-Rate reimbursable through the new funding area. 2016-2017 projects included wiring and cabling upgrades and/or replacement. New E-Rate reimbursable projects for 2017-2018 addressed wireless capabilities and cabling. In 2018-2019, \$100,000 will be transferred from General Fund to support upgrades and additional security features. In 2019-2020, potential server upgrades and maintain a funding balance for major upgrades in the next three years. In 2022-2023, \$100,000 will be transferred from the General Fund to support technology upgrades to improve the online education experience.

LEBANON COMMUNITY SCHOOL DISTRICT 9

485 S 5th St, Lebanon, OR 97355

RESOURCES REPORT:	2019-2020 ACTUAL	2020-2021 ACTUAL	2021-2022 ADOPTED	2021-2022 ADOPTED FTE	2022-2023 PROPOSED	2022-2023 PROPOSED FTE	2022-2023 APPROVED	2022-2023 ADOPTED	2022-2023 ADOPTED FTE
FUND 274-TECHNOLOGY FUND									
Local									
1920-Contributions and Donations From Private Sources	\$ 70,000	\$ -	\$ -	-	\$ -	-	\$ -	\$ -	-
1994-E-Rate Reimbursement	\$ 46,496	\$ -	\$ -	-	\$ -	-	\$ -	\$ -	-
Local Total	\$ 116,496	\$ -	\$ -	-	\$ -	-	\$ -	\$ -	-
Transfer									
5200-Transfers of Funds	\$ -	\$ 80,000	\$ 100,000	-	\$ 100,000	-	\$ 100,000	\$ 100,000	-
Transfer Total	\$ -	\$ 80,000	\$ 100,000	-	\$ 100,000	-	\$ 100,000	\$ 100,000	-
5300-Sale/Compensation for Loss Fxd Asset									
5300-Sale of or Compensation for Loss of FA	\$ -	\$ -	\$ -	-	\$ -	-	\$ -	\$ -	-
5300-Total	\$ -	\$ -	\$ -	-	\$ -	-	\$ -	\$ -	-
Beginning Fund Balance									
5400-Resources - Beginning Fund Balance	\$ 245,181	\$ 336,072	\$ 372,000	-	\$ 420,750	-	\$ 420,750	\$ 420,750	-
Beginning Fund Balance Total	\$ 245,181	\$ 336,072	\$ 372,000	-	\$ 420,750	-	\$ 420,750	\$ 420,750	-
FUND 274-TOTAL RESOURCES	\$ 361,676	\$ 416,072	\$ 472,000	-	\$ 520,750	-	\$ 520,750	\$ 520,750	-

REQUIREMENT REPORT:	2019-2020 ACTUAL	2020-2021 ACTUAL	2021-2022 ADOPTED	2021-2022 ADOPTED FTE	2022-2023 PROPOSED	2022-2023 PROPOSED FTE	2022-2023 APPROVED	2022-2023 ADOPTED	2022-2023 ADOPTED FTE
FUND 274-Technology Fund									
2660-Technology Services									
389-Other Non-Instructional Prof & Tech	\$ 2,220	\$ -	\$ 2,000	-	\$ -	-	\$ -	\$ -	-
410-Consumable Supplies & Materials	\$ -	\$ 5,115	\$ -	-	\$ -	-	\$ -	\$ -	-
470-Computer Software	\$ 270	\$ 825	\$ -	-	\$ -	-	\$ -	\$ -	-
480-Computer Hardware	\$ -	\$ 37,403	\$ 200,000	-	\$ 200,000	-	\$ 200,000	\$ 200,000	-
550-Depreciable Technoloty	\$ 21,560	\$ -	\$ 200,000	-	\$ 200,000	-	\$ 200,000	\$ 200,000	-
640-Dues & Fees	\$ -	\$ -	\$ -	-	\$ -	-	\$ -	\$ -	-
2660-Technology Services Total	\$ 24,050	\$ 43,343	\$ 402,000	-	\$ 400,000	-	\$ 400,000	\$ 400,000	-
4150-Acquisition, Construct, Improvement									
520-Buildings Acquisition	\$ -	\$ -	\$ -	-	\$ -	-	\$ -	\$ -	-
540-Depreciable Equipment	\$ 1,554	\$ -	\$ -	-	\$ -	-	\$ -	\$ -	-
4150-Total	\$ 1,554	\$ -	\$ -	-	\$ -	-	\$ -	\$ -	-
7000-Unappropriated Ending Fund Balance									
820-Unappropriated Ending Fund Balance	\$ 336,072	\$ 372,729	\$ 70,000	-	\$ 120,750	-	\$ 120,750	\$ 120,750	-
7000-Unappropriated Ending Fund Bal Total	\$ 336,072	\$ 372,729	\$ 70,000	-	\$ 120,750	-	\$ 120,750	\$ 120,750	-
FUND 274-TOTAL REQUIREMENTS	\$ 361,676	\$ 416,072	\$ 472,000	-	\$ 520,750	-	\$ 520,750	\$ 520,750	-

277 Fund – Track and Turf Replacement Fund

Through Board Resolution this fund was developed as a dedicated source for the replacement and future maintenance of the Lebanon High School track and football field. Starting in June 2021, the school district is replacing the turf football field to be completed in the fall of 2021. No additional transfers will be made in 2022-23.

LEBANON COMMUNITY SCHOOL DISTRICT 9

485 S 5th St, Lebanon, OR 97355

RESOURCES REPORT:	2019-2020 ACTUAL	2020-2021 ACTUAL	2021-2022 ADOPTED	2021-2022 ADOPTED FTE	2022-2023 PROPOSED	2022-2023 PROPOSED FTE	2022-2023 APPROVED	2022-2023 ADOPTED	2022-2023 ADOPTED FTE
FUND 277-TRACK & TURF REPLACE FUND									
Local									
1920-Contributions and Donations From Private Sources	\$ -	\$ -	\$ -	-	\$ -	-	\$ -	\$ -	-
Local Total	\$ -	\$ -	\$ -	-	\$ -	-	\$ -	\$ -	-
Transfer									
5200-Transfers of Funds	\$ 10,000	\$ -	\$ -	-	\$ -	-	\$ -	\$ -	-
Transfer Total	\$ 10,000	\$ -	\$ -	-	\$ -	-	\$ -	\$ -	-
Beginning Fund Balance									
5400-Resources - Beginning Fund Balance	\$ 128,953	\$ 138,953	\$ 139,000	-	\$ -	-	\$ -	\$ -	-
Beginning Fund Balance Total	\$ 128,953	\$ 138,953	\$ 139,000	-	\$ -	-	\$ -	\$ -	-
FUND 277-TOTAL RESOURCES	\$ 138,953	\$ 138,953	\$ 139,000	-	\$ -	-	\$ -	\$ -	-

REQUIREMENT REPORT:	2019-2020 ACTUAL	2020-2021 ACTUAL	2021-2022 ADOPTED	2021-2022 ADOPTED FTE	2022-2023 PROPOSED	2022-2023 PROPOSED FTE	2022-2023 APPROVED	2022-2023 ADOPTED	2022-2023 ADOPTED FTE
FUND 277-TRACK & TURF REPLACE FUND									
2540-Operation and Maintenance									
530-Improvements Other Than Building	\$ -	\$ -	\$ 139,000	-	\$ -	-	\$ -	\$ -	-
2540-Operation and Maintenance Total	\$ -	\$ -	\$ 139,000	-	\$ -	-	\$ -	\$ -	-
7000-Unappropriated Ending Fund Balance									
820-Unappropriated Ending Fund Balance	\$ 138,953	\$ 138,953	\$ -	-	\$ -	-	\$ -	\$ -	-
7000-Unappropriated Ending Fund Bal Total	\$ 138,953	\$ 138,953	\$ -	-	\$ -	-	\$ -	\$ -	-
FUND 277-TOTAL REQUIREMENTS	\$ 138,953	\$ 138,953	\$ 139,000	-	\$ -	-	\$ -	\$ -	-

279 Fund – Student Activity Fund

This fund is for monies that are controlled by school district personnel and are reported at the school level. Student Body Funds are raised or collected by and/or for school approved student groups for which the school district prescribes the purposes for how money is obtained and used.

LEBANON COMMUNITY SCHOOL DISTRICT 9

485 S 5th St, Lebanon, OR 97355

RESOURCES REPORT:	2019-2020 ACTUAL	2020-2021 ACTUAL	2021-2022 ADOPTED	2021-2022 ADOPTED FTE	2022-2023 PROPOSED	2022-2023 PROPOSED FTE	2022-2023 APPROVED	2022-2023 ADOPTED	2022-2023 ADOPTED FTE
FUND 279-STUDENT ACTIVITY FUND									
Local									
1510-Interest on Investments	\$ 5,452	\$ 2,091	\$ 5,000	-	\$ 2,500	-	\$ 2,500	\$ 2,500	-
1760-Club Fund Raising	\$ 525,175	\$ 150,084	\$ 750,000	-	\$ 550,000	-	\$ 550,000	\$ 550,000	-
1920-Contributions and Donations	\$ -	\$ -	\$ -	-	\$ -	-	\$ -	\$ -	-
1990-Miscellaneous	\$ (1,850)	\$ 240	\$ -	-	\$ -	-	\$ -	\$ -	-
Local Total	\$ 528,777	\$ 152,415	\$ 755,000	-	\$ 552,500	-	\$ 552,500	\$ 552,500	-
Beginning Fund Balance									
5400-Resources - Beginning Fund Balance	\$ 563,967	\$ 574,025	\$ 520,000	-	\$ 650,000	-	\$ 650,000	\$ 650,000	-
Beginning Fund Balance Total	\$ 563,967	\$ 574,025	\$ 520,000	-	\$ 650,000	-	\$ 650,000	\$ 650,000	-
FUND 279-TOTAL RESOURCES	\$ 1,092,744	\$ 726,440	\$ 1,275,000	-	\$ 1,202,500	-	\$ 1,202,500	\$ 1,202,500	-

REQUIREMENT REPORT:	2019-2020 ACTUAL	2020-2021 ACTUAL	2021-2022 ADOPTED	2021-2022 ADOPTED FTE	2022-2023 PROPOSED	2022-2023 PROPOSED FTE	2022-2023 APPROVED	2022-2023 ADOPTED	2022-2023 ADOPTED FTE
FUND 279-STUDENT ACTIVITY FUND									
1113-Elementary Extra-Curricular									
311-Instruction Svcs	\$ 108	\$ -	\$ 250	-	\$ 250	-	\$ 250	\$ 250	-
331-Reimbursable Student Transportation	\$ 1,819	\$ -	\$ -	-	\$ -	-	\$ -	\$ -	-
340-Travel	\$ 6,114	\$ 78	\$ 15,000	-	\$ 15,000	-	\$ 15,000	\$ 15,000	-
353-Postage	\$ -	\$ 13	\$ -	-	\$ -	-	\$ -	\$ -	-
389-Other Non-Instructional Prof & Tech	\$ -	\$ -	\$ 1,000	-	\$ 1,000	-	\$ 1,000	\$ 1,000	-
410-Consumable Supplies & Materials	\$ 43,742	\$ 15,491	\$ 65,000	-	\$ 65,000	-	\$ 65,000	\$ 65,000	-
420-Textbooks	\$ -	\$ 49	\$ -	-	\$ -	-	\$ -	\$ -	-
430-Library Books	\$ 4,436	\$ 10	\$ 7,500	-	\$ 7,500	-	\$ 7,500	\$ 7,500	-
460-Non-Consumable Items	\$ 3,711	\$ -	\$ 5,000	-	\$ 5,000	-	\$ 5,000	\$ 5,000	-
470-Computer Software	\$ -	\$ 336	\$ 1,000	-	\$ 1,000	-	\$ 1,000	\$ 1,000	-
480-Computer Hardware	\$ 2,676	\$ -	\$ 2,000	-	\$ 2,000	-	\$ 2,000	\$ 2,000	-
540-Depreciable Equipment	\$ 35,328	\$ -	\$ -	-	\$ -	-	\$ -	\$ -	-
640-Dues & Fees	\$ 89	\$ 215	\$ 1,000	-	\$ 1,000	-	\$ 1,000	\$ 1,000	-
1113-Elementary Extra-Curricular Total	\$ 98,023	\$ 16,191	\$ 97,750	-	\$ 97,750	-	\$ 97,750	\$ 97,750	-

LEBANON COMMUNITY SCHOOL DISTRICT 9

485 S 5th St, Lebanon, OR 97355

REQUIREMENT REPORT:	2019-2020 ACTUAL	2020-2021 ACTUAL	2021-2022 ADOPTED	2021-2022 ADOPTED FTE	2022-2023 PROPOSED	2022-2023 PROPOSED FTE	2022-2023 APPROVED	2022-2023 ADOPTED	2022-2023 ADOPTED FTE
FUND 279-STUDENT ACTIVITY FUND									
1122-Middle School Extra-Curricular									
340-Travel	\$ -	\$ -	\$ 500	-	\$ 500	-	\$ 500	\$ 500	-
410-Consumable Supplies & Materials	\$ 24,493	\$ 9,171	\$ 25,000	-	\$ 25,000	-	\$ 25,000	\$ 25,000	-
430-Library Books	\$ 580	\$ -	\$ 750	-	\$ 750	-	\$ 750	\$ 750	-
460-Non-Consumable Items	\$ -	\$ -	\$ 2,500	-	\$ 2,500	-	\$ 2,500	\$ 2,500	-
640-Dues & Fees	\$ 656	\$ 22	\$ 1,000	-	\$ 1,000	-	\$ 1,000	\$ 1,000	-
1122-Middle School Extra-Curricular Total	\$ 25,729	\$ 9,193	\$ 29,750	-	\$ 29,750	-	\$ 29,750	\$ 29,750	-
1132-High School Extra-Curricular									
321-Cleaning Svcs	\$ 613	\$ 645	\$ 750	-	\$ 750	-	\$ 750	\$ 750	-
322-Repairs & Maintenance Svcs	\$ 521	\$ 2,506	\$ 500	-	\$ 500	-	\$ 500	\$ 500	-
324-Rentals	\$ 5,863	\$ -	\$ 20,000	-	\$ 20,000	-	\$ 20,000	\$ 20,000	-
340-Travel	\$ 97,211	\$ 23,860	\$ 190,000	-	\$ 190,000	-	\$ 190,000	\$ 190,000	-
353-Postage	\$ 198	\$ -	\$ 250	-	\$ 250	-	\$ 250	\$ 250	-
354-Advertising	\$ -	\$ -	\$ 500	-	\$ 500	-	\$ 500	\$ 500	-
389-Other Non-Instructional Prof & Tech	\$ 5,150	\$ -	\$ 5,000	-	\$ 5,000	-	\$ 5,000	\$ 5,000	-
410-Consumable Supplies & Materials	\$ 222,361	\$ 98,701	\$ 300,000	-	\$ 300,000	-	\$ 300,000	\$ 300,000	-
460-Non-Consumable Items	\$ 9,664	\$ -	\$ 15,000	-	\$ 15,000	-	\$ 15,000	\$ 15,000	-
470-Computer Software	\$ 2,367	\$ 97	\$ 2,500	-	\$ 2,500	-	\$ 2,500	\$ 2,500	-
640-Dues & Fees	\$ 48,641	\$ 40,633	\$ 85,000	-	\$ 85,000	-	\$ 85,000	\$ 85,000	-
1132-High School Extra-Curricular Total	\$ 392,588	\$ 166,442	\$ 619,500	-	\$ 619,500	-	\$ 619,500	\$ 619,500	-
2550-Student Transportation Services									
331-Reimbursable Student Transportation	\$ 160	\$ -	\$ -	-	\$ -	-	\$ -	\$ -	-
332-Non-reimbursable Student Transportation	\$ 1,952	\$ -	\$ 2,500	-	\$ 2,500	-	\$ 2,500	\$ 2,500	-
343-Travel, Student Out-of-District	\$ 266	\$ -	\$ 500	-	\$ 500	-	\$ 500	\$ 500	-
2550-Student Transportation Services Total	\$ 2,379	\$ -	\$ 3,000	-	\$ 3,000	-	\$ 3,000	\$ 3,000	-
7000-Unappropriated Ending Fund Bal.									
820-Unappropriated Ending Fund Balance	\$ 574,025	\$ 534,614	\$ 525,000	-	\$ 452,500	-	\$ 452,500	\$ 452,500	-
7000-Unappropriated Ending Fund Bal Total	\$ 574,025	\$ 534,614	\$ 525,000	-	\$ 452,500	-	\$ 452,500	\$ 452,500	-
FUND 279-TOTAL REQUIREMENTS	\$ 1,092,744	\$ 726,440	\$ 1,275,000	-	\$ 1,202,500	-	\$ 1,202,500	\$ 1,202,500	-

THIS PAGE INTENTIONALLY LEFT BLANK

286 Fund – High School Athletic Fund

This fund is for money raised by admissions and athletic fees, along with the revenue transfer from the General Fund. Expenditures are used to support the High School Athletic Program and some Middle School Athletics. The District continues to explore areas where both high school and middle school students can participate in sports together (such as track, cross country, and wrestling) without a large financial outlay. In 2016-2017, the District increased the transfer from General Fund by \$40,000 for the implementation of middle school football and volleyball programs. In 2017-2018, the District increased the transfer by \$10,000 to help offset the PERS rate increase. In 2018-2019, the District increased the transfer by \$31,000 for the implementation of school basketball and increased staffing costs. In 2020-2021, the district will increase its transfer by \$25,000 to help support increase program costs and the addition of middle school soccer programs. In 2022-2023, the district will continue to support and grow its middle school athletic school programs. This will provide additional opportunities for all students to participate.

LEBANON COMMUNITY SCHOOL DISTRICT 9

485 S 5th St, Lebanon, OR 97355

RESOURCES REPORT:	2019-2020 ACTUAL	2020-2021 ACTUAL	2021-2022 ADOPTED	2021-2022 ADOPTED FTE	2022-2023 PROPOSED	2022-2023 PROPOSED FTE	2022-2023 APPROVED	2022-2023 ADOPTED	2022-2023 ADOPTED FTE
FUND 286-HIGH SCHOOL ATHLETICS FUND									
Local									
1710-Admissions	\$ 39,267	\$ 724	\$ 50,000	-	\$ 40,000	-	\$ 40,000	\$ 40,000	-
1743-Fees Participation LHS	\$ 58,157	\$ 3,958	\$ 85,000	-	\$ 65,000	-	\$ 65,000	\$ 65,000	-
1760-Club Fund Raising	\$ -	\$ (82)	\$ -	-	\$ -	-	\$ -	\$ -	-
1920-Contributions and Donations From Private Sources	\$ 375	\$ 100	\$ -	-	\$ -	-	\$ -	\$ -	-
Local Total	\$ 97,798	\$ 4,700	\$ 135,000	-	\$ 105,000	-	\$ 105,000	\$ 105,000	-
Transfer									
5200-Transfers of Funds	\$ 450,000	\$ 475,000	\$ 475,000	-	\$ 475,000	-	\$ 475,000	\$ 475,000	-
Transfer Total	\$ 450,000	\$ 475,000	\$ 475,000	-	\$ 475,000	-	\$ 475,000	\$ 475,000	-
Beginning Fund Balance									
5400-Resources - Beginning Fund Balance	\$ 2,540	\$ -	\$ 23,433	-	\$ 50,000	-	\$ 50,000	\$ 50,000	-
Beginning Fund Balance Total	\$ 2,540	\$ -	\$ 23,433	-	\$ 50,000	-	\$ 50,000	\$ 50,000	-
FUND 286-TOTAL RESOURCES	\$ 550,338	\$ 479,700	\$ 633,433	-	\$ 630,000	-	\$ 630,000	\$ 630,000	-

REQUIREMENT REPORT:	2019-2020 ACTUAL	2020-2021 ACTUAL	2021-2022 ADOPTED	2021-2022 ADOPTED FTE	2022-2023 PROPOSED	2022-2023 PROPOSED FTE	2022-2023 APPROVED	2022-2023 ADOPTED	2022-2023 ADOPTED FTE
FUND 286-HIGH SCHOOL ATHLETICS FUND									
1122-Middle/JH School Extra-Curricular									
133-Extra Duty - Classified	\$ 91	\$ -	\$ -	-	\$ 3,000	-	\$ 3,000	\$ 3,000	-
139-Game & Misc.	\$ 224	\$ -	\$ -	-	\$ 465	-	\$ 465	\$ 465	-
150-Coaching/Athletics	\$ 42,739	\$ 11,500	\$ 44,000	-	\$ 37,500	-	\$ 37,500	\$ 37,500	-
210-PERS	\$ 5,964	\$ 2,118	\$ 6,000	-	\$ 8,119	-	\$ 8,119	\$ 8,119	-
220-Social Security Administration	\$ 3,241	\$ 870	\$ 3,250	-	\$ 3,134	-	\$ 3,134	\$ 3,134	-
231-Worker's Compensation	\$ 232	\$ 45	\$ 250	-	\$ 152	-	\$ 152	\$ 152	-
235-PFMLI	\$ -	\$ -	\$ 100	-	\$ 49	-	\$ 49	\$ 49	-
322-Repairs & Maintenance Svcs	\$ -	\$ -	\$ 2,000	-	\$ 2,000	-	\$ 2,000	\$ 2,000	-
324-Rentals	\$ 6,375	\$ 139	\$ -	-	\$ -	-	\$ -	\$ -	-
340-Travel	\$ -	\$ -	\$ 500	-	\$ 500	-	\$ 500	\$ 500	-
389-Other Non-Instructional Prof & Tech	\$ 7,298	\$ -	\$ 5,000	-	\$ 5,000	-	\$ 5,000	\$ 5,000	-
410-Consumable Supplies & Materials	\$ 4,729	\$ 1,176	\$ 13,500	-	\$ 13,500	-	\$ 13,500	\$ 13,500	-
460-Non-Consumable Items	\$ -	\$ -	\$ 5,000	-	\$ 5,000	-	\$ 5,000	\$ 5,000	-
470-Computer Software	\$ 545	\$ 95	\$ -	-	\$ -	-	\$ -	\$ -	-
640-Dues & Fees	\$ 1,436	\$ 150	\$ 5,000	-	\$ 5,000	-	\$ 5,000	\$ 5,000	-
1122-Middle School Extra-Curricular Total	\$ 72,875	\$ 16,094	\$ 84,600	-	\$ 83,419	-	\$ 83,419	\$ 83,419	-

LEBANON COMMUNITY SCHOOL DISTRICT 9

485 S 5th St, Lebanon, OR 97355

REQUIREMENT REPORT:	2019-2020 ACTUAL	2020-2021 ACTUAL	2021-2022 ADOPTED	2021-2022 ADOPTED FTE	2022-2023 PROPOSED	2022-2023 PROPOSED FTE	2022-2023 APPROVED	2022-2023 ADOPTED	2022-2023 ADOPTED FTE
FUND 286-HIGH SCHOOL ATHLETICS FUND									
1132-High School Extra-Curricular									
112-Classified Salaries	\$ 14,407	\$ 52,427	\$ 53,911	1.30	\$ 49,909	1.30	\$ 49,909	\$ 49,909	1.30
132-Comp Time	\$ 985	\$ -	\$ -	-	\$ -	-	\$ -	\$ -	-
139-Game & Misc.	\$ 6,821	\$ 4,175	\$ -	-	\$ 2,520	-	\$ 2,520	\$ 2,520	-
150-Coaching/Athletics	\$ 187,767	\$ 183,123	\$ 190,000	-	\$ 191,067	-	\$ 191,067	\$ 191,067	-
210-PERS	\$ 72,885	\$ 70,981	\$ 75,000	-	\$ 63,252	-	\$ 63,252	\$ 63,252	-
220-Social Security Administration	\$ 18,149	\$ 17,579	\$ 18,500	-	\$ 18,627	-	\$ 18,627	\$ 18,627	-
231-Worker's Compensation	\$ 1,309	\$ 902	\$ 1,350	-	\$ 924	-	\$ 924	\$ 924	-
231-PFMLI	\$ -	\$ -	\$ 500	-	\$ 501	-	\$ 501	\$ 501	-
243-Classified Insurance	\$ 18,056	\$ 18,266	\$ 19,572	-	\$ 22,348	-	\$ 22,348	\$ 22,348	-
322-Repairs & Maintenance Svcs	\$ 6,525	\$ -	\$ 2,500	-	\$ 2,500	-	\$ 2,500	\$ 2,500	-
324-Rentals	\$ 4,968	\$ 2,810	\$ 6,000	-	\$ 6,000	-	\$ 6,000	\$ 6,000	-
340-Travel	\$ 9,307	\$ 76	\$ 11,450	-	\$ 11,450	-	\$ 11,450	\$ 11,450	-
353-Postage	\$ 12	\$ 275	\$ 250	-	\$ 250	-	\$ 250	\$ 250	-
355-Printing & Binding	\$ 45,987	\$ 46,547	\$ 55,000	-	\$ 55,000	-	\$ 55,000	\$ 55,000	-
389-Other Non-Instructional Prof & Tech	\$ -	\$ -	\$ -	-	\$ -	-	\$ -	\$ -	-
410-Consumable Supplies & Materials	\$ 13,655	\$ 17,696	\$ 28,300	-	\$ 28,300	-	\$ 28,300	\$ 28,300	-
460-Non-Consumable Items	\$ 1,575	\$ -	\$ 1,500	-	\$ 1,500	-	\$ 1,500	\$ 1,500	-
470-Computer Software	\$ 987	\$ 1,550	\$ -	-	\$ -	-	\$ -	\$ -	-
480-Computer Hardware	\$ 599	\$ -	\$ -	-	\$ -	-	\$ -	\$ -	-
541-Initial and Additional Equipment	\$ 2,000	\$ -	\$ -	-	\$ -	-	\$ -	\$ -	-
640-Dues & Fees	\$ 11,512	\$ 6,880	\$ 10,000	-	\$ 10,000	-	\$ 10,000	\$ 10,000	-
1132-High School Extra-Curricular Total	\$ 417,504	\$ 423,287	\$ 473,833	1.30	\$ 464,147	1.30	\$ 464,147	\$ 464,147	1.30
2550-Student Transportation Services									
332-Non-reimbursable Student Transportation	\$ 59,958	\$ 28,736	\$ 75,000	-	\$ 82,433	-	\$ 82,433	\$ 82,433	-
2550-Student Transportation Services Total	\$ 59,958	\$ 28,736	\$ 75,000	-	\$ 82,433	-	\$ 82,433	\$ 82,433	-
5200-Transfers of Funds									
715-Transfer to Other Funds	\$ -	\$ -	\$ -	-	\$ -	-	\$ -	\$ -	-
5200-Transfers of Funds Total	\$ -	\$ -	\$ -	-	\$ -	-	\$ -	\$ -	-
7000-Unappropriated Ending Fund Balance									
820-Unappropriated Ending Fund Balance	\$ -	\$ 11,583	\$ -	-	\$ -	-	\$ -	\$ -	-
7000-Unappropriated Ending Fund Bal Total	\$ -	\$ 11,583	\$ -	-	\$ -	-	\$ -	\$ -	-
FUND 286-TOTAL REQUIREMENTS	\$ 550,338	\$ 479,700	\$ 633,433	1.30	\$ 630,000	1.30	\$ 630,000	\$ 630,000	1.30

THIS PAGE INTENTIONALLY LEFT BLANK

289 Fund – Measure 98

High School Success is a fund initiated by ballot Measure 98 in November 2016. The measure passed with 65% voter support and allowed the Oregon Department of Education (ODE) to disperse \$170 million total during the 2017-19 biennium among districts and charter schools that serve students in grade 9 through grade 12. The measure 98 funds are designed to assist the district with chronic absenteeism, career technical education, dropout prevention, and graduation improvement.

LEBANON COMMUNITY SCHOOL DISTRICT 9

485 S 5th St, Lebanon, OR 97355

RESOURCES REPORT:	2019-2020 ACTUAL	2020-2021 ACTUAL	2021-2022 ADOPTED	2021-2022 ADOPTED FTE	2022-2023 PROPOSED	2022-2023 PROPOSED FTE	2022-2023 APPROVED	2022-2023 ADOPTED	2022-2023 ADOPTED FTE
FUND 289-HIGH SCHOOL SUCCESS (MEASURE 98)									
State									
3299-Other Restricted Grants-In-Aid	\$ 1,007,849	\$ 965,048	\$ 1,070,014	-	\$ 1,245,106	-	\$ 1,245,106	\$ 1,245,106	-
State Total	\$ 1,007,849	\$ 965,048	\$ 1,070,014	-	\$ 1,245,106	-	\$ 1,245,106	\$ 1,245,106	-
FUND 289-TOTAL RESOURCES	\$ 1,007,849	\$ 965,048	\$ 1,070,014	-	\$ 1,245,106	-	\$ 1,245,106	\$ 1,245,106	-

REQUIREMENT REPORT:	2019-2020 ACTUAL	2020-2021 ACTUAL	2021-2022 ADOPTED	2021-2022 ADOPTED FTE	2022-2023 PROPOSED	2022-2023 PROPOSED FTE	2022-2023 APPROVED	2022-2023 ADOPTED	2022-2023 ADOPTED FTE
FUND 289-HIGH SCHOOL SUCCESS (MEASURE 98)									
1100-Undesignated									
132-Comp Time	\$ 19	\$ -	\$ -	-	\$ -	-	\$ -	\$ -	-
210-PERS	\$ 5	\$ -	\$ -	-	\$ -	-	\$ -	\$ -	-
220-Social Security Administration	\$ 1	\$ -	\$ -	-	\$ -	-	\$ -	\$ -	-
231-Workers Compensation	\$ 0	\$ -	\$ -	-	\$ -	-	\$ -	\$ -	-
1100-Undesignated Total	\$ 24	\$ -	\$ -	-	\$ -	-	\$ -	\$ -	-
1131-High School Programs									
111-Licensed Salaries	\$ 170,646	\$ 151,333	\$ 185,795	3.00	\$ 168,067	3.00	\$ 168,067	\$ 168,067	3.00
112-Classified Salaries	\$ 17,008	\$ 17,950	\$ 18,937	0.78	\$ 22,400	0.91	\$ 22,400	\$ 22,400	0.91
124-Temporary Classified	\$ 1,200	\$ -	\$ -	-	\$ 1,470	-	\$ 1,470	\$ 1,470	-
131-Extra Duty Classified	\$ -	\$ 456	\$ 225	-	\$ 688	-	\$ 688	\$ 688	-
132-Comp Time	\$ 104	\$ 53	\$ -	-	\$ -	-	\$ -	\$ -	-
133-Extra Duty Licensed	\$ 2,116	\$ -	\$ -	-	\$ -	-	\$ -	\$ -	-
210-PERS	\$ 57,935	\$ 51,758	\$ 63,483	-	\$ 57,160	-	\$ 57,160	\$ 57,160	-
220-Social Security Administration	\$ 13,890	\$ 12,237	\$ 12,993	-	\$ 14,736	-	\$ 14,736	\$ 14,736	-
231-Workers Compensation	\$ 981	\$ 629	\$ 666	-	\$ 693	-	\$ 693	\$ 693	-
235-PFMLI	\$ -	\$ -	\$ 451	-	\$ 510	-	\$ 510	\$ 510	-
242-Licensed Insurance	\$ 35,881	\$ 35,291	\$ 48,291	-	\$ 48,272	-	\$ 48,272	\$ 48,272	-
243-Classified Insurance	\$ 12,051	\$ 12,051	\$ 13,076	-	\$ 17,291	-	\$ 17,291	\$ 17,291	-
312-Instructional Programs Improvement Services	\$ 5,100	\$ -	\$ 10,000	-	\$ -	-	\$ -	\$ -	-
374-Other Tuition	\$ 10,344	\$ 45,156	\$ -	-	\$ 10,000	-	\$ 10,000	\$ 10,000	-
389-Other Non-Instructional Professional and Technical	\$ -	\$ -	\$ -	-	\$ -	-	\$ -	\$ -	-
399-Licensed Subs	\$ 4,544	\$ 11,627	\$ 10,000	-	\$ 10,000	-	\$ 10,000	\$ 10,000	-
410-Consumable Supplies & Materials	\$ 6,624	\$ 673	\$ 50,000	-	\$ 50,000	-	\$ 50,000	\$ 50,000	-
420-Textbooks	\$ -	\$ 4,400	\$ -	-	\$ 5,000	-	\$ 5,000	\$ 5,000	-
460-Non-Consumable Supplies	\$ 2,350	\$ -	\$ -	-	\$ 10,000	-	\$ 10,000	\$ 10,000	-
470-Computer Software	\$ -	\$ 10,500	\$ -	-	\$ 10,000	-	\$ 10,000	\$ 10,000	-
480-Computer Hardware	\$ -	\$ 3,100	\$ -	-	\$ 10,000	-	\$ 10,000	\$ 10,000	-
520-Buildings Acquisition	\$ -	\$ 12,698	\$ -	-	\$ -	-	\$ -	\$ -	-
540-Depreciable Equipment	\$ -	\$ 9,165	\$ -	-	\$ 20,000	-	\$ 20,000	\$ 20,000	-
1131-High School Programs Total	\$ 340,775	\$ 379,075	\$ 413,918	3.78	\$ 456,286	3.91	\$ 456,286	\$ 456,286	3.91

LEBANON COMMUNITY SCHOOL DISTRICT 9

485 S 5th St, Lebanon, OR 97355

REQUIREMENT REPORT:	2019-2020 ACTUAL	2020-2021 ACTUAL	2021-2022 ADOPTED	2021-2022 ADOPTED FTE	2022-2023 PROPOSED	2022-2023 PROPOSED FTE	2022-2023 APPROVED	2022-2023 ADOPTED	2022-2023 ADOPTED FTE
FUND 289-HIGH SCHOOL SUCCESS (MEASURE 98)									
1280-Alternative Education Programs									
111-Licensed Salaries	\$ 41,153	\$ 85,763	\$ 83,547	1.00	\$ 94,812	1.00	\$ 94,812	\$ 94,812	1.00
113-Administrators	\$ 66,083	\$ 68,579	\$ 71,419	0.60	\$ 72,319	0.60	\$ 72,319	\$ 72,319	0.60
131-Extra Duty Classified	\$ -	\$ 1,315	\$ -	-	\$ -	-	\$ -	\$ -	-
132-Comp Time	\$ 120	\$ 2,400	\$ -	-	\$ -	-	\$ -	\$ -	-
133-Extra Duty Licensed	\$ 2,975	\$ -	\$ -	-	\$ -	-	\$ -	\$ -	-
210-PERS	\$ 38,145	\$ 55,039	\$ 48,654	-	\$ 52,620	-	\$ 52,620	\$ 52,620	-
220-Social Security Administration	\$ 8,138	\$ 11,381	\$ 11,384	-	\$ 12,786	-	\$ 12,786	\$ 12,786	-
231-Workers Compensation	\$ 554	\$ 547	\$ 550	-	\$ 550	-	\$ 550	\$ 550	-
235-PFMLI	\$ -	\$ -	\$ 335	-	\$ 386	-	\$ 386	\$ 386	-
241-Administrator Insurance	\$ 8,717	\$ 8,729	\$ 9,402	-	\$ 4,741	-	\$ 4,741	\$ 4,741	-
242-Licensed Insurance	\$ 9,406	\$ 14,110	\$ 15,310	-	\$ 16,091	-	\$ 16,091	\$ 16,091	-
460-Non-Consumable Items	\$ 20,000	\$ -	\$ 20,000	-	\$ -	-	\$ -	\$ -	-
1280-Alternative Education Programs Total	\$ 195,292	\$ 247,862	\$ 260,602	1.60	\$ 254,305	1.60	\$ 254,305	\$ 254,305	1.60
1400-Summer School Program									
111-Extra Duty - Licensed	\$ 417	\$ 3,825	\$ -	-	\$ -	-	\$ -	\$ -	-
133-Extra Duty - Classified	\$ 2,125	\$ 3,983	\$ -	-	\$ -	-	\$ -	\$ -	-
152-Stipend - Summer School	\$ -	\$ 4,000	\$ -	-	\$ -	-	\$ -	\$ -	-
210-PERS	\$ 690	\$ 3,780	\$ -	-	\$ -	-	\$ -	\$ -	-
220-Social Security Administration	\$ 194	\$ 903	\$ -	-	\$ -	-	\$ -	\$ -	-
231-Worker's Compensation	\$ 12	\$ 40	\$ -	-	\$ -	-	\$ -	\$ -	-
1400-Summer School Program Total	\$ 3,438	\$ 16,532	\$ -	-	\$ -	-	\$ -	\$ -	-
2110-Attendance and Social Work Services									
111-Licensed Salaries	\$ 74,759	\$ -	\$ -	-	\$ 113,090	3.72	\$ 113,090	\$ 113,090	3.72
112-Classified Salaries	\$ 36,733	\$ 73,376	\$ 101,645	1.81	\$ -	-	\$ -	\$ -	-
133-Extra Duty - Classified	\$ -	\$ 153	\$ -	-	\$ -	-	\$ -	\$ -	-
210-PERS	\$ 36,881	\$ 23,956	\$ 23,473	-	\$ 33,610	-	\$ 33,610	\$ 33,610	-
220-Social Security Administration	\$ 8,142	\$ 5,330	\$ 5,796	-	\$ 8,652	-	\$ 8,652	\$ 8,652	-
231-Workers Compensation	\$ 577	\$ 291	\$ 313	-	\$ 415	-	\$ 415	\$ 415	-
235-PFMLI	\$ -	\$ -	\$ 176	-	\$ 264	-	\$ 264	\$ 264	-
242-Licensed Insurance	\$ 8,313	\$ -	\$ -	-	\$ -	-	\$ -	\$ -	-
243-Classified Insurance	\$ 21,164	\$ 33,750	\$ 38,449	-	\$ 56,853	-	\$ 56,853	\$ 56,853	-
2110-Attendance/Social Work Services Total	\$ 186,569	\$ 136,857	\$ 169,852	1.81	\$ 212,884	3.72	\$ 212,884	\$ 212,884	3.72
2120-Guidance Services									
111-Licensed Salaries	\$ 113,133	\$ 58,257	\$ 109,919	2.10	\$ 62,707	1.00	\$ 62,707	\$ 62,707	1.00
131-Extra Duty Classified	\$ -	\$ 1,163	\$ -	-	\$ -	-	\$ -	\$ -	-
210-PERS	\$ 34,594	\$ 19,359	\$ 32,808	-	\$ 18,636	-	\$ 18,636	\$ 18,636	-
220-Social Security Administration	\$ 7,652	\$ 4,116	\$ 7,100	-	\$ 4,797	-	\$ 4,797	\$ 4,797	-
231-Workers Compensation	\$ 578	\$ 217	\$ 218	-	\$ 212	-	\$ 212	\$ 212	-
235-PFMLI	\$ -	\$ -	\$ 143	-	\$ 167	-	\$ 167	\$ 167	-
242-Licensed Insurance	\$ 22,526	\$ 14,110	\$ 15,310	-	\$ 17,891	-	\$ 17,891	\$ 17,891	-
399-Licensed Subs	\$ -	\$ 1,056	\$ -	-	\$ -	-	\$ -	\$ -	-
2120-Guidance Services Total	\$ 178,484	\$ 98,277	\$ 165,497	2.10	\$ 104,410	1.00	\$ 104,410	\$ 104,410	1.00

LEBANON COMMUNITY SCHOOL DISTRICT 9

485 S 5th St, Lebanon, OR 97355

REQUIREMENT REPORT:	2019-2020 ACTUAL	2020-2021 ACTUAL	2021-2022 ADOPTED	2021-2022 ADOPTED FTE	2022-2023 PROPOSED	2022-2023 PROPOSED FTE	2022-2023 APPROVED	2022-2023 ADOPTED	2022-2023 ADOPTED FTE
FUND 289-HIGH SCHOOL SUCCESS (MEASURE 98)									
2210-Improvement of Instruction Services									
112-Classified Salaries	\$ 46,997	\$ 24,925	\$ 25,654	1.81	\$ 28,873	1.00	\$ 28,873	\$ 28,873	1.00
131-Extra Duty - Licensed	\$ 172	\$ -	\$ -	-	\$ -	-	\$ -	\$ -	-
132-Comp Time	\$ 587	\$ -	\$ -	-	\$ -	-	\$ -	\$ -	-
133-Extra Duty - Classified	\$ 472	\$ -	\$ -	-	\$ -	-	\$ -	\$ -	-
154-Stipend - Admin	\$ 1,500	\$ -	\$ -	-	\$ -	-	\$ -	\$ -	-
156-Stipend - Classified	\$ -	\$ 1,500	\$ 1,500	-	\$ 1,500	-	\$ 1,500	\$ 1,500	-
210-PERS	\$ 17,611	\$ 10,050	\$ 8,915	-	\$ 9,972	-	\$ 9,972	\$ 9,972	-
220-Social Security Administration	\$ 3,583	\$ 1,779	\$ 1,830	-	\$ 2,324	-	\$ 2,324	\$ 2,324	-
231-Workers Compensation	\$ 269	\$ 103	\$ 106	-	\$ 110	-	\$ 110	\$ 110	-
235-PFMLI	\$ -	\$ -	\$ 64	-	\$ 81	-	\$ 81	\$ 81	-
243-Classified Insurance	\$ 21,787	\$ 14,110	\$ 15,310	-	\$ 16,091	-	\$ 16,091	\$ 16,091	-
2210-Improvement of Instruct Svcs Total	\$ 92,979	\$ 52,466	\$ 53,378	1.81	\$ 58,950	1.00	\$ 58,950	\$ 58,950	1.00
2220-Educational Media Services									
410-Consumable Supplies & Materials	\$ -	\$ 10,204	\$ -	-	\$ -	-	\$ -	\$ -	-
430-Library Books	\$ -	\$ 17,336	\$ -	-	\$ 10,000	-	\$ 10,000	\$ 10,000	-
2220-Educational Media Services Total	\$ -	\$ 27,540	\$ -	-	\$ 10,000	-	\$ 10,000	\$ 10,000	-
2520 Fiscal Services									
690-Grant Indirect Charges	\$ -	\$ -	\$ -	-	\$ 48,271	-	\$ 48,271	\$ 48,271	-
2520 Fiscal Services Total	\$ -	\$ -	\$ -	-	\$ 48,271	-	\$ 48,271	\$ 48,271	-
2544-Maintenance									
322-Repairs and Maintenance	\$ 3,983	\$ -	\$ -	-	\$ -	-	\$ -	\$ -	-
2544-Maintenance Total	\$ 3,983	\$ -	\$ -	-	\$ -	-	\$ -	\$ -	-
2550-Student Transportation Services									
112-Classified Salaries	\$ 2,905	\$ 3,067	\$ 3,234	0.13	\$ -	-	\$ -	\$ -	-
210-PERS	\$ 946	\$ 999	\$ 961	-	\$ -	-	\$ -	\$ -	-
220-Social Security Administration	\$ 176	\$ 196	\$ 207	-	\$ -	-	\$ -	\$ -	-
231-Workers Compensation	\$ 147	\$ 118	\$ 124	-	\$ -	-	\$ -	\$ -	-
235-PFMLI	\$ -	\$ -	\$ 7	-	\$ -	-	\$ -	\$ -	-
243-Classified Insurance	\$ 2,058	\$ 2,059	\$ 2,233	-	\$ -	-	\$ -	\$ -	-
332-Non-reimbursable Student Transportation	\$ 72	\$ -	\$ -	-	\$ -	-	\$ -	\$ -	-
2550-Student Transportation Services Total	\$ 6,305	\$ 6,439	\$ 6,767	0.13	\$ -	-	\$ -	\$ -	-
7000-Unappropriated Ending Fund Balance									
820-Unappropriated Ending Fund Balance	\$ -	\$ -	\$ -	-	\$ 100,000	-	\$ 100,000	\$ 100,000	-
7000-Unappropriated Ending Fund Bal Total	\$ -	\$ -	\$ -	-	\$ 100,000	-	\$ 100,000	\$ 100,000	-
FUND 289-TOTAL REQUIREMENTS	\$ 1,007,849	\$ 965,048	\$ 1,070,014	11.23	\$ 1,245,106	11.23	\$ 1,245,106	\$ 1,245,106	11.23

299 Fund – Nutrition Services Fund (Formerly 296 Fund)

This fund's primary focus is to provide food to students, including the preparation and serving of regular and incidental meals, lunches or snacks in connection with school activities, and the delivery of food.

The intent is for this service to be financed or recovered primarily through user charges and federal reimbursement. Therefore, activities are financed and operated in a manner similar to private business enterprises.

To support federal guidelines for healthier food selections and increased labor costs, the General Fund transfers have increased from previous years, starting 2015-2016.

The Community Eligibility Provision (CEP) provides the option for school districts to provide free breakfast and lunch to all students located in low income areas. In 2015-2016 the District participated in CEP at Green Acres and Cascade Elementary Schools, in 2016-2017, Pioneer and Riverview Elementary Schools, and in 2017-2018, Seven Oak Middle School was added. All schools receive breakfast at no charge. Seven Oak will continue CEP for 2020-2021. Cascades, Green Acres, Riverview and Pioneer are at the end of the CEP cycle. Pending ODE's decision regarding the Student Success Act Funding, more schools may be added back to CEP.

During the 2020-2021 school year, schools were served lunches based on the federally sponsored summer lunch program. This program will continue in 2021-2022.

LEBANON COMMUNITY SCHOOL DISTRICT 9

485 S 5th St, Lebanon, OR 97355

RESOURCES REPORT:	2019-2020 ACTUAL	2020-2021 ACTUAL	2021-2022 ADOPTED	2021-2022 ADOPTED FTE	2022-2023 PROPOSED	2022-2023 PROPOSED FTE	2022-2023 APPROVED	2022-2023 ADOPTED	2022-2023 ADOPTED FTE
FUND 299-NUTRITION SVCS FUND (Formerly Fund 296)									
Local									
1510-Interest on Investments	\$ 8,560	\$ 6,209	\$ 4,000	-	\$ 2,500	-	\$ 2,500	\$ 2,500	-
1612-Lunch	\$ 73,367	\$ 1,125	\$ 500	-	\$ 7,500	-	\$ 7,500	\$ 7,500	-
1990-Miscellaneous	\$ 15,458	\$ 10,289	\$ 12,000	-	\$ 10,000	-	\$ 10,000	\$ 10,000	-
1992-Nutrition Catering	\$ 8,238	\$ 867	\$ 3,000	-	\$ 1,000	-	\$ 1,000	\$ 1,000	-
Local Total	\$ 105,623	\$ 18,491	\$ 19,500	-	\$ 21,000	-	\$ 21,000	\$ 21,000	-
Intermediate									
2200-Restricted Revenue	\$ -	\$ -	\$ -	-	\$ -	-	\$ -	\$ -	-
Intermediate Total	\$ -	\$ -	\$ -	-	\$ -	-	\$ -	\$ -	-
State									
3299-Other Restricted Grants-in-Aid	\$ 6,783	\$ 7,315	\$ -	-	\$ -	-	\$ -	\$ -	-
State Total	\$ 6,783	\$ 7,315	\$ -	-	\$ -	-	\$ -	\$ -	-
Federal									
4500-Restricted Rev From the Federal Govt	\$ 900	\$ -	\$ 2,000	-	\$ 5,000	-	\$ 5,000	\$ 5,000	-
4504-Summer Lunch Program	\$ 309,402	\$ 1,152,244	\$ 60,000	-	\$ 65,000	-	\$ 65,000	\$ 65,000	-
4505-School Nutrition (NSL)	\$ 641,285	\$ -	\$ 1,040,992	-	\$ 1,100,000	-	\$ 1,100,000	\$ 1,100,000	-
4506-Breakfast - Federal School Lunch Prog	\$ 406,271	\$ -	\$ 431,615	-	\$ 425,000	-	\$ 425,000	\$ 425,000	-
4507-Supper - Federal School Lunch Prog	\$ 26,100	\$ 282,660	\$ 40,000	-	\$ 15,000	-	\$ 15,000	\$ 15,000	-
4508-Cash in Lieu - Federal School Lunch Prog	\$ 1,818	\$ 19,730	\$ 2,500	-	\$ 1,000	-	\$ 1,000	\$ 1,000	-
4901-Donated Commodities	\$ 169,157	\$ 138,807	\$ 123,151	-	\$ 125,000	-	\$ 125,000	\$ 125,000	-
Federal Total	\$ 1,554,933	\$ 1,593,442	\$ 1,700,258	-	\$ 1,736,000	-	\$ 1,736,000	\$ 1,736,000	-
Transfer									
5200-Transfers of Funds	\$ 100,000	\$ 120,000	\$ 224,446	-	\$ 225,000	-	\$ 225,000	\$ 225,000	-
Transfer Total	\$ 100,000	\$ 120,000	\$ 224,446	-	\$ 225,000	-	\$ 225,000	\$ 225,000	-
Beginning Fund Balance									
5400-Resources - Beginning Fund Balance	\$ 525,848	\$ 482,240	\$ 400,000	-	\$ 400,000	-	\$ 400,000	\$ 400,000	-
Beginning Fund Balance Total	\$ 525,848	\$ 482,240	\$ 400,000	-	\$ 400,000	-	\$ 400,000	\$ 400,000	-
FUND 299-TOTAL RESOURCES	\$ 2,293,187	\$ 2,221,488	\$ 2,344,204	-	\$ 2,382,000	-	\$ 2,382,000	\$ 2,382,000	-

LEBANON COMMUNITY SCHOOL DISTRICT 9

485 S 5th St, Lebanon, OR 97355

REQUIREMENT REPORT:	2019-2020 ACTUAL	2020-2021 ACTUAL	2021-2022 ADOPTED	2021-2022 ADOPTED FTE	2022-2023 PROPOSED	2022-2023 PROPOSED FTE	2022-2023 APPROVED	2022-2023 ADOPTED	2022-2023 ADOPTED FTE
FUND 299-NUTRITION SVCS FUND (Formerly Fund 296)									
3100-Food Svcs									
112-Classified Salaries	\$ 469,855	\$ 449,368	\$ 526,681	21.37	\$ 529,953	20.38	\$ 529,953	\$ 529,953	20.38
114-Managerial-Classified	\$ 77,270	\$ 88,370	\$ 90,997	1.00	\$ 92,817	1.00	\$ 92,817	\$ 92,817	1.00
122-Substitutes-Classified	\$ 189	\$ -	\$ -	-	\$ 99	-	\$ 99	\$ 99	-
127-Student Helper Salaries	\$ 4,524	\$ 330	\$ -	-	\$ 1,619	-	\$ 1,619	\$ 1,619	-
131-Extra Duty Classified	\$ 5,822	\$ -	\$ -	-	\$ -	-	\$ -	\$ -	-
132-Comp Time	\$ -	\$ -	\$ -	-	\$ -	-	\$ -	\$ -	-
133-Extra Duty Licensed	\$ 5,721	\$ 3,166	\$ -	-	\$ 5,150	-	\$ 5,150	\$ 5,150	-
135-Vacation Payoff	\$ 1,534	\$ -	\$ -	-	\$ 1,778	-	\$ 1,778	\$ 1,778	-
210-PERS	\$ 180,144	\$ 189,265	\$ 193,186	-	\$ 197,990	-	\$ 197,990	\$ 197,990	-
220-Social Security Administration	\$ 39,988	\$ 38,528	\$ 43,878	-	\$ 48,163	-	\$ 48,163	\$ 48,163	-
231-Worker's Compensation	\$ 16,732	\$ 11,885	\$ 13,911	-	\$ 12,101	-	\$ 12,101	\$ 12,101	-
235-PFMLI	\$ -	\$ -	\$ 1,420	-	\$ 1,515	-	\$ 1,515	\$ 1,515	-
241-Administrator Insurance	\$ 8,258	\$ 8,260	\$ 7,383	-	\$ 7,827	-	\$ 7,827	\$ 7,827	-
243-Classified Insurance	\$ 219,657	\$ 208,355	\$ 281,695	-	\$ 228,211	-	\$ 228,211	\$ 228,211	-
322-Repairs & Maintenance Svcs	\$ 58	\$ -	\$ 15,000	-	\$ 10,000	-	\$ 10,000	\$ 10,000	-
329-Other Property Svcs	\$ -	\$ -	\$ 5,000	-	\$ -	-	\$ -	\$ -	-
340-Travel	\$ 85	\$ -	\$ 6,500	-	\$ -	-	\$ -	\$ -	-
351-Telephone	\$ 512	\$ 560	\$ 800	-	\$ -	-	\$ -	\$ -	-
353-Postage	\$ 600	\$ 214	\$ 1,000	-	\$ -	-	\$ -	\$ -	-
355-Printing & Binding	\$ -	\$ -	\$ 100	-	\$ -	-	\$ -	\$ -	-
389-Other Non-Instructional Prof & Tech	\$ 2,450	\$ -	\$ 6,000	-	\$ -	-	\$ -	\$ -	-
390-Other General Professional and Tech Services	\$ 24,253	\$ -	\$ -	-	\$ -	-	\$ -	\$ -	-
391-Physical Exams, Drivers	\$ 125	\$ 125	\$ -	-	\$ -	-	\$ -	\$ -	-
392-Drug Test	\$ -	\$ 145	\$ -	-	\$ -	-	\$ -	\$ -	-
395-Classified Subs	\$ 7,988	\$ 5,867	\$ 35,000	-	\$ 35,000	-	\$ 35,000	\$ 35,000	-
406-Gas, Oil, Lube	\$ 491	\$ -	\$ 1,500	-	\$ -	-	\$ -	\$ -	-
410-Consumable Supplies & Materials	\$ 62,793	\$ 7,154	\$ 82,000	-	\$ 75,000	-	\$ 75,000	\$ 75,000	-
411-Donated Commodities	\$ 167,604	\$ 138,807	\$ 123,151	-	\$ -	-	\$ -	\$ -	-
413-Vehicle Repair Parts	\$ -	\$ -	\$ 2,500	-	\$ -	-	\$ -	\$ -	-
450-Food	\$ 383,910	\$ 17,115	\$ 790,000	-	\$ 700,000	-	\$ 700,000	\$ 700,000	-
460-Non-Consumable Items	\$ 3,076	\$ -	\$ 10,000	-	\$ 25,000	-	\$ 25,000	\$ 25,000	-
470-Computer Software	\$ 5,890	\$ -	\$ 10,000	-	\$ 10,000	-	\$ 10,000	\$ 10,000	-
480-Computer Hardware	\$ -	\$ -	\$ 6,000	-	\$ 10,000	-	\$ 10,000	\$ 10,000	-
540-Depreciable Equipment	\$ -	\$ -	\$ 25,000	-	\$ -	-	\$ -	\$ -	-
541-Initial & Add'l Equipment Purchase	\$ -	\$ 3,412	\$ 50,000	-	\$ 50,000	-	\$ 50,000	\$ 50,000	-
640-Dues & Fees	\$ 24,095	\$ 11,337	\$ 12,000	-	\$ -	-	\$ -	\$ -	-
650-Insurance & Judgments	\$ 2,600	\$ -	\$ 3,500	-	\$ -	-	\$ -	\$ -	-
653-Property Insurance Premiums	\$ -	\$ 3,231	\$ -	-	\$ -	-	\$ -	\$ -	-
3100-Food Svcs Total	\$ 1,716,224	\$ 1,185,496	\$ 2,344,204	22.37	\$ 2,042,223	21.38	\$ 2,042,223	\$ 2,042,223	21.38

LEBANON COMMUNITY SCHOOL DISTRICT 9

485 S 5th St, Lebanon, OR 97355

REQUIREMENT REPORT:	2019-2020 ACTUAL	2020-2021 ACTUAL	2021-2022 ADOPTED	2021-2022 ADOPTED FTE	2022-2023 PROPOSED	2022-2023 PROPOSED FTE	2022-2023 APPROVED	2022-2023 ADOPTED	2022-2023 ADOPTED FTE
FUND 299-NUTRITION SVCS FUND (Formerly Fund 296)									
3102-Summer Food Service									
112-Classified Salaries	\$ 7,183	\$ 7,705	\$ -	-	\$ 18,194	0.88	\$ 18,194	\$ 18,194	0.88
122-Substitutes-Classified	\$ 442	\$ -	\$ -	-	\$ 394	-	\$ 394	\$ 394	-
127-Student Helper Salaries	\$ -	\$ -	\$ -	-	\$ 266	-	\$ 266	\$ 266	-
131-Extra Duty Licensed	\$ 2,893	\$ -	\$ -	-	\$ -	-	\$ -	\$ -	-
133-Extra Duty Classified	\$ 13,309	\$ 14,681	\$ -	-	\$ 60	-	\$ 60	\$ 60	-
210-PERS	\$ 8,496	\$ 7,971	\$ -	-	\$ 5,426	-	\$ 5,426	\$ 5,426	-
220-Social Security Administration	\$ 1,766	\$ 1,623	\$ -	-	\$ 1,427	-	\$ 1,427	\$ 1,427	-
231-Worker's Compensation	\$ 860	\$ 620	\$ -	-	\$ 444	-	\$ 444	\$ 444	-
235-PFMLI	\$ -	\$ -	\$ -	-	\$ 48	-	\$ 48	\$ 48	-
243-Classified Insurance	\$ 2,822	\$ 2,822	\$ -	-	\$ 7,666	-	\$ 7,666	\$ 7,666	-
329-Other Property Svcs	\$ -	\$ -	\$ -	-	\$ -	-	\$ -	\$ -	-
389-Other Non-Instructional Prof & Tech	\$ 900	\$ -	\$ -	-	\$ -	-	\$ -	\$ -	-
395-Classified Subs	\$ 457	\$ -	\$ -	-	\$ -	-	\$ -	\$ -	-
406-Gas, Oil, Lube	\$ 813	\$ 977	\$ -	-	\$ -	-	\$ -	\$ -	-
410-Consumable Supplies & Materials	\$ 3,367	\$ 41,106	\$ -	-	\$ -	-	\$ -	\$ -	-
411-Donated Commodities	\$ 1,553	\$ -	\$ -	-	\$ -	-	\$ -	\$ -	-
450-Food	\$ 49,862	\$ 327,097	\$ -	-	\$ 25,000	-	\$ 25,000	\$ 25,000	-
460-Non-Consumable Items	\$ -	\$ -	\$ -	-	\$ -	-	\$ -	\$ -	-
3102-Summer Food Service Total	\$ 94,723	\$ 404,602	\$ -	-	\$ 58,925	0.88	\$ 58,925	\$ 58,925	0.88
3130-Food Delivery Services									
450-Food	\$ -	\$ 10,548	\$ -	-	\$ 25,852	-	\$ 25,852	\$ 25,852	-
3130-Food Delivery Services Total	\$ -	\$ 10,548	\$ -	-	\$ 25,852	-	\$ 25,852	\$ 25,852	-
7000-Unappropriated Ending Fund Balance									
820-Unappropriated Ending Fund Balance	\$ 482,240	\$ 620,843	\$ -	-	\$ 255,000	-	\$ 255,000	\$ 255,000	-
7000-Unappropriated Ending Fund Bal Total	\$ 482,240	\$ 620,843	\$ -	-	\$ 255,000	-	\$ 255,000	\$ 255,000	-
FUND 299-TOTAL REQUIREMENTS	\$ 2,293,187	\$ 2,221,488	\$ 2,344,204	22.37	\$ 2,382,000	22.25	\$ 2,382,000	\$ 2,382,000	22.25

902 Fund – ESSER II

Under the Elementary and Secondary School Emergency Relief Fund (ESSER II Fund), the Department awards grants to State educational agencies (SEAs) for the purpose of providing local educational agencies (LEAs), including charter schools that are LEAs, with emergency relief funds to address the impact that Novel Coronavirus Disease 2019 (COVID-19) has had, and continues to have, on elementary and secondary schools across the nation. LEAs must provide equitable services as required under the CRRSA Act.

LEBANON COMMUNITY SCHOOL DISTRICT 9

485 S 5th St, Lebanon, OR 97355

RESOURCES REPORT:	2019-2020 ACTUAL	2020-2021 ACTUAL	2021-2022 ADOPTED	2021-2022 ADOPTED FTE	2022-2023 PROPOSED	2022-2023 PROPOSED FTE	2022-2023 APPROVED	2022-2023 ADOPTED	2022-2023 ADOPTED FTE
FUND 902 - Elementary and Secondary School Emergency Relief II (ESSER II)									
State									
4500-Other Restricted Grants-In-Aid	\$ -	\$ 586,560	\$ 3,721,625	-	\$ 2,250,000	-	\$ 2,250,000	\$ 2,250,000	-
State Total	\$ -	\$ 586,560	\$ 3,721,625	-	\$ 2,250,000	-	\$ 2,250,000	\$ 2,250,000	-
FUND 902-TOTAL RESOURCES	\$ -	\$ 586,560	\$ 3,721,625	-	\$ 2,250,000	-	\$ 2,250,000	\$ 2,250,000	-

REQUIREMENT REPORT:	2019-2020 ACTUAL	2020-2021 ACTUAL	2021-2022 ADOPTED	2021-2022 ADOPTED FTE	2022-2023 PROPOSED	2022-2023 PROPOSED FTE	2022-2023 APPROVED	2022-2023 ADOPTED	2022-2023 ADOPTED FTE
FUND 902 - Elementary and Secondary School Emergency Relief II (ESSER II)									
1111-Elementary Programs									
111-Licensed Salaries	\$ -	\$ 131,575	\$ 133,510	3.00	\$ -	-	\$ -	\$ -	-
112-Classified Salaries	\$ -	\$ 24,688	\$ 151,136	6.38	\$ -	-	\$ -	\$ -	-
131-Extra Duty - Licensed	\$ -	\$ 1,713	\$ -	-	\$ -	-	\$ -	\$ -	-
155-Stipend License	\$ -	\$ 2,400	\$ 2,400	-	\$ -	-	\$ -	\$ -	-
210-PERS	\$ -	\$ 50,360	\$ 87,529	-	\$ -	-	\$ -	\$ -	-
220-Social Security Administration	\$ -	\$ 11,517	\$ 20,594	-	\$ -	-	\$ -	\$ -	-
231-Workers Compensation	\$ -	\$ 550	\$ 1,119	-	\$ -	-	\$ -	\$ -	-
235-PFLMI	\$ -	\$ -	\$ 709	-	\$ -	-	\$ -	\$ -	-
242-Licensed Insurance	\$ -	\$ 25,327	\$ 18,708	-	\$ -	-	\$ -	\$ -	-
243-Classified Insurance	\$ -	\$ 13,525	\$ 84,228	-	\$ -	-	\$ -	\$ -	-
410-Consumable Supplies & Materials	\$ -	\$ 6,876	\$ -	-	\$ -	-	\$ -	\$ -	-
470-Computer Software	\$ -	\$ 134	\$ -	-	\$ -	-	\$ -	\$ -	-
1111-Elementary Programs Total	\$ -	\$ 268,663	\$ 499,934	9.38	\$ -	-	\$ -	\$ -	-
1121-Middle/JH School Programs									
111-Licensed Salaries	\$ -	\$ 55,403	\$ 139,818	-	\$ -	-	\$ -	\$ -	-
112-Classified Salaries	\$ -	\$ 5,384	\$ 80,992	-	\$ -	-	\$ -	\$ -	-
155-Stipend License	\$ -	\$ 4,250	\$ 13,000	-	\$ -	-	\$ -	\$ -	-
210-PERS	\$ -	\$ 17,133	\$ 69,520	-	\$ -	-	\$ -	\$ -	-
220-Social Security Administration	\$ -	\$ 4,713	\$ 17,554	-	\$ -	-	\$ -	\$ -	-
231-Workers Compensation	\$ -	\$ 263	\$ 1,340	-	\$ -	-	\$ -	\$ -	-
235-PFLMI	\$ -	\$ -	\$ 610	-	\$ -	-	\$ -	\$ -	-
242-Licensed Insurance	\$ -	\$ 16,920	\$ 26,974	-	\$ -	-	\$ -	\$ -	-
243-Classified Insurance	\$ -	\$ 2,407	\$ 40,727	-	\$ -	-	\$ -	\$ -	-
410-Consumable Supplies & Materials	\$ -	\$ 2,100	\$ -	-	\$ -	-	\$ -	\$ -	-
1122-Middle/JH School Total	\$ -	\$ 108,575	\$ 390,534	-	\$ -	-	\$ -	\$ -	-
1131-General Classroom Instruction									
123-Temporary-Licensed-Tutors	\$ -	\$ 6,779	\$ -	-	\$ -	-	\$ -	\$ -	-
131-Extra Duty - Licensed	\$ -	\$ 1,850	\$ -	-	\$ -	-	\$ -	\$ -	-
210-PERS	\$ -	\$ 95	\$ -	-	\$ -	-	\$ -	\$ -	-
220-Social Security Administration	\$ -	\$ 660	\$ -	-	\$ -	-	\$ -	\$ -	-
231-Worker's Compensation	\$ -	\$ 32	\$ -	-	\$ -	-	\$ -	\$ -	-
410-Consumable Supplies & Materials	\$ -	\$ 1,410	\$ -	-	\$ -	-	\$ -	\$ -	-
1131-General Classroom Instruction Total	\$ -	\$ 10,827	\$ -	-	\$ -	-	\$ -	\$ -	-

LEBANON COMMUNITY SCHOOL DISTRICT 9

485 S 5th St, Lebanon, OR 97355

REQUIREMENT REPORT:	2019-2020 ACTUAL	2020-2021 ACTUAL	2021-2022 ADOPTED	2021-2022 ADOPTED FTE	2022-2023 PROPOSED	2022-2023 PROPOSED FTE	2022-2023 APPROVED	2022-2023 ADOPTED	2022-2023 ADOPTED FTE
FUND 902 - Elementary and Secondary School Emergency Relief II (ESSER II)									
1132-Extra Curricular High School									
324-Rentals	\$ -	\$ 5,541							
1132-Extra Curricular High School Total	\$ -	\$ 5,541	\$ -	-	\$ -	-	\$ -	\$ -	-
1250-Less Restrictive Programs									
111-Licensed Salaries	\$ -	\$ -	\$ 45,324	-	\$ -	-	\$ -	\$ -	-
220-Social Security Administration	\$ -	\$ -	\$ 3,467	-	\$ -	-	\$ -	\$ -	-
231-Workers Compensation	\$ -	\$ -	\$ 169	-	\$ -	-	\$ -	\$ -	-
235-PFLMI	\$ -	\$ -	\$ 121	-	\$ -	-	\$ -	\$ -	-
242-Licensed Insurance	\$ -	\$ -	\$ 15,310	-	\$ -	-	\$ -	\$ -	-
1250-Less Restrictive Programs Total	\$ -	\$ -	\$ 64,391	-	\$ -	-	\$ -	\$ -	-
1288-Charter School									
691-Charter School Flowthrough	\$ -	\$ 50,301	\$ -	-	\$ -	-	\$ -	\$ -	-
1288-Charter School Total	\$ -	\$ 50,301	\$ -	-	\$ -	-	\$ -	\$ -	-
2210-Improvement of Instruction Services									
155-Stipend - Licensed	\$ -	\$ 19,317	\$ -	-	\$ -	-	\$ -	\$ -	-
210-PERS	\$ -	\$ 6,454	\$ -	-	\$ -	-	\$ -	\$ -	-
220-Social Security Administration	\$ -	\$ 1,478	\$ -	-	\$ -	-	\$ -	\$ -	-
231-Worker's Compensation	\$ -	\$ 65	\$ -	-	\$ -	-	\$ -	\$ -	-
470-Computer Software	\$ -	\$ -	\$ 62,409	-	\$ -	-	\$ -	\$ -	-
2210-Improvement of Instruction Svcs Total	\$ -	\$ 27,314	\$ 62,409	-	\$ -	-	\$ -	\$ -	-
2240-Instructional Staff Development									
155-Stipend License	\$ -	\$ 1,500	\$ 15,000	-	\$ -	-	\$ -	\$ -	-
210-PERS	\$ -	\$ 489	\$ 4,458	-	\$ -	-	\$ -	\$ -	-
220-Social Security Administration	\$ -	\$ 111	\$ 1,111	-	\$ -	-	\$ -	\$ -	-
231-Workers Compensation	\$ -	\$ 5	\$ 53	-	\$ -	-	\$ -	\$ -	-
235-PFLMI	\$ -	\$ -	\$ 39	-	\$ -	-	\$ -	\$ -	-
2240-Instructional Staff Development Total	\$ -	\$ 2,105	\$ 20,661	-	\$ -	-	\$ -	\$ -	-
2410-Office of the Principal Services									
155-Stipend License	\$ -	\$ -	\$ 11,000	-	\$ -	-	\$ -	\$ -	-
210-PERS	\$ -	\$ -	\$ 3,269	-	\$ -	-	\$ -	\$ -	-
220-Social Security Administration	\$ -	\$ -	\$ 830	-	\$ -	-	\$ -	\$ -	-
231-Workers Compensation	\$ -	\$ -	\$ 42	-	\$ -	-	\$ -	\$ -	-
235-PFLMI	\$ -	\$ -	\$ 25	-	\$ -	-	\$ -	\$ -	-
2410-Office of the Principal Services Total	\$ -	\$ -	\$ 15,167	-	\$ -	-	\$ -	\$ -	-
2520-Fiscal Services									
690-Grant Indirect Charges	\$ -	\$ 24,452	\$ 74,000	-	\$ -	-	\$ -	\$ -	-
2520-Fiscal Services Total	\$ -	\$ 24,452	\$ 74,000	-	\$ -	-	\$ -	\$ -	-

LEBANON COMMUNITY SCHOOL DISTRICT 9

485 S 5th St, Lebanon, OR 97355

REQUIREMENT REPORT:	2019-2020 ACTUAL	2020-2021 ACTUAL	2021-2022 ADOPTED	2021-2022 ADOPTED FTE	2022-2023 PROPOSED	2022-2023 PROPOSED FTE	2022-2023 APPROVED	2022-2023 ADOPTED	2022-2023 ADOPTED FTE
FUND 902 - Elementary and Secondary School Emergency Relief II (ESSER II)									
2540-Operation and Maintenance of Plant									
410-Consumable Supplies & Materials	\$ -	\$ 3,309	\$ -	-	\$ -	-	\$ -	\$ -	-
2540-Operation and Maintenance of Plant Total	\$ -	\$ 3,309	\$ -	-	\$ -	-	\$ -	\$ -	-
2642-Recruitment & Placement Services									
410-Consumable Supplies & Materials	\$ -	\$ 4,911	\$ -	-	\$ -	-	\$ -	\$ -	-
2642-Recruitment & Placement Services Total	\$ -	\$ 4,911	\$ -	-	\$ -	-	\$ -	\$ -	-
2660-Technology Services									
316-Data Processing Services	\$ -	\$ 14,347	\$ -	-	\$ -	-	\$ -	\$ -	-
386-Data Processing Services	\$ -	\$ 5,553	\$ -	-	\$ -	-	\$ -	\$ -	-
480-Computer Hardware	\$ -	\$ 35,915	\$ 75,000	-	\$ -	-	\$ -	\$ -	-
2660-Technology Services Total	\$ -	\$ 55,815	\$ 75,000	-	\$ -	-	\$ -	\$ -	-
2669-Other Technology Services									
470-Computer Software	\$ -	\$ 1,528	\$ -	-	\$ -	-	\$ -	\$ -	-
2669-Other Technology Services Total	\$ -	\$ 1,528	\$ -	-	\$ -	-	\$ -	\$ -	-
3100-Food Services									
112-Classified Salaries	\$ -	\$ 3,482	\$ 50,534	-	\$ -	-	\$ -	\$ -	-
124-Temporary - Classified (At-Will Contract)	\$ -	\$ 880	\$ -	-	\$ -	-	\$ -	\$ -	-
133-Extra Duty - Classified	\$ -	\$ 1,540	\$ -	-	\$ -	-	\$ -	\$ -	-
156-Stipend - Classified	\$ -	\$ 7,889	\$ -	-	\$ -	-	\$ -	\$ -	-
210-PERS	\$ -	\$ 3,208	\$ 15,466	-	\$ -	-	\$ -	\$ -	-
220-Social Security Administration	\$ -	\$ 929	\$ 3,866	-	\$ -	-	\$ -	\$ -	-
231-Workers Compensation	\$ -	\$ 376	\$ 1,404	-	\$ -	-	\$ -	\$ -	-
235-PFLMI	\$ -	\$ -	\$ 151	-	\$ -	-	\$ -	\$ -	-
243-Classified Insurance	\$ -	\$ 4,916	\$ 22,107	-	\$ -	-	\$ -	\$ -	-
3100-Food Services Total	\$ -	\$ 23,220	\$ 93,529	-	\$ -	-	\$ -	\$ -	-
4150-Aquisition, Construction, Improvement									
520-Building Aquisition	\$ -	\$ -	\$ 2,426,000	-	\$ 2,250,000	-	\$ 2,250,000	\$ 2,250,000	-
4150-Acquisition, Const, Improvement Total	\$ -	\$ -	\$ 2,426,000	-	\$ 2,250,000	-	\$ 2,250,000	\$ 2,250,000	-
FUND 902-TOTAL REQUIREMENTS	\$ -	\$ 586,560	\$ 3,721,625	9.38	\$ 2,250,000	-	\$ 2,250,000	\$ 2,250,000	-

903 Fund – ESSER III

Under the Elementary and Secondary School Emergency Relief Fund (ESSER II Fund), the Department awards grants to State educational agencies (SEAs) for the purpose of providing local educational agencies (LEAs), including charter schools that are LEAs, with emergency relief funds to address the impact that Novel Coronavirus Disease 2019 (COVID-19) has had, and continues to have, on elementary and secondary schools across the nation. LEAs must provide equitable services as required under the ARP Act.

LEBANON COMMUNITY SCHOOL DISTRICT 9

485 S 5th St, Lebanon, OR 97355

RESOURCES REPORT:	2019-2020 ACTUAL	2020-2021 ACTUAL	2021-2022 ADOPTED	2021-2022 ADOPTED FTE	2022-2023 PROPOSED	2022-2023 PROPOSED FTE	2022-2023 APPROVED	2022-2023 ADOPTED	2022-2023 ADOPTED FTE
FUND 903 - Elementary and Secondary School Emergency Relief III (ESSER III)									
State									
4500-Other Restricted Grants-In-Aid	\$ -	\$ -	\$ 8,358,242	-	\$ 6,500,000	-	\$ 6,500,000	\$ 6,500,000	-
State Total	\$ -	\$ -	\$ 8,358,242	-	\$ 6,500,000	-	\$ 6,500,000	\$ 6,500,000	-
FUND 903-TOTAL RESOURCES	\$ -	\$ -	\$ 8,358,242	-	\$ 6,500,000	-	\$ 6,500,000	\$ 6,500,000	-

REQUIREMENT REPORT:	2019-2020 ACTUAL	2020-2021 ACTUAL	2021-2022 ADOPTED	2021-2022 ADOPTED FTE	2022-2023 PROPOSED	2022-2023 PROPOSED FTE	2022-2023 APPROVED	2022-2023 ADOPTED	2022-2023 ADOPTED FTE
FUND 903 - Elementary and Secondary School Emergency Relief III (ESSER III)									
1111-Elementary Programs									
111-Licensed Salaries	\$ -	\$ -	\$ 400,530	9.00	\$ 329,494	6.00	\$ 329,494	\$ 329,494	6.00
112-Classified Salaries	\$ -	\$ -	\$ -	-	\$ 159,899	6.85	\$ 159,899	\$ 159,899	6.85
133-Extra Duty - Classified	\$ -	\$ -	\$ -	-	\$ 1,822	-	\$ 1,822	\$ 1,822	-
210-PERS	\$ -	\$ -	\$ 119,038	-	\$ 150,019	-	\$ 150,019	\$ 150,019	-
220-Social Security Administration	\$ -	\$ -	\$ 30,232	-	\$ 37,578	-	\$ 37,578	\$ 37,578	-
231-Workers Compensation	\$ -	\$ -	\$ 1,509	-	\$ 2,440	-	\$ 2,440	\$ 2,440	-
235-PFLMI	\$ -	\$ -	\$ 1,054	-	\$ 1,323	-	\$ 1,323	\$ 1,323	-
242-Licensed Insurance	\$ -	\$ -	\$ 56,125	-	\$ 53,286	-	\$ 53,286	\$ 53,286	-
410-Consumable Supplies & Materials	\$ -	\$ -	\$ 50,000	-	\$ 97,516	-	\$ 97,516	\$ 97,516	-
470-Computer Software	\$ -	\$ -	\$ 100,000	-	\$ -	-	\$ -	\$ -	-
480-Computer Hardware	\$ -	\$ -	\$ 100,000	-	\$ -	-	\$ -	\$ -	-
1111-Elementary Programs Total	\$ -	\$ -	\$ 858,488	9.00	\$ 833,377	12.85	\$ 833,377	\$ 833,377	12.85
1121-Middle/JH School Programs									
111-Licensed Salaries	\$ -	\$ -	\$ 419,454	9.00	\$ 160,060	3.00	\$ 160,060	\$ 160,060	3.00
210-PERS	\$ -	\$ -	\$ 124,662	-	\$ 47,570	-	\$ 47,570	\$ 47,570	-
220-Social Security Administration	\$ -	\$ -	\$ 31,730	-	\$ 12,245	-	\$ 12,245	\$ 12,245	-
231-Workers Compensation	\$ -	\$ -	\$ 1,559	-	\$ 546	-	\$ 546	\$ 546	-
235-PFLMI	\$ -	\$ -	\$ 1,106	-	\$ 427	-	\$ 427	\$ 427	-
242-Licensed Insurance	\$ -	\$ -	\$ 80,922	-	\$ 48,272	-	\$ 48,272	\$ 48,272	-
410-Consumable Supplies & Materials	\$ -	\$ -	\$ 50,000	-	\$ -	-	\$ -	\$ -	-
470-Computer Software	\$ -	\$ -	\$ 100,000	-	\$ -	-	\$ -	\$ -	-
480-Computer Hardware	\$ -	\$ -	\$ 50,000	-	\$ -	-	\$ -	\$ -	-
1122-Middle/JH School Total	\$ -	\$ -	\$ 859,431	9.00	\$ 269,120	3.00	\$ 269,120	\$ 269,120	3.00
1131-High School Programs									
111-Licensed Salaries	\$ -	\$ -	\$ -	-	\$ 49,173	1.00	\$ 49,173	\$ 49,173	1.00
131-Extra Duty - Licensed	\$ -	\$ -	\$ -	-	\$ 62,075	-	\$ 62,075	\$ 62,075	-
151-Stipend - Club Advisor/Activities	\$ -	\$ -	\$ -	-	\$ 1,500	-	\$ 1,500	\$ 1,500	-
210-PERS	\$ -	\$ -	\$ -	-	\$ 33,556	-	\$ 33,556	\$ 33,556	-
220-Social Security Administration	\$ -	\$ -	\$ -	-	\$ 8,511	-	\$ 8,511	\$ 8,511	-
231-Workers Compensation	\$ -	\$ -	\$ -	-	\$ 380	-	\$ 380	\$ 380	-
235-PFLMI	\$ -	\$ -	\$ -	-	\$ 297	-	\$ 297	\$ 297	-
242-Licensed Insurance	\$ -	\$ -	\$ -	-	\$ 1,836	-	\$ 1,836	\$ 1,836	-
1131-High School Programs	\$ -	\$ -	\$ -	-	\$ 157,326	1.00	\$ 157,326	\$ 157,326	1.00

LEBANON COMMUNITY SCHOOL DISTRICT 9

485 S 5th St, Lebanon, OR 97355

REQUIREMENT REPORT:	2019-2020 ACTUAL	2020-2021 ACTUAL	2021-2022 ADOPTED	2021-2022 ADOPTED FTE	2022-2023 PROPOSED	2022-2023 PROPOSED FTE	2022-2023 APPROVED	2022-2023 ADOPTED	2022-2023 ADOPTED FTE
FUND 903 - Elementary and Secondary School Emergency Relief III (ESSER III)									
1250-Less Restrictive Programs									
111-Licensed Salaries	\$ -	\$ -	\$ 135,972	3.00	\$ -	-	\$ -	\$ -	-
210-PERS	\$ -	\$ -	\$ -	-	\$ -	-	\$ -	\$ -	-
220-Social Security Administration	\$ -	\$ -	\$ 10,402	-	\$ -	-	\$ -	\$ -	-
231-Workers Compensation	\$ -	\$ -	\$ 508	-	\$ -	-	\$ -	\$ -	-
235-PFLMI	\$ -	\$ -	\$ 363	-	\$ -	-	\$ -	\$ -	-
242-Licensed Insurance	\$ -	\$ -	\$ 45,929	-	\$ -	-	\$ -	\$ -	-
410-Consumable Supplies & Materials	\$ -	\$ -	\$ 45,000	-	\$ -	-	\$ -	\$ -	-
1250-Less Restrictive Programs Total	\$ -	\$ -	\$ 238,173	3.00	\$ -	-	\$ -	\$ -	-
1280-Alternative Education									
135-Vacation Payout	\$ -	\$ -	\$ -	-	\$ 2,280	-	\$ 2,280	\$ 2,280	-
210-PERS	\$ -	\$ -	\$ -	-	\$ 678	-	\$ 678	\$ 678	-
220-Social Security Administration	\$ -	\$ -	\$ -	-	\$ 174	-	\$ 174	\$ 174	-
231-Workers Compensation	\$ -	\$ -	\$ -	-	\$ 7	-	\$ 7	\$ 7	-
235-PFLMI	\$ -	\$ -	\$ -	-	\$ 9	-	\$ 9	\$ 9	-
1280-Alternative Education Total	\$ -	\$ -	\$ -	-	\$ 3,149	-	\$ 3,149	\$ 3,149	-
1288-Charter Schools									
691-Charter School Flowthrough	\$ -	\$ -	\$ -	-	\$ 365,511	-	\$ 365,511	\$ 365,511	-
1288-Charter Schools Total	\$ -	\$ -	\$ -	-	\$ 365,511	-	\$ 365,511	\$ 365,511	-
2120-Guidance Services									
111-Licensed Salaries	\$ -	\$ -	\$ -	-	\$ 37,998	0.50	\$ 37,998	\$ 37,998	0.50
210-PERS	\$ -	\$ -	\$ -	-	\$ 11,293	-	\$ 11,293	\$ 11,293	-
220-Social Security Administration	\$ -	\$ -	\$ -	-	\$ 2,907	-	\$ 2,907	\$ 2,907	-
231-Workers Compensation	\$ -	\$ -	\$ -	-	\$ 126	-	\$ 126	\$ 126	-
235-PFLMI	\$ -	\$ -	\$ -	-	\$ 101	-	\$ 101	\$ 101	-
242-Licensed Insurance	\$ -	\$ -	\$ -	-	\$ 8,945	-	\$ 8,945	\$ 8,945	-
2120-Guidance Services Total	\$ -	\$ -	\$ -	-	\$ 61,370	0.50	\$ 61,370	\$ 61,370	0.50
2130-Health Services									
124-Temporary - Classified (At-Will)	\$ -	\$ -	\$ -	-	\$ 11,750	-	\$ 11,750	\$ 11,750	-
220-Social Security Administration	\$ -	\$ -	\$ -	-	\$ 899	-	\$ 899	\$ 899	-
231-Workers Compensation	\$ -	\$ -	\$ -	-	\$ 42	-	\$ 42	\$ 42	-
235-PFLMI	\$ -	\$ -	\$ -	-	\$ 47	-	\$ 47	\$ 47	-
2130-Health Services Total	\$ -	\$ -	\$ -	-	\$ 12,738	-	\$ 12,738	\$ 12,738	-
2190-Service Direction, Student Support									
135-Vacation Payout	\$ -	\$ -	\$ -	-	\$ 2,518	-	\$ 2,518	\$ 2,518	-
210-PERS	\$ -	\$ -	\$ -	-	\$ 827	-	\$ 827	\$ 827	-
220-Social Security Administration	\$ -	\$ -	\$ -	-	\$ 193	-	\$ 193	\$ 193	-
231-Workers Compensation	\$ -	\$ -	\$ -	-	\$ 8	-	\$ 8	\$ 8	-
235-PFLMI	\$ -	\$ -	\$ -	-	\$ 9	-	\$ 9	\$ 9	-
2190-Service Direction, Student Support	\$ -	\$ -	\$ -	-	\$ 3,554	-	\$ 3,554	\$ 3,554	-

LEBANON COMMUNITY SCHOOL DISTRICT 9

485 S 5th St, Lebanon, OR 97355

REQUIREMENT REPORT:	2019-2020 ACTUAL	2020-2021 ACTUAL	2021-2022 ADOPTED	2021-2022 ADOPTED FTE	2022-2023 PROPOSED	2022-2023 PROPOSED FTE	2022-2023 APPROVED	2022-2023 ADOPTED	2022-2023 ADOPTED FTE
FUND 903 - Elementary and Secondary School Emergency Relief III (ESSER III)									
2210-Improvement of Instruction Services									
113-Administrators	\$ -	\$ -	\$ -	-	\$ 58,349	-	\$ 58,349	\$ 58,349	-
135-Vacation Payout	\$ -	\$ -	\$ -	-	\$ 2,518	-	\$ 2,518	\$ 2,518	-
210-PERS	\$ -	\$ -	\$ -	-	\$ 14,667	-	\$ 14,667	\$ 14,667	-
220-Social Security Administration	\$ -	\$ -	\$ -	-	\$ 4,656	-	\$ 4,656	\$ 4,656	-
231-Workers Compensation	\$ -	\$ -	\$ -	-	\$ 201	-	\$ 201	\$ 201	-
235-PFLMI	\$ -	\$ -	\$ -	-	\$ 127	-	\$ 127	\$ 127	-
312-Instructional Programs Improvement Svcs	\$ -	\$ -	\$ 100,000	-	\$ -	-	\$ -	\$ -	-
2210-Improvement of Instruction Services Total	\$ -	\$ -	\$ 100,000	-	\$ 80,518	-	\$ 80,518	\$ 80,518	-
2240-Instructional Staff Development									
133-Extra Duty - Classified	\$ -	\$ -	\$ -	-	\$ 13,394	-	\$ 13,394	\$ 13,394	-
210-PERS	\$ -	\$ -	\$ -	-	\$ 4,391	-	\$ 4,391	\$ 4,391	-
220-Social Security Administration	\$ -	\$ -	\$ -	-	\$ 1,025	-	\$ 1,025	\$ 1,025	-
231-Workers Compensation	\$ -	\$ -	\$ -	-	\$ 49	-	\$ 49	\$ 49	-
342-Travel, Out of District	\$ -	\$ -	\$ 150,000	-	\$ -	-	\$ -	\$ -	-
2240-Instructional Staff Development Total	\$ -	\$ -	\$ 150,000	-	\$ 18,859	-	\$ 18,859	\$ 18,859	-
2321-Office of Superintendent									
135-Vacation Payout	\$ -	\$ -	\$ -	-	\$ 14,559	-	\$ 14,559	\$ 14,559	-
210-PERS	\$ -	\$ -	\$ -	-	\$ 5,127	-	\$ 5,127	\$ 5,127	-
220-Social Security Administration	\$ -	\$ -	\$ -	-	\$ 1,114	-	\$ 1,114	\$ 1,114	-
231-Workers Compensation	\$ -	\$ -	\$ -	-	\$ 46	-	\$ 46	\$ 46	-
235-PFLMI	\$ -	\$ -	\$ -	-	\$ 56	-	\$ 56	\$ 56	-
2321-Office of Superintendent Total	\$ -	\$ -	\$ -	-	\$ 20,903	-	\$ 20,903	\$ 20,903	-
2410-Office of the Principal Services									
112-Classified Salaries	\$ -	\$ -	\$ -	-	\$ 30,571	0.75	\$ 30,571	\$ 30,571	0.75
156-Stipend Classified	\$ -	\$ -	\$ 33,000	-	\$ -	-	\$ -	\$ -	-
210-PERS	\$ -	\$ -	\$ 9,808	-	\$ 9,086	-	\$ 9,086	\$ 9,086	-
220-Social Security Administration	\$ -	\$ -	\$ 2,491	-	\$ 2,339	-	\$ 2,339	\$ 2,339	-
231-Workers Compensation	\$ -	\$ -	\$ 125	-	\$ 110	-	\$ 110	\$ 110	-
235-PFLMI	\$ -	\$ -	\$ 76	-	\$ 71	-	\$ 71	\$ 71	-
243-Classified Insurance	\$ -	\$ -	\$ -	-	\$ 8,436	-	\$ 8,436	\$ 8,436	-
410-Consumable Supplies & Materials	\$ -	\$ -	\$ 25,000	-	\$ 92,000	-	\$ 92,000	\$ 92,000	-
2410-Office of the Principal Services Total	\$ -	\$ -	\$ 70,500	-	\$ 142,612	0.75	\$ 142,612	\$ 142,612	0.75
2520-Fiscal Services									
135-Vacation Payout	\$ -	\$ -	\$ -	-	\$ 8,140	-	\$ 8,140	\$ 8,140	-
210-PERS	\$ -	\$ -	\$ -	-	\$ 2,605	-	\$ 2,605	\$ 2,605	-
220-Social Security Administration	\$ -	\$ -	\$ -	-	\$ 623	-	\$ 623	\$ 623	-
231-Workers Compensation	\$ -	\$ -	\$ -	-	\$ 27	-	\$ 27	\$ 27	-
235-PFLMI	\$ -	\$ -	\$ -	-	\$ 23	-	\$ 23	\$ 23	-
690-Grant Indirect Charges	\$ -	\$ -	\$ 165,000	-	\$ 265,653	-	\$ 265,653	\$ 265,653	-
2520-Fiscal Services Total	\$ -	\$ -	\$ 165,000	-	\$ 277,070	-	\$ 277,070	\$ 277,070	-

LEBANON COMMUNITY SCHOOL DISTRICT 9

485 S 5th St, Lebanon, OR 97355

REQUIREMENT REPORT:	2019-2020 ACTUAL	2020-2021 ACTUAL	2021-2022 ADOPTED	2021-2022 ADOPTED FTE	2022-2023 PROPOSED	2022-2023 PROPOSED FTE	2022-2023 APPROVED	2022-2023 ADOPTED	2022-2023 ADOPTED FTE
FUND 903 - Elementary and Secondary School Emergency Relief III (ESSER III)									
2542-Care & Upkeep of Buildings Services									
135-Vacation Payout	\$ -	\$ -	\$ -	-	\$ 1,052	-	\$ 1,052	\$ 1,052	-
210-PERS	\$ -	\$ -	\$ -	-	\$ 313	-	\$ 313	\$ 313	-
220-Social Security Administration	\$ -	\$ -	\$ -	-	\$ 81	-	\$ 81	\$ 81	-
231-Workers Compensation	\$ -	\$ -	\$ -	-	\$ 26	-	\$ 26	\$ 26	-
235-PFLMI	\$ -	\$ -	\$ -	-	\$ 4	-	\$ 4	\$ 4	-
2542-Care & Upkeep of Buildings Services Total	\$ -	\$ -	\$ -	-	\$ 1,475	-	\$ 1,475	\$ 1,475	-
2544-Maintenance									
135-Vacation Payout	\$ -	\$ -	\$ -	-	\$ 1,455	-	\$ 1,455	\$ 1,455	-
210-PERS	\$ -	\$ -	\$ -	-	\$ 432	-	\$ 432	\$ 432	-
220-Social Security Administration	\$ -	\$ -	\$ -	-	\$ 111	-	\$ 111	\$ 111	-
231-Workers Compensation	\$ -	\$ -	\$ -	-	\$ 40	-	\$ 40	\$ 40	-
235-PFLMI	\$ -	\$ -	\$ -	-	\$ 6	-	\$ 6	\$ 6	-
2544-Maintenance Total	\$ -	\$ -	\$ -	-	\$ 2,044	-	\$ 2,044	\$ 2,044	-
2550-Student Transportation Services									
135-Vacation Payout	\$ -	\$ -	\$ -	-	\$ 1,375	-	\$ 1,375	\$ 1,375	-
210-PERS	\$ -	\$ -	\$ -	-	\$ 451	-	\$ 451	\$ 451	-
220-Social Security Administration	\$ -	\$ -	\$ -	-	\$ 105	-	\$ 105	\$ 105	-
231-Workers Compensation	\$ -	\$ -	\$ -	-	\$ 5	-	\$ 5	\$ 5	-
235-PFLMI	\$ -	\$ -	\$ -	-	\$ 6	-	\$ 6	\$ 6	-
2550-Student Transportation Services Total	\$ -	\$ -	\$ -	-	\$ 1,942	-	\$ 1,942	\$ 1,942	-
2620-Planning Research, Development, Evaluation									
112-Classified Salaries	\$ -	\$ -	\$ -	-	\$ 9,885	0.34	\$ 9,885	\$ 9,885	0.34
210-PERS	\$ -	\$ -	\$ -	-	\$ 2,938	-	\$ 2,938	\$ 2,938	-
220-Social Security Administration	\$ -	\$ -	\$ -	-	\$ 871	-	\$ 871	\$ 871	-
231-Workers Compensation	\$ -	\$ -	\$ -	-	\$ 41	-	\$ 41	\$ 41	-
235-PFLMI	\$ -	\$ -	\$ -	-	\$ 26	-	\$ 26	\$ 26	-
243-Classified Insurance	\$ -	\$ -	\$ -	-	\$ 5,471	-	\$ 5,471	\$ 5,471	-
2620-Planning Research, Development, Eval Total	\$ -	\$ -	\$ -	-	\$ 19,231	0.34	\$ 19,231	\$ 19,231	0.34
2642-Recruitment & Placement Services									
135-Vacation Payout	\$ -	\$ -	\$ -	-	\$ 5,643	-	\$ 5,643	\$ 5,643	-
154-Stipend - Admin	\$ -	\$ -	\$ -	-	\$ 40,500	-	\$ 40,500	\$ 40,500	-
155-Stipend - Licensed	\$ -	\$ -	\$ -	-	\$ 252,000	-	\$ 252,000	\$ 252,000	-
156-Stipend - Classified	\$ -	\$ -	\$ -	-	\$ 307,000	-	\$ 307,000	\$ 307,000	-
210-PERS	\$ -	\$ -	\$ -	-	\$ 198,633	-	\$ 198,633	\$ 198,633	-
220-Social Security Administration	\$ -	\$ -	\$ -	-	\$ 26,240	-	\$ 26,240	\$ 26,240	-
231-Workers Compensation	\$ -	\$ -	\$ -	-	\$ 1,888	-	\$ 1,888	\$ 1,888	-
235-PFLMI	\$ -	\$ -	\$ -	-	\$ 2,421	-	\$ 2,421	\$ 2,421	-
2642-Recruitment & Placement Total	\$ -	\$ -	\$ -	-	\$ 834,325	-	\$ 834,325	\$ 834,325	-

LEBANON COMMUNITY SCHOOL DISTRICT 9

485 S 5th St, Lebanon, OR 97355

REQUIREMENT REPORT:	2019-2020 ACTUAL	2020-2021 ACTUAL	2021-2022 ADOPTED	2021-2022 ADOPTED FTE	2022-2023 PROPOSED	2022-2023 PROPOSED FTE	2022-2023 APPROVED	2022-2023 ADOPTED	2022-2023 ADOPTED FTE
FUND 903 - Elementary and Secondary School Emergency Relief III (ESSER III)									
2660-Technology Services									
135-Vacation Payout	\$ -	\$ -	\$ -	-	\$ 3,733	-	\$ 3,733	\$ 3,733	-
210-PERS	\$ -	\$ -	\$ -	-	\$ 1,109	-	\$ 1,109	\$ 1,109	-
220-Social Security Administration	\$ -	\$ -	\$ -	-	\$ 286	-	\$ 286	\$ 286	-
231-Workers Compensation	\$ -	\$ -	\$ -	-	\$ 12	-	\$ 12	\$ 12	-
235-PFLMI	\$ -	\$ -	\$ -	-	\$ 15	-	\$ 15	\$ 15	-
2660-Technology Services Total	\$ -	\$ -	\$ -	-	\$ 5,155	-	\$ 5,155	\$ 5,155	-
3100-Food Services									
112-Classified Salaries	\$ -	\$ -	\$ -	-	\$ 49,046	2.25	\$ 49,046	\$ 49,046	2.25
135-Vacation Payout	\$ -	\$ -	\$ -	-	\$ 1,778	-	\$ 1,778	\$ 1,778	-
210-PERS	\$ -	\$ -	\$ -	-	\$ 15,160	-	\$ 15,160	\$ 15,160	-
220-Social Security Administration	\$ -	\$ -	\$ -	-	\$ 3,888	-	\$ 3,888	\$ 3,888	-
231-Workers Compensation	\$ -	\$ -	\$ -	-	\$ 1,153	-	\$ 1,153	\$ 1,153	-
235-PFLMI	\$ -	\$ -	\$ -	-	\$ 134	-	\$ 134	\$ 134	-
243-Classified Insurance	\$ -	\$ -	\$ -	-	\$ 18,562	-	\$ 18,562	\$ 18,562	-
3100-Food Services Total	\$ -	\$ -	\$ -	-	\$ 89,721	2.25	\$ 89,721	\$ 89,721	2.25
4150-Aquisition, Construction, Improvement									
520-Building Aquisition	\$ -	\$ -	\$ 1,500,000	-	\$ 1,500,000	-	\$ 1,500,000	\$ 1,500,000	-
541-Initial and Additional Equipment Purchase	\$ -	\$ -	\$ 500,000	-	\$ 800,000	-	\$ 800,000	\$ 800,000	-
4150-Acquisition, Const, Improvement Total	\$ -	\$ -	\$ 2,000,000	-	\$ 2,300,000	-	\$ 2,300,000	\$ 2,300,000	-
7000-Unappropriated Ending Fund Balance									
820-Reserved for Next Year	\$ -	\$ -	\$ 3,916,650	-	\$ 1,000,000	-	\$ 1,000,000	\$ 1,000,000	-
7000-Unappropriated Ending Fund Bal Total	\$ -	\$ -	\$ 3,916,650	-	\$ 1,000,000	-	\$ 1,000,000	\$ 1,000,000	-
FUND 903-TOTAL REQUIREMENTS	\$ -	\$ -	\$ 8,358,242	\$ 21	\$ 6,500,000	\$ 20.69	\$ 6,500,000	\$ 6,500,000	\$ 20.69

904 Fund – Summer Learning

Summer learning grants consist of three separate grants: The Summer Academic Support Grant for high school, The Summer Enrichment Grant for K-8, and the School Childcare Grant for K-5.

LEBANON COMMUNITY SCHOOL DISTRICT 9

485 S 5th St, Lebanon, OR 97355

RESOURCES REPORT:	2019-2020 ACTUAL	2020-2021 ACTUAL	2021-2022 ADOPTED	2021-2022 ADOPTED FTE	2022-2023 PROPOSED	2022-2023 PROPOSED FTE	2022-2023 APPROVED	2022-2023 ADOPTED	2022-2023 ADOPTED FTE
FUND 904 - Summer Learning Grants									
State									
3299-Other Restricted Grants-In-Aid	\$ -	\$ -	\$ 1,458,769	-	\$ 682,497	-	\$ 682,497	\$ 682,497	-
State Total	\$ -	\$ -	\$ 1,458,769	-	\$ 682,497	-	\$ 682,497	\$ 682,497	-
FUND 904-TOTAL RESOURCES	\$ -	\$ -	\$ 1,458,769	-	\$ 682,497	-	\$ 682,497	\$ 682,497	-

REQUIREMENT REPORT:	2019-2020 ACTUAL	2020-2021 ACTUAL	2021-2022 ADOPTED	2021-2022 ADOPTED FTE	2022-2023 PROPOSED	2022-2023 PROPOSED FTE	2022-2023 APPROVED	2022-2023 ADOPTED	2022-2023 ADOPTED FTE
FUND 904 - Summer Learning Grants									
1400-Summer School Programs									
113-Administrators	\$ -	\$ -	\$ 237,565	-	\$ -	-	\$ -	\$ -	-
133-Extra Duty - Classified	\$ -	\$ -	\$ 222,100	-	\$ -	-	\$ -	\$ -	-
152-Stipend - Summer School	\$ -	\$ -	\$ -	-	\$ 500,680	-	\$ 500,680	\$ 500,680	-
210-PERS	\$ -	\$ -	\$ 141,050	-	\$ 148,802	-	\$ 148,802	\$ 148,802	-
220-Social Security Administration	\$ -	\$ -	\$ 35,372	-	\$ 28,630	-	\$ 28,630	\$ 28,630	-
231-Workers Compensation	\$ -	\$ -	\$ 2,364	-	\$ 1,559	-	\$ 1,559	\$ 1,559	-
390-Other General Professional/Technical	\$ -	\$ -	\$ -	-	\$ 75,000	-	\$ 75,000	\$ 75,000	-
410-Consumable Supplies & Materials	\$ -	\$ -	\$ 100,000	-	\$ 11,000	-	\$ 11,000	\$ 11,000	-
460-Non-consumable Items	\$ -	\$ -	\$ 100,000	-	\$ -	-	\$ -	\$ -	-
692-Grant Matching	\$ -	\$ -	\$ -	-	\$ (170,624)	-	\$ (170,624)	\$ (170,624)	-
1400-Summer School Programs Total	\$ -	\$ -	\$ 838,451	-	\$ 595,047	-	\$ 595,047	\$ 595,047	-
2210-Improvement of Instruction Services									
410-Consumable Supplies & Materials	\$ -	\$ -	\$ 5,000	-	\$ -	-	\$ -	\$ -	-
2210-Improvement of Instruction Svcs Total	\$ -	\$ -	\$ 5,000	-	\$ -	-	\$ -	\$ -	-
2520-Fiscal Services									
690-Grant Indirect Charges	\$ -	\$ -	\$ 63,456	-	\$ 27,959	-	\$ 27,959	\$ 27,959	-
2520-Fiscal Services Total	\$ -	\$ -	\$ 63,456	-	\$ 27,959	-	\$ 27,959	\$ 27,959	-
2550-Student Transportation									
133-Extra Duty - Classified	\$ -	\$ -	\$ -	-	\$ 10,500	-	\$ 10,500	\$ 10,500	-
152-Stipend - Summer School	\$ -	\$ -	\$ -	-	\$ 3,500	-	\$ 3,500	\$ 3,500	-
210-PERS	\$ -	\$ -	\$ -	-	\$ 4,161	-	\$ 4,161	\$ 4,161	-
220-Social Security Administration	\$ -	\$ -	\$ -	-	\$ 1,071	-	\$ 1,071	\$ 1,071	-
231-Workers Compensation	\$ -	\$ -	\$ -	-	\$ 493	-	\$ 493	\$ 493	-
2550-Student Transportation Total	\$ -	\$ -	\$ -	-	\$ 19,725	-	\$ 19,725	\$ 19,725	-
2544-Maintenance									
410-Consumable Supplies & Materials	\$ -	\$ -	\$ 100,000	-	\$ -	-	\$ -	\$ -	-
2544-Maintenance Total	\$ -	\$ -	\$ 100,000	-	\$ -	-	\$ -	\$ -	-

LEBANON COMMUNITY SCHOOL DISTRICT 9

485 S 5th St, Lebanon, OR 97355

REQUIREMENT REPORT:	2019-2020 ACTUAL	2020-2021 ACTUAL	2021-2022 ADOPTED	2021-2022 ADOPTED FTE	2022-2023 PROPOSED	2022-2023 PROPOSED FTE	2022-2023 APPROVED	2022-2023 ADOPTED	2022-2023 ADOPTED FTE
FUND 904 - Summer Learning Grants									
3100-Food Services									
133-Extra Duty - Classified	\$ -	\$ -	\$ 32,317	-	\$ -	-	\$ -	\$ -	-
210-PERS	\$ -	\$ -	\$ 10,148	-	\$ -	-	\$ -	\$ -	-
220-Social Security Administration	\$ -	\$ -	\$ 2,420	-	\$ -	-	\$ -	\$ -	-
231-Workers Compensation	\$ -	\$ -	\$ 1,012	-	\$ -	-	\$ -	\$ -	-
328-Garbage	\$ -	\$ -	\$ 5,000	-	\$ -	-	\$ -	\$ -	-
410-Consumable Supplies & Materials	\$ -	\$ -	\$ 50,000	-	\$ -	-	\$ -	\$ -	-
450-Food	\$ -	\$ -	\$ 200,000	-	\$ -	-	\$ -	\$ -	-
460-Non-consumable Items	\$ -	\$ -	\$ 50,000	-	\$ -	-	\$ -	\$ -	-
470-Computer Software	\$ -	\$ -	\$ 10,000	-	\$ -	-	\$ -	\$ -	-
3100-Food Services Total	\$ -	\$ -	\$ 360,897	-	\$ -	-	\$ -	\$ -	-
3102-Summer Food Service									
112-Classified Salaries	\$ -	\$ -	\$ 8,043	-	\$ 2,243	-	\$ 2,243	\$ 2,243	-
133-Extra Duty - Classified	\$ -	\$ -	\$ 15,000	-	\$ 22,749	-	\$ 22,749	\$ 22,749	-
210-PERS	\$ -	\$ -	\$ 4,961	-	\$ 4,000	-	\$ 4,000	\$ 4,000	-
220-Social Security Administration	\$ -	\$ -	\$ 1,149	-	\$ 8,051	-	\$ 8,051	\$ 8,051	-
231-Workers Compensation	\$ -	\$ -	\$ 437	-	\$ 2,046	-	\$ 2,046	\$ 2,046	-
235-PFLMI	\$ -	\$ -	\$ 14	-	\$ 677	-	\$ 677	\$ 677	-
243-Classified Insurance	\$ -	\$ -	\$ 3,061	-	\$ -	-	\$ -	\$ -	-
329-Other Property Services	\$ -	\$ -	\$ 2,000	-	\$ -	-	\$ -	\$ -	-
395-Classified Subs	\$ -	\$ -	\$ 3,500	-	\$ -	-	\$ -	\$ -	-
406-Gas, Oil, Lube, Propane	\$ -	\$ -	\$ 1,250	-	\$ -	-	\$ -	\$ -	-
410-Consumable Supplies & Materials	\$ -	\$ -	\$ 5,000	-	\$ -	-	\$ -	\$ -	-
411-Donated Commodities	\$ -	\$ -	\$ 1,550	-	\$ -	-	\$ -	\$ -	-
450-Food	\$ -	\$ -	\$ 45,000	-	\$ -	-	\$ -	\$ -	-
3102-Summer Food Service Total	\$ -	\$ -	\$ 90,965	-	\$ 39,766	-	\$ 39,766	\$ 39,766	-
FUND 904-TOTAL REQUIREMENTS	\$ -	\$ -	\$ 1,458,769	-	\$ 682,497	-	\$ 682,497	\$ 682,497	-

THIS PAGE INTENTIONALLY LEFT BLANK

999 Fund – PERS Reserve Fund (formerly 299 Fund)

This fund was established in 2009-2010 for reserving money to cushion the District against future rate increases in the Public Employees Retirement System (PERS). In an effort to offset the impact of the increased PERS rates, all reserves in this fund were transferred to General Fund in 2013-2014. In 2014-2015, \$150,000 was transferred to re-establish funding for future rate increases. In both 2015-2016 and 2016-2017, the transfer was \$500,000 from General Fund. In 2017-2019, the PERS rates increased 4.5%, bringing the total average rate to 30.5% on all wages. To help offset the rate increase occurring in 2019-2021, \$850,000 will be transferred to the General Fund. In 2022-2023, the district will transfer the remaining retiree insurance and stipends expenses into this account.

LEBANON COMMUNITY SCHOOL DISTRICT 9

485 S 5th St, Lebanon, OR 97355

RESOURCES REPORT:	2019-2020 ACTUAL	2020-2021 ACTUAL	2021-2022 ADOPTED	2021-2022 ADOPTED FTE	2022-2023 PROPOSED	2022-2023 PROPOSED FTE	2022-2023 APPROVED	2022-2023 ADOPTED	2022-2023 ADOPTED FTE
FUND 999-PERS RESERVE (Formerly Fund 299)									
Interfund Transfers									
5200-Interfund Transfer	\$ -	\$ -	\$ 300,000	-	\$ -	-	\$ -	\$ -	-
Interfund Transfers Total	\$ -	\$ -	\$ 300,000	-	\$ -	-	\$ -	\$ -	-
Beginning Fund Balance									
5400-Resources - Beginning Fund Balance	\$ 1,675,000	\$ 825,000	\$ 1,275,000	-	\$ -	-	\$ -	\$ -	-
Beginning Fund Balance Total	\$ 1,675,000	\$ 825,000	\$ 1,275,000	-	\$ -	-	\$ -	\$ -	-
FUND 999-TOTAL RESOURCES	\$ 1,675,000	\$ 825,000	\$ 1,575,000	-	\$ -	-	\$ -	\$ -	-
REQUIREMENT REPORT:	2019-2020 ACTUAL	2020-2021 ACTUAL	2021-2022 ADOPTED	2021-2022 ADOPTED FTE	2022-2023 PROPOSED	2022-2023 PROPOSED FTE	2022-2023 APPROVED	2022-2023 ADOPTED	2022-2023 ADOPTED FTE
FUND 999-PERS RESERVE (Formerly Fund 299)									
5200-Transfers of Funds									
5200-Transfers of Funds	\$ 850,000	\$ -	\$ -	-	\$ -	-	\$ -	\$ -	-
5200-Transfers of Funds Total	\$ 850,000	\$ -	\$ -	-	\$ -	-	\$ -	\$ -	-
7000-Unappropriated Ending Fund Balance									
820-Unappropriated Ending Fund Balance	\$ 825,000	\$ 825,000	\$ 1,575,000	-	\$ -	-	\$ -	\$ -	-
7000-Unappropriated Ending Fund Bal Total	\$ 825,000	\$ 825,000	\$ 1,575,000	-	\$ -	-	\$ -	\$ -	-
FUND 999-TOTAL REQUIREMENTS	\$ 1,675,000	\$ 825,000	\$ 1,575,000	-	\$ -	-	\$ -	\$ -	-

THIS PAGE INTENTIONALLY LEFT BLANK

THIS PAGE INTENTIONALLY LEFT BLANK

300 Fund – Debt Service Fund

This fund accounts for the accumulation of resources for, and the payment of, general long-term debt, principal and interest.

Revenue for this fund is property taxes levied to retire the voter approved bonded debt of the District. Expenditures in this fund are restricted to principal and interest payments on the District's obligations. Voter approved general obligation bonds have built the Pioneer and Riverview buildings and funded various additions and renovations to the District's holdings. The District has refinanced the bonded debt to take advantage of lower interest rates.

LEBANON COMMUNITY SCHOOL DISTRICT 9

485 S 5th St, Lebanon, OR 97355

RESOURCES REPORT:	2019-2020 ACTUAL	2020-2021 ACTUAL	2021-2022 ADOPTED	2021-2022 ADOPTED FTE	2022-2023 PROPOSED	2022-2023 PROPOSED FTE	2022-2023 APPROVED	2022-2023 ADOPTED	2022-2023 ADOPTED FTE
FUND 300-DEBT SERVICE FUND									
Local									
1111-Current Year's Taxes	\$ 3,712,435	\$ 3,834,648	\$ 3,800,000	-	\$ 3,900,000	-	\$ 3,900,000	\$ 3,900,000	-
1112-Prior Year's Taxes	\$ 91,316	\$ 78,900	\$ 110,000	-	\$ 140,000	-	\$ 140,000	\$ 140,000	-
1190-Penalties and Interest on Taxes	\$ -	\$ 16,058	\$ -	-	\$ -	-	\$ -	\$ -	-
1510-Interest on Investments	\$ 6,148	\$ 0	\$ -	-	\$ -	-	\$ -	\$ -	-
1990-Miscellaneous	\$ 18,342	\$ 5	\$ -	-	\$ -	-	\$ -	\$ -	-
Local Total	\$ 3,828,241	\$ 3,929,612	\$ 3,910,000	-	\$ 4,040,000	-	\$ 4,040,000	\$ 4,040,000	-
Beginning Fund Balance									
5400-Resources - Beginning Fund Balance	\$ 220,985	\$ 129,222	\$ 500,000	-	\$ 141,000	-	\$ 141,000	\$ 141,000	-
Beginning Fund Balance Total	\$ 220,985	\$ 129,222	\$ 500,000	-	\$ 141,000	-	\$ 141,000	\$ 141,000	-
FUND 300-TOTAL RESOURCES	\$ 4,049,226	\$ 4,058,833	\$ 4,410,000	-	\$ 4,181,000	-	\$ 4,181,000	\$ 4,181,000	-

REQUIREMENT REPORT:	2019-2020 ACTUAL	2020-2021 ACTUAL	2021-2022 ADOPTED	2021-2022 ADOPTED FTE	2022-2023 PROPOSED	2022-2023 PROPOSED FTE	2022-2023 APPROVED	2022-2023 ADOPTED	2022-2023 ADOPTED FTE
FUND 300-DEBT SERVICE FUND									
2520-Fiscal Services									
389-Other Non-Instructional Professional and Tech	\$ 25,500	\$ -	\$ -	-	\$ -	-	\$ -	\$ -	-
640-Dues and Fees	\$ 3,850	\$ -	\$ -	-	\$ -	-	\$ -	\$ -	-
5100-Long Term Debt FinancingTotal	\$ 29,350	\$ -	\$ -	-	\$ -	-	\$ -	\$ -	-
5100-Long Term Debt Financing Sources									
610-Redemption of Principal	\$ 2,300,000	\$ 2,545,000	\$ 2,750,000	-	\$ 2,940,000	-	\$ 2,940,000	\$ 2,940,000	-
621-Regular Interest	\$ 1,590,455	\$ 1,297,707	\$ 1,266,022	-	\$ 1,100,002	-	\$ 1,100,002	\$ 1,100,002	-
640-Dues and Fees	\$ 200	\$ -	\$ -	-	\$ -	-	\$ -	\$ -	-
5100-Long Term Debt FinancingTotal	\$ 3,890,655	\$ 3,842,707	\$ 4,016,022	-	\$ 4,040,002	-	\$ 4,040,002	\$ 4,040,002	-
7000-Unappropriated Ending Fund Balance									
820-Unappropriated Ending Fund Balance	\$ 129,222	\$ 216,127	\$ 393,978	-	\$ 140,998	-	\$ 140,998	\$ 140,998	-
7000-Unappropriated Ending Fund Bal Total	\$ 129,222	\$ 216,127	\$ 393,978	-	\$ 140,998	-	\$ 140,998	\$ 140,998	-
FUND 300-TOTAL REQUIREMENTS	\$ 4,049,226	\$ 4,058,833	\$ 4,410,000	-	\$ 4,181,000	-	\$ 4,181,000	\$ 4,181,000	-

311 Fund – 2011 Non-Bonded Debt Fund

This fund records the yearly principal and interest payments on a full faith and credit obligation through QSCB (Qualified School Construction Bond) funding that was established in 2011. The purpose of this funding was to support the track and turf replacement, and energy efficiency projects while utilizing the Senate Bill 1149 (SB 1149) on appropriate projects to maximize funding. QSCBs are a federal program where a percentage of the interest is paid through federal funds. Initially the District qualified to have all of the interest covered by federal dollars resulting in 0% interest impact to the District. However, due to Federal Sequestration in 2013, the District has received a fluctuating decrease in Federal support.

LEBANON COMMUNITY SCHOOL DISTRICT 9

485 S 5th St, Lebanon, OR 97355

RESOURCES REPORT:	2019-2020 ACTUAL	2020-2021 ACTUAL	2021-2022 ADOPTED	2021-2022 ADOPTED FTE	2022-2023 PROPOSED	2022-2023 PROPOSED FTE	2022-2023 APPROVED	2022-2023 ADOPTED	2022-2023 ADOPTED FTE
FUND 311-2011 NON-BONDED DEBT FUND									
Local									
5100-Long Term Debt Financing Sources	\$ 43,114	\$ 45,881	\$ -	-	\$ -	-	\$ -	\$ -	-
Local Total	\$ 43,114	\$ 45,881	\$ -	-	\$ -	-	\$ -	\$ -	-
Transfer									
5200-Transfers of Funds	\$ 50,000	\$ -	\$ 300,000	-	\$ 125,000	-	\$ 125,000	\$ 125,000	-
Transfer Total	\$ 50,000	\$ -	\$ 300,000	-	\$ 125,000	-	\$ 125,000	\$ 125,000	-
Beginning Fund Balance									
5400-Resources - Beginning Fund Balance	\$ 208,798	\$ 126,972	\$ 35,000	-	\$ 117,550	-	\$ 117,550	\$ 117,550	-
Beginning Fund Balance Total	\$ 208,798	\$ 126,972	\$ 35,000	-	\$ 117,550	-	\$ 117,550	\$ 117,550	-
FUND 311-TOTAL RESOURCES	\$ 301,912	\$ 172,853	\$ 335,000	-	\$ 242,550	-	\$ 242,550	\$ 242,550	-

REQUIREMENT REPORT:	2019-2020 ACTUAL	2020-2021 ACTUAL	2021-2022 ADOPTED	2021-2022 ADOPTED FTE	2022-2023 PROPOSED	2022-2023 PROPOSED FTE	2022-2023 APPROVED	2022-2023 ADOPTED	2022-2023 ADOPTED FTE
FUND 311-2011 NON-BONDED DEBT FUND									
5100-Long Term Debt Financing Sources									
610-Redemption of Principal	\$ 126,333	\$ 126,333	\$ 126,333	-	\$ 126,333	-	\$ 126,333	\$ 126,333	-
621-Regular Interest	\$ 48,607	\$ 51,261	\$ 97,214	-	\$ 97,214	-	\$ 97,214	\$ 97,214	-
5100-Long Term Debt Financing Sources Total	\$ 174,940	\$ 177,594	\$ 223,547	-	\$ 223,547	-	\$ 223,547	\$ 223,547	-
7000-Unappropriated Ending Fund Balance									
820-Unappropriated Ending Fund Balance	\$ 126,972	\$ (4,741)	\$ 111,453	-	\$ 19,004	-	\$ 19,004	\$ 19,004	-
7000-Unappropriated Ending Fund Balance Total	\$ 126,972	\$ (4,741)	\$ 111,453	-	\$ 19,004	-	\$ 19,004	\$ 19,004	-
FUND 311-TOTAL REQUIREMENTS	\$ 301,912	\$ 172,853	\$ 335,000	-	\$ 242,550	-	\$ 242,550	\$ 242,550	-

THIS PAGE INTENTIONALLY LEFT BLANK

THIS PAGE INTENTIONALLY LEFT BLANK

421 Fund – Seismic Rehab – LHS Gym

The Seismic Rehabilitation Grant Program is a state of Oregon competitive grant program that provides funding for the seismic rehabilitation of critical public buildings, particularly public schools and emergency services facilities. Public K-12 school districts, community colleges, and education service districts are eligible for the grant program.

In 2021-2022, the district will complete seismic upgrades to the Lebanon High School main gym. This will include seismic upgrades and a new roof. In 2022-23 the district has budgeted a small amount to cover close out expenses for this project.

LEBANON COMMUNITY SCHOOL DISTRICT 9

485 S 5th St, Lebanon, OR 97355

RESOURCES REPORT:	2019-2020 ACTUAL	2020-2021 ACTUAL	2021-2022 ADOPTED	2021-2022 ADOPTED FTE	2022-2023 PROPOSED	2022-2023 PROPOSED FTE	2022-2023 APPROVED	2022-2023 ADOPTED	2022-2023 ADOPTED FTE
FUND 421-SEISMIC REHABILITATION									
State									
3299-Other Restricted Grants-In-Aid	\$ -	\$ 414,133	\$ 2,300,000	-	\$ 25,000	-	\$ 25,000	\$ 24,000	-
State Total	\$ -	\$ 414,133	\$ 2,300,000	-	\$ 25,000	-	\$ 25,000	\$ 24,000	-
FUND 421-TOTAL RESOURCES	\$ -	\$ 414,133	\$ 2,300,000	-	\$ 25,000	-	\$ 25,000	\$ 24,000	-

REQUIREMENT REPORT:	2019-2020 ACTUAL	2020-2021 ACTUAL	2021-2022 ADOPTED	2021-2022 ADOPTED FTE	2022-2023 PROPOSED	2022-2023 PROPOSED FTE	2022-2023 APPROVED	2022-2023 ADOPTED	2022-2023 ADOPTED FTE
FUND 421-SEISMIC REHABILITATION									
4150-Buildings Acquisit, Constuct, Improve									
383-Architect/Engineer Services	\$ -	\$ 161,173	\$ 200,000	-	\$ -	-	\$ -	\$ -	-
389-Other Non-Instructional Prof & Tech	\$ -	\$ -	\$ 200,000	-	\$ -	-	\$ -	\$ -	-
520-Buildings Acquisition	\$ -	\$ 252,960	\$ 1,800,000	-	\$ 25,000	-	\$ 25,000	\$ 24,000	-
640-Dues & Fees	\$ -	\$ -	\$ 100,000	-	\$ -	-	\$ -	\$ -	-
650-Insurance & Judgements	\$ -	\$ -	\$ -	-	\$ -	-	\$ -	\$ -	-
4150-Total	\$ -	\$ 414,133	\$ 2,300,000	-	\$ 25,000	-	\$ 25,000	\$ 24,000	-
FUND 421-TOTAL REQUIREMENTS	\$ -	\$ 414,133	\$ 2,300,000	-	\$ 25,000	-	\$ 25,000	\$ 24,000	-

THIS PAGE INTENTIONALLY LEFT BLANK

THIS PAGE INTENTIONALLY LEFT BLANK

530 Fund – Vocational House Fund

This fund is designed as an enterprise fund. The District will purchase land to provide the students of Lebanon High School an opportunity through the Rough Carpentry / Construction Vocational Program to build a home. Once completed, the home will be sold, providing funding for additional homes to be built. In 2016-2017, the District sold a portion of the Crowfoot property to the City of Lebanon for \$80,000, resulting in the initial funding for this project. In 2017-2018, the General Fund transfer was \$80,000. In 2018-2019, a transfer from the General Fund of \$40,000 will be made to ensure the success of this program. In 2019-2020, the district sold the Vocational House. The revenue from the sale was used to purchase new property and the Rough Carpentry / Construction Vocational Program students are building a duplex.

In 2020-2021, the district purchased a two-acre parcel of land for the purpose of sub-dividing the land into twelve lots. The district will use this property for its Construction I and Construction II classes to develop and construct houses for the next five to six years.

LEBANON COMMUNITY SCHOOL DISTRICT 9

485 S 5th St, Lebanon, OR 97355

RESOURCES REPORT:		2019-2020 ACTUAL	2020-2021 ACTUAL	2021-2022 ADOPTED	2021-2022 ADOPTED FTE	2022-2023 PROPOSED	2022-2023 PROPOSED FTE	2022-2023 APPROVED	2022-2023 ADOPTED	2022-2023 ADOPTED FTE
FUND 530-VOCATIONAL HOUSE FUND										
Local										
1960-Recovery of Prior Years' Expenditure	\$	-	\$ 9,000	\$ -	-	\$ -	-	\$ -	\$ -	-
5300-Sale of or Comp for Loss of Fixed Assets	\$	244,526	\$ 529,300	\$ 250,000	-	\$ 340,000	-	\$ 340,000	\$ 340,000	-
Local Total	\$	244,526	\$ 538,300	\$ 250,000	-	\$ 340,000	-	\$ 340,000	\$ 340,000	-
Transfer										
5200-Transfers of Funds	\$	-	\$ 93,000	\$ 250,000	-	\$ 450,000	-	\$ 450,000	\$ 450,000	-
Transfer Total	\$	-	\$ 93,000	\$ 250,000	-	\$ 450,000	-	\$ 450,000	\$ 450,000	-
Beginning Fund Balance										
5400-Resources - Beginning Fund Balance	\$	(16,921)	\$ (56,111)	\$ 58,095	-	\$ 5,000	-	\$ 5,000	\$ 5,000	-
Beginning Fund Balance Total	\$	(16,921)	\$ (56,111)	\$ 58,095	-	\$ 5,000	-	\$ 5,000	\$ 5,000	-
FUND 530-TOTAL RESOURCES		\$ 227,605	\$ 575,189	\$ 558,095	-	\$ 795,000	-	\$ 795,000	\$ 795,000	-

REQUIREMENT REPORT:		2019-2020 ACTUAL	2020-2021 ACTUAL	2021-2022 ADOPTED	2021-2022 ADOPTED FTE	2022-2023 PROPOSED	2022-2023 PROPOSED FTE	2022-2023 APPROVED	2022-2023 ADOPTED	2022-2023 ADOPTED FTE
FUND 530-VOCATIONAL HOUSE FUND										
1131-High School Programs										
325-Electricity	\$	159	\$ -	\$ -	-	\$ -	-	\$ -	\$ -	-
326-Fuel	\$	305	\$ -	\$ -	-	\$ -	-	\$ -	\$ -	-
327-Water & Sewage	\$	(1)	\$ -	\$ -	-	\$ -	-	\$ -	\$ -	-
389-Other Non-Instructional Prof & Tech	\$	10,000	\$ -	\$ -	-	\$ -	-	\$ -	\$ -	-
520-Buildings Acquisition	\$	272,753	\$ -	\$ -	-	\$ -	-	\$ -	\$ -	-
640-Dues & Fees	\$	500	\$ -	\$ -	-	\$ -	-	\$ -	\$ -	-
1131-High School Programs Total	\$	283,716	\$ -	\$ -	-	\$ -	-	\$ -	\$ -	-
2540 - Operations and Maint. of Plant										
133-Extra Duty - Classified	\$	-	\$ -	\$ 20,000	-	\$ 19,403	-	\$ 19,403	\$ 19,403	-
210-PERS	\$	-	\$ -	\$ 5,944	-	\$ 6,202	-	\$ 6,202	\$ 6,202	-
220-Social Security Administration	\$	-	\$ -	\$ 1,530	-	\$ 1,484	-	\$ 1,484	\$ 1,484	-
231-Worker's Compensation	\$	-	\$ -	\$ 541	-	\$ 104	-	\$ 104	\$ 104	-
235-PFMLI	\$	-	\$ -	\$ 80	-	\$ 80	-	\$ 80	\$ 80	-
520-Buildings Acquisition	\$	-	\$ -	\$ 530,000	-	\$ -	-	\$ -	\$ -	-
2540 - Operations and Maint of Plant Total	\$	-	\$ -	\$ 558,095	-	\$ 27,273	-	\$ 27,273	\$ 27,273	-
4150-Buildings Acquisit, Constuct, Improve										
520-Buildings Acquisition	\$	-	\$ 572,000	\$ -	-	\$ 767,727	-	\$ 767,727	\$ 767,727	-
Total	\$	-	\$ 572,000	\$ -	-	\$ 767,727	-	\$ 767,727	\$ 767,727	-
7000-Unappropriated Ending Fund Balance										
820-Unappropriated Ending Fund Balance	\$	(56,111)	\$ 3,189	\$ -	-	\$ -	-	\$ -	\$ -	-
7000-Unappropriated Ending Fund BalTotal	\$	(56,111)	\$ 3,189	\$ -	-	\$ -	-	\$ -	\$ -	-
FUND 530-TOTAL REQUIREMENTS		\$ 227,605	\$ 575,189	\$ 558,095	-	\$ 795,000	-	\$ 795,000	\$ 795,000	-

THIS PAGE INTENTIONALLY LEFT BLANK

THIS PAGE INTENTIONALLY LEFT BLANK

601 Fund – Unemployment Insurance Fund

This fund accounts for the operation of District functions that provide services to other District functions on a cost reimbursement basis such as unemployment. Lebanon Community School District reserves funds and expends funds for unemployment benefits paid by the State for former District employees. The fund experienced heavy expenditures in 2009-2010 and continued through the 2010-2011 and 2011-2012 fiscal years. A transfer from general fund is necessary to fund the cost of future unemployment claims.

LEBANON COMMUNITY SCHOOL DISTRICT 9

485 S 5th St, Lebanon, OR 97355

RESOURCES REPORT:	2019-2020 ACTUAL	2020-2021 ACTUAL	2021-2022 ADOPTED	2021-2022 ADOPTED FTE	2022-2023 PROPOSED	2022-2023 PROPOSED FTE	2022-2023 APPROVED	2022-2023 ADOPTED	2022-2023 ADOPTED FTE
FUND 601-UNEMPLOYMENT INSURANCE FUND									
Transfer									
5200-Transfer of Funds	\$ 25,000	\$ 227,000	\$ -	-	\$ -	-	\$ -	-	-
Transfer Total	\$ 25,000	\$ 227,000	\$ -	-	\$ -	-	\$ -	-	-
Beginning Fund Balance									
5400-Resources - Beginning Fund Balance	\$ 117,618	\$ 78,685	\$ 270,000	-	\$ 237,400	-	\$ 237,400	\$ 237,400	-
Beginning Fund Balance Total	\$ 117,618	\$ 78,685	\$ 270,000	-	\$ 237,400	-	\$ 237,400	\$ 237,400	-
FUND 601-TOTAL RESOURCES	\$ 142,618	\$ 305,685	\$ 270,000	-	\$ 237,400	-	\$ 237,400	\$ 237,400	-

REQUIREMENT REPORT:	2019-2020 ACTUAL	2020-2021 ACTUAL	2021-2022 ADOPTED	2021-2022 ADOPTED FTE	2022-2023 PROPOSED	2022-2023 PROPOSED FTE	2022-2023 APPROVED	2022-2023 ADOPTED	2022-2023 ADOPTED FTE
FUND 601-UNEMPLOYMENT INSURANCE FUND									
2329-Other Executive Administration Svcs									
397-Claims Administration	\$ 63,933	\$ 53,858	\$ 60,000	-	\$ 50,000	-	\$ 50,000	\$ 50,000	-
2329-Other Executive Admin Svcs Total	\$ 63,933	\$ 53,858	\$ 60,000	-	\$ 50,000	-	\$ 50,000	\$ 50,000	-
7000-Unappropriated Ending Fund Balance									
820-Unappropriated Ending Fund Balance	\$ 78,685	\$ 251,827	\$ 210,000	-	\$ 187,400	-	\$ 187,400	\$ 187,400	-
7000-Unappropriated Ending Fund Bal Total	\$ 78,685	\$ 251,827	\$ 210,000	-	\$ 187,400	-	\$ 187,400	\$ 187,400	-
FUND 601-TOTAL REQUIREMENTS	\$ 142,618	\$ 305,685	\$ 270,000	-	\$ 237,400	-	\$ 237,400	\$ 237,400	-

THIS PAGE INTENTIONALLY LEFT BLANK

THIS PAGE INTENTIONALLY LEFT BLANK

701 Fund – District Office Hospitality Fund

The District Office Hospitality (Social) Fund is an optional employee deduction. It is used for district office staff parties, funeral remembrances, and surgery / serious illness. The funds from this account are held in a separate staff checking account. This is held in a Trust and Agency Fund held by the district.

LEBANON COMMUNITY SCHOOL DISTRICT 9

485 S 5th St, Lebanon, OR 97355

RESOURCES REPORT:	2019-2020 ACTUAL	2020-2021 ACTUAL	2021-2022 ADOPTED	2021-2022 ADOPTED FTE	2022-2023 PROPOSED	2022-2023 PROPOSED FTE	2022-2023 APPROVED	2022-2023 ADOPTED	2022-2023 ADOPTED FTE
FUND 701-STAFF HOSPITALITY FUND									
Revenue									
1990-Miscellaneous	\$ 324	\$ 398	\$ -	-	\$ -	-	\$ -	\$ 1,000	-
Transfer Total	\$ 324	\$ 398	\$ -	-	\$ -	-	\$ -	\$ 1,000	-
Beginning Fund Balance									
5400-Resources - Beginning Fund Balance	\$ 1,847	\$ 2,071	\$ -	-	\$ -	-	\$ -	\$ -	-
Beginning Fund Balance Total	\$ 1,847	\$ 2,071	\$ -	-	\$ -	-	\$ -	\$ -	-
FUND 601-TOTAL RESOURCES	\$ 2,171	\$ 2,468	\$ -	-	\$ -	-	\$ -	\$ 1,000	-

REQUIREMENT REPORT:	2019-2020 ACTUAL	2020-2021 ACTUAL	2021-2022 ADOPTED	2021-2022 ADOPTED FTE	2022-2023 PROPOSED	2022-2023 PROPOSED FTE	2022-2023 APPROVED	2022-2023 ADOPTED	2022-2023 ADOPTED FTE
FUND 701-STAFF HOSPITALITY FUND									
2329-Other Executive Administration Svcs									
410-Consumable Supplies	\$ 25	\$ -	\$ -	-	\$ -	-	\$ -	\$ 500	-
640-Dues and Fees	\$ 75	\$ -	\$ -	-	\$ -	-	\$ -	\$ -	-
2329-Other Executive Admin Svcs Total	\$ 100	\$ -	\$ -	-	\$ -	-	\$ -	\$ 500	-
7000-Unappropriated Ending Fund Balance									
820-Unappropriated Ending Fund Balance	\$ 2,071	\$ 2,468	\$ -	-	\$ -	-	\$ -	\$ 500	-
7000-Unappropriated Ending Fund Bal Total	\$ 2,071	\$ 2,468	\$ -	-	\$ -	-	\$ -	\$ 500	-
FUND 601-TOTAL REQUIREMENTS	\$ 2,171	\$ 2,468	\$ -	-	\$ -	-	\$ -	\$ 1,000	-

THIS PAGE INTENTIONALLY LEFT BLANK

THIS PAGE INTENTIONALLY LEFT BLANK

NOTICE OF BUDGET COMMITTEE MEETING

April 30, 2022

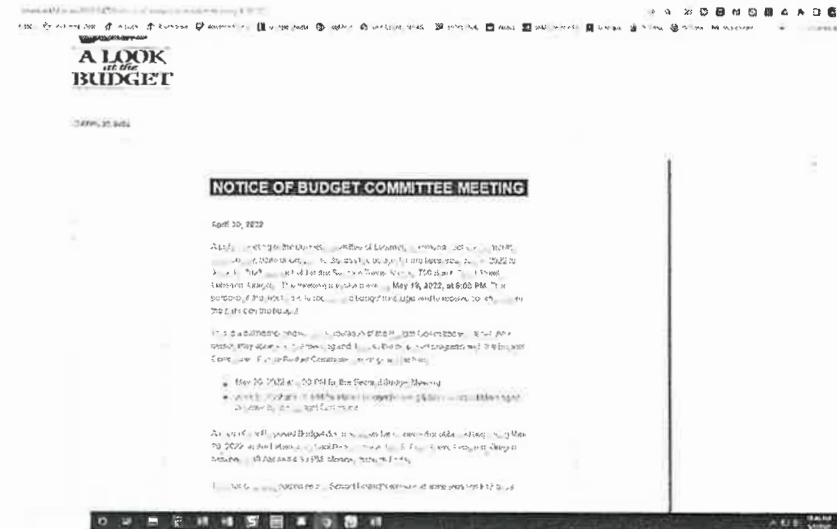
A public meeting of the Budget Committee of Lebanon Community School District #9, Linn County, State of Oregon, to discuss the budget for the fiscal year July 1, 2022 to June 30, 2023, will be held at the Santiam Travel Station, 750 South Third Street, Lebanon, Oregon. The meeting will take place on **May 19, 2022, at 6:00 PM**. The purpose of the meeting is to receive the budget message and to receive comment from the public on the budget.

This is a public meeting where deliberation of the Budget Committee will occur. Any person may appear at the meeting and discuss the proposed programs with the Budget Committee. Future Budget Committee meetings will be held:

- May 26, 2022 at 6:00 PM for the Second Budget Meeting
- June 9, 2022 at 6:00 PM for Public Budget Hearing & Special Board Meeting as approve by the Budget Committee.

A copy of the Proposed Budget document may be inspected or obtained beginning May 20, 2022, at the Lebanon School District Office, 485 S. Fifth Street, Lebanon, Oregon between 8:00 AM and 4:30 PM, Monday through Friday.

This notice is also posted on the School District's website at www.lebanon.k12.or.us.



*** Proof of Publication ***

State of Oregon
ss)
County of Linn and Benton

LEBANON COMMUNITY SCHOOL DISTR

485 S 5TH ST
LEBANON, OR 97355

ORDER NUMBER 144742

I, Mary Kay Wiens, being first duly sworn depose and say, that I am the Legal Clerk of the Albany Democrat-Herald & Corvallis Gazette-Times, newspapers of general circulation, as defined by section 193.010 O.R.S., published at 600 Lyon St. SW, Albany, OR, in the aforesaid county and state; that a copy is hereto Annexed, was published in the entire issue of said newspaper.

NOTICE OF BUDGET COMMITTEE MEETING

April 30, 2022

A public meeting of the Budget Committee of Lebanon Community School District #9, Linn County, State of Oregon, to discuss the budget for the fiscal year July 1, 2022 to June 30, 2023, will be held at the Santiam Travel Station, 750 South Third Street, Lebanon, Oregon. The meeting will take place on May 19, 2022, at 6:00 PM. The purpose of the meeting is to receive the budget message and to receive comment from the public on the budget.

This is a public meeting where deliberation of the Budget Committee will occur. Any person may appear at the meeting and discuss the proposed programs with the Budget Committee. Future Budget Committee meetings will be held:

- May 26, 2022 at 6:00 PM for the Second Budget Meeting
- June 9, 2022 at 6:00 PM for Public Budget Hearing & Special Board Meeting as approve by the Budget Committee.

A copy of the Proposed Budget document may be inspected or obtained beginning May 20, 2022, at the Lebanon School District Office, 485 S. Fifth Street, Lebanon, Oregon between 8:00 AM and 4:30 PM, Monday through Friday.

This notice is also posted on the School District's website at www.lebanon.k12.or.us.

#144742

PUBLISH: 4/30/2022

Section: Public Notices
Category: 990 Public Notice
PUBLISHED ON: 04/30/2022

TOTAL AD COST: 269.04


FILED ON: 5/2/2022

Mary Kay Wiens

Mary Kay Wiens
Legal Clerk

Cyndi Rae Sprinkel-Hart

Subscribed and sworn to before me on May 2, 2022
Cyndi Rae Sprinkel-Hart, Notary



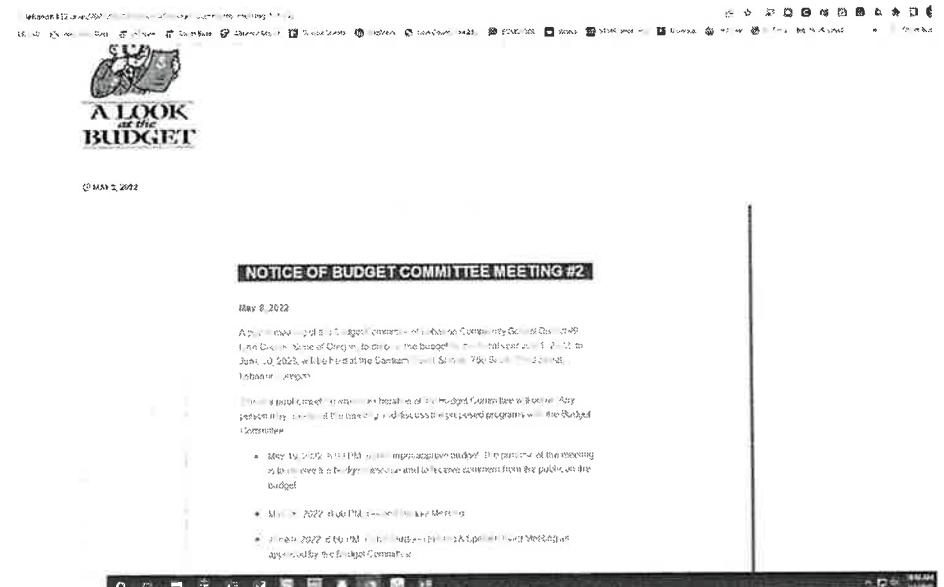
NOTICE OF BUDGET COMMITTEE MEETING #2

May 7, 2022

A public meeting of the Budget Committee of Lebanon Community School District #9, Linn County, State of Oregon, to discuss the budget for the fiscal year July 1, 2022, to June 30, 2023, will be held at the Santiam Travel Station, 750 South Third Street, Lebanon, Oregon.

This is a public meeting where deliberation of the Budget Committee will occur. Any person may appear at the meeting and discuss the proposed programs with the Budget Committee.

- May 19, 2022, 6:00 PM, public input/approve budget. The purpose of the meeting is to receive the budget message and to receive comment from the public on the budget.
- May 26, 2022, 6:00 PM, Second Budget Meeting
- June 9, 2022, 6:00 PM, Public Budget Hearing & Special Board Meeting as approved by the Budget Committee



***** Proof of Publication *****

State of Oregon
ss)
County of Linn and Benton

LEBANON COMMUNITY SCHOOL DISTR

485 S 5TH ST
LEBANON, OR 97355

ORDER NUMBER 144743

NOTICE OF BUDGET COMMITTEE MEETING #2

May 7, 2022

A public meeting of the Budget Committee of Lebanon Community School District #9, Linn County, State of Oregon, to discuss the budget for the fiscal year July 1, 2022, to June 30, 2023, will be held at the Sanliam Travel Station, 750 South Third Street, Lebanon, Oregon.

This is a public meeting where deliberation of the Budget Committee will occur. Any person may appear at the meeting and discuss the proposed programs with the Budget Committee.

- May 19, 2022, 6:00 PM, public input/approve budget. The purpose of the meeting is to receive the budget message and to receive comment from the public on the budget.
- May 26, 2022, 6:00 PM, Second Budget Meeting
- June 9, 2022, 6:00 PM, Public Budget Hearing & Special Board Meeting as approved by the Budget Committee

#144743

PUBLISH: 5/7/2022

I, Mary Kay Wiens, being first duly sworn depose and say, that I am the Legal Clerk of the Albany Democrat-Herald & Corvallis Gazette-Times, newspapers of general circulation, as defined by section 193.010 O.R.S., published at 600 Lyon St. SW, Albany, OR, in the aforesaid county and state; that a copy is hereto Annexed, was published in the entire issue of said newspaper.

Section: Public Notices
Category: 990 Public Notice
PUBLISHED ON: 05/07/2022

TOTAL AD COST: 247.44
FILED ON: 5/9/2022

Mary Kay Wiens
Mary Kay Wiens
Legal Clerk

Cyndi Rae Sprinkel-Hart
Subscribed and sworn to before me on May 9, 2022
Cyndi Rae Sprinkel-Hart, Notary



FORM ED-1

NOTICE OF BUDGET HEARING

A public meeting of the Lebanon Community School District will be held on June 09, 2022 at 6:00 pm online via YouTube. The purpose of this meeting is to discuss the budget for the fiscal year beginning July 1, 2022 as approved by the Lebanon Community School District 9 Budget Committee. A summary of the budget is presented below. A copy of the budget may be inspected or obtained at 485 S. Fifth Street, Lebanon, Oregon 97355 between the hours of 8:00 a.m. and 4:00 p.m., or online at <http://lebanon.k12.or.us>. This budget is for an annual budget period. This budget was prepared on a basis of accounting that is the same as the preceding year.

Contact: William Lewis, Business Director

Telephone: 541-259-8945

Email: william.lewis@lebanon.k12.or.us

FINANCIAL SUMMARY - RESOURCES			
TOTAL OF ALL FUNDS	Actual Amount Last Year 2020-21	Adopted Budget This Year 2021-22	Approved Budget Next Year 2022-23
Beginning Fund Balance	\$8,113,993	\$9,747,728	10,584,416
Current Year Property Taxes, other than Local Option Taxes	15,169,326	15,858,719	16,165,243
Current Year Local Option Property Taxes	0	0	0
Other Revenue from Local Sources	997,859	1,492,266	2,275,550
Revenue from Intermediate Sources	333,111	587,758	416,415
Revenue from State Sources	35,412,086	40,338,830	38,932,274
Revenue from Federal Sources	5,898,185	16,774,734	13,686,718
Interfund Transfers	2,100,000	2,579,446	2,409,000
All Other Budget Resources	584,156	250,000	340,000
Total Resources	\$68,608,717	\$87,629,480	\$84,809,616

FINANCIAL SUMMARY - REQUIREMENTS BY OBJECT CLASSIFICATION			
Salaries	\$24,456,665	\$29,235,026	\$30,245,587
Other Associated Payroll Costs	16,198,043	18,733,991	19,526,763
Purchased Services	5,124,539	7,478,087	7,119,068
Supplies & Materials	2,969,242	5,578,507	5,057,929
Capital Outlay	1,802,291	8,220,000	6,832,727
Other Objects (except debt service & interfund transfers)	683,567	1,096,790	1,526,827
Debt Service*	4,020,300	4,239,569	4,263,549
Interfund Transfers*	2,100,000	2,579,446	2,409,000
Operating Contingency	0	100,000	100,000
Unappropriated Ending Fund Balance & Reserves	11,254,069	10,368,064	7,728,167
Total Requirements	\$68,608,717	\$87,629,480	\$84,809,616

FINANCIAL SUMMARY - REQUIREMENTS AND FULL-TIME EQUIVALENT EMPLOYEES (FTE) BY FUNCTION			
1000 Instruction	\$30,519,246	\$38,235,756	\$38,227,360
FTE	355	409	387
2000 Support Services	17,534,171	21,063,788	23,552,703
FTE	162	171	180
3000 Enterprise & Community Service	1,880,582	2,997,857	2,336,111
FTE	22	25	25
4000 Facility Acquisition & Construction	1,300,349	8,045,000	6,192,727
FTE	0	0	0
5000 Other Uses			
5100 Debt Service*	4,020,300	4,239,569	4,263,549
5200 Interfund Transfers*	2,100,000	2,579,446	2,409,000
6000 Contingency	0	100,000	100,000
7000 Unappropriated Ending Fund Balance	11,254,069	10,368,064	7,728,167
Total Requirements	\$68,608,717	\$87,629,480	\$84,809,616
Total FTE	539	605	592

* not included in total 5000 Other Uses. To be appropriated separately from other 5000 expenditures.

STATEMENT OF CHANGES IN ACTIVITIES and SOURCES OF FINANCING **			

PROPERTY TAX LEVIES			
	Rate or Amount Imposed	Rate or Amount Imposed	Rate or Amount Approved
Permanent Rate Levy (Rate Limit 4.9925 per \$1,000)	4.9925	4.9925	4.9925
Local Option Levy			
Levy For General Obligation Bonds	\$3,929,612	\$4,139,307	\$4,242,002

STATEMENT OF INDEBTEDNESS		
LONG TERM DEBT	Estimated Debt Outstanding on July 1	Estimated Debt Authorized, But Not Incurred on July 1
General Obligation Bonds	\$35,816,140	
Other Bonds	\$894,190	
Other Borrowings	\$0	
Total	\$36,710,330	

** If more space is needed to complete any section of this form, insert lines (rows) on this sheet. You may delete blank lines.

*** Proof of Publication ***

State of Oregon
ss)
County of Linn and Benton

LEBANON COMMUNITY SCHOOL DISTR

485 S 5TH ST
LEBANON, OR 97355

ORDER NUMBER 145641

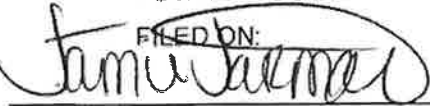
I, Jamie Jarman, being first duly sworn depose and say, that I am the Legal Clerk of the Albany Democrat-Herald & Corvallis Gazette-Times, newspapers of general circulation, as defined by section 193.010 O.R.S., published at 600 Lyon St. SW, Albany, OR, in the aforesaid county and state; that a copy is hereto Annexed, was published in the entire issue of said newspaper.

Section: Public Notices
Category: 990 Public Notice
PUBLISHED ON: 06/07/2022


TOTAL AD COST: 895.44

FILED ON:

6/7/2022



Jamie Jarman
Legal Clerk



Subscribed and sworn to before me on June 7, 2022
Cyndi Rae Sprinkel-Hart, Notary



*** Proof of Publication ***

FORM ED-1

NOTICE OF BUDGET HEARING

A public meeting of the Lebanon Community School District will be held on June 09, 2022 at 6:00 pm online via YouTube. The purpose of this meeting is to discuss the budget for the fiscal year beginning July 1, 2022 as approved by the Lebanon Community School District 9 Budget Committee. A summary of the budget is presented below. A copy of the budget may be inspected or obtained at 485 S. 5th Street, Lebanon, Oregon 97356 between the hours of 8:00 a.m. and 4:00 p.m., or online at <http://lebanon.k12.or.us>. This budget is for an annual budget period. This budget was prepared on a basis of accounting that is the same as the preceding year.

Contact: William Lewis, Business Director Telephone: 541-258-8845 Email: william.lewis@lebanon.k12.or.us

FINANCIAL SUMMARY - RESOURCES			
TOTAL OF ALL FUNDS	Actual Amount Last Year 2020-21	Adjusted Budget This Year 2021-22	Approved Budget Next Year 2022-23
Beginning Fund Balance	\$8,313,993	\$9,747,726	10,581,436
Current Year Property Taxes, other than Local Option Taxes	25,169,320	15,858,719	16,165,243
Current Year Local Option Property Taxes	0	0	0
Other Revenue from Local Sources	997,819	1,492,266	2,275,550
Revenue from Intermediate Sources	231,113	557,750	426,615
Revenue from State Sources	35,452,086	40,338,835	38,932,274
Revenue from Federal Sources	5,896,185	16,774,734	13,646,715
Interfund Transfers	2,100,000	2,579,446	2,409,000
All Other Budget Resources	564,156	250,000	340,000
Total Resources	\$68,608,717	\$87,629,480	\$84,809,816

FINANCIAL SUMMARY - REQUIREMENTS BY OBJECT CLASSIFICATION			
Salaries	\$26,456,865	\$29,275,026	\$30,243,587
Other Associated Payroll Costs	16,198,041	18,733,991	19,526,743
Purchased Services	3,124,578	7,478,987	7,119,068
Supplies & Materials	2,969,242	5,578,501	5,057,829
Capital Outlay	1,802,293	8,220,000	6,832,727
Other Objects (except debt service & interfund transfers)	883,567	1,099,790	1,526,827
Debt Service*	4,020,300	4,229,568	4,263,549
Interfund Transfers*	2,100,000	2,579,446	2,409,000
Operating Contingency	0	100,000	100,000
Unappropriated Ending Fund Balance & Reserves	11,254,088	10,368,064	7,728,167
Total Requirements	\$68,608,717	\$87,629,480	\$84,809,816

FINANCIAL SUMMARY - REQUIREMENTS AND FULL-TIME EQUIVALENT EMPLOYEES (FTE) BY FUNCTION			
1000 Instruction	\$30,319,246	\$38,275,758	\$38,227,380
FTE	313	409	387
1000 Support Services	17,534,371	21,063,788	21,512,703
FTE	162	171	180
1000 Enterprise & Community Service	1,880,582	2,997,857	2,330,111
FTE	22	25	23
4000 Facility Acquisition & Construction	1,300,549	1,045,000	6,192,727
FTE	0	0	0
5000 Other Users			
5100 Debt Service*	4,020,300	4,229,568	4,263,549
5200 Interfund Transfers*	2,100,000	2,579,446	2,409,000
6000 Contingency	0	100,000	100,000
7000 Unappropriated Ending Fund Balance	11,254,088	10,368,064	7,728,167
Total Requirements	\$68,608,717	\$87,629,480	\$84,809,816
Total FTE	538	605	592

* not included in total 5000 Other Users. To be appropriated separately from other 5000 expenditures.

STATEMENT OF CHANGES IN ACTIVITIES AND SOURCES OF FINANCING **

PROPERTY TAX LEVIES			
	Rate or Amount Imposed	Rate or Amount Imposed	Rate or Amount Approved
Relevant Rate Levy (Rate Levy 4.9925 per \$1,000)	4.9925	4.9925	4.9925
Local Option Levy			
Levy for General Obligation Bonds	\$1,929,642	\$4,139,307	\$4,242,062

STATEMENT OF INDEBTEDNESS		
LONG TERM DEBT	Estimated Debt Outstanding on July 1	Estimated Debt Authorized, But Not Incurred on July 1
General Obligation Bonds	\$37,816,140	
Other Bonds	\$894,190	
Other Borrowings	\$0	
Total	\$38,710,330	

** If more space is needed to complete any section of this form, insert lines (rows) on this sheet. You may delete blank lines.

#145641

PUBLISH: 6/7/2022

Online Proof of ED-1

lebanon.k12.or.us/2022/06/03/notice-of-budget-hearing/

LBLED Web Help Desk InTouch Touch Base Absence Mgmt Google Sheets LogMeIn Linn County Tax Aff... EGMS/ODE Works SPMS print info Unequa IV Citrix IV Citrix Work Email Other tools

JUNE 3, 2022

FORM ED-1

NOTICE OF BUDGET HEARING

A public meeting of the Lebanon Community School District will be held on June 09, 2022 at 6:00 pm online via YouTube. The purpose of this meeting is to discuss the budget for the fiscal year beginning July 1, 2022 as approved by the Lebanon Community School District 9 Budget Committee. A summary of the budget is presented below. A copy of the budget may be inspected or obtained at 405 S. Fifth Street, Lebanon, Oregon 97355 between the hours of 8:00 a.m. and 4:00 p.m. or online at <http://lebanon.k12.or.us>. This budget is for an annual budget period. This budget was prepared on a basis of accounting that is the same as the preceding year.

Contact: William Lewis, Business Director

Telephone: 541-259-5545

Email: william.lewis@lebanon.k12.or.us

FINANCIAL SUMMARY - RESOURCES

TOTAL OF ALL FUNDS	Actual Amount Last Year 2020-21	Adopted Budget This Year 2021-22	Approved Budget Next Year 2022-23
Beginning Fund Balance	\$8,113,993	\$9,747,725	10,384,416
Current Year Property Taxes, other than Local Option Taxes	15,165,126	15,855,719	16,165,243
Current Year Local Option Property Taxes	0	0	0
Other Revenue from Local Sources	997,559	1,492,266	2,275,550
Revenue from Intermediate Sources	232,111	597,758	416,415
Revenue from State Sources	35,412,086	40,335,630	38,932,274
Revenue from Federal Sources	5,898,185	16,774,734	13,636,718
Interfund Transfers	2,100,000	2,579,446	2,409,000
All Other Budget Resources	\$84,156	250,000	340,000
Total Resources	\$68,608,717	\$87,679,480	\$84,809,616

FINANCIAL SUMMARY - REQUIREMENTS BY OBJECT CLASSIFICATION

Salaries	\$24,456,655	\$29,235,026	\$30,245,567
Other Associated Payroll Costs	18,158,043	18,733,991	19,526,763
Purchased Services	5,124,539	7,478,087	7,119,068
Supplies & Materials	2,969,242	5,574,507	5,057,928
Capital Outlay	1,802,391	8,220,000	6,832,727
Other Objects (except debt service & interfund transfers)	683,567	1,096,790	1,526,827
Debt Service*	4,020,300	4,239,569	4,263,549
Interfund Transfers*	2,100,000	2,579,446	2,409,000
Operating Contingency	0	100,000	100,000
Unappropriated Ending Fund Balance & Reserves	11,254,069	10,368,054	7,728,167
Total Requirements	\$68,608,717	\$87,679,480	\$84,809,616

FINANCIAL SUMMARY - REQUIREMENTS AND FULL-TIME EQUIVALENT EMPLOYEES (FTE) BY FUNCTION

1000 Instruction	510,519,246	\$38,235,755	\$38,227,360
FTE	355	409	387
2000 Support Services	17,534,171	21,061,786	21,552,203
FTE	162	171	180
3000 Enterprise & Community Service	1,850,552	2,997,857	2,336,111
FTE	22	25	25
4000 Extraordinary & Unassigned	1,300,510	9,000,000	6,100,000

10:34 PM
6/4/2022

Proof of Online Posting of Proposed Budget

! lebanon.k12.or.us/2022/05/23/proposed-budget-for-2022-2023/

CSO LBLED Web Help Desk InTouch Touch Base Absence Mgmt Google Sheets LogMeIn Linn County Tax All... EGMS/ODE Works SFMS print info Unique IV Cirb IV Cirb Other bookmarks


Home / News / Proposed Budget for 2022-2023

Proposed Budget for 2022-2023

2022-2023

Lebanon Community School District #9

PROPOSED BUDGET



🕒 MAY 23, 2022

To view the Lebanon Community School District 2022-2023 Proposed Budget, [click here](#).

To provide feedback or ask questions about the 2022-2023 Proposed Budget before it is approved by the school board, please email lcsdbudget_staff@lebanon.k12.or.us. This account is monitored by our Business Department and Superintendent's Office and is the most efficient way to reach us on this topic.

Thank you for your participation!

8:36 AM
5/23/2022

NOTICE OF BUDGET COMMITTEE MEETING #2

May 24, 2022

A public meeting of the Budget Committee of Lebanon Community School District #9, Linn County, State of Oregon, to discuss the budget for the fiscal year July 1, 2022, to June 30, 2023, will be held virtually by Zoom and livestreamed to YouTube.

This is a public meeting where deliberation of the Budget Committee will occur. Any person may submit comments to discuss the proposed programs with the Budget Committee at lcldbudget_staff@lebanon.k12.or.us. Questions and answers will be posted as they become available.

- May 19, 2022, 5:30 PM, public input/approve budget. The purpose of the meeting is to receive the budget message and to receive comment from the public on the budget.
- May 26, 2022, 6:00 PM, Second Budget Meeting
- June 2, 2022, 6:00 PM, Additional Budget Meeting, only if needed
- June 9, 2022, 6:00 PM, Public Budget Hearing & Special Board Meeting as approved by the Budget Committee

Proof of Posting Location Change for Meeting #2

lebanon.k12.or.us/2022/05/04/notice-of-budget-committee-meeting-5-8-22/

LBLESD Web Help Desk InTouch Touch Base Absence Mgmt Google Sheets LogMeIn Linn County Tax All... EGMS/ODE Works SPMS print info Umpqua IV Citrix IV Citrix Work Email Other bac



MAY 2, 2022

NOTICE OF BUDGET COMMITTEE MEETING #2

May 8, 2022

A public meeting of the Budget Committee of Lebanon Community School District #9, Linn County, State of Oregon, to discuss the budget for the fiscal year July 1, 2022, to June 30, 2023, will be held at the Santiam Travel Station, 750 South Third Street, Lebanon, Oregon.

This is a public meeting where deliberation of the Budget Committee will occur. Any person may appear at the meeting and discuss the proposed programs with the Budget Committee.


- May 19, 2022, 6:00 PM, public input/approve budget. The purpose of the meeting is to receive the budget message and to receive comment from the public on the budget.
- May 26, 2022, 6:00 PM, Second Budget Meeting
- June 9, 2022, 6:00 PM, Public Budget Hearing & Special Board Meeting as approved by the Budget Committee

RESOLUTION #2022-09 IMPOSING & CATEGORIZING TAX


BE IT RESOLVED that Board of Directors of the Lebanon Community School District #9 hereby approves the taxes provided for in the adopted budget:
At the rate of 4.9925 per \$1,000 of assessed valued for operations;
In the amount of \$4,242,002 for bonds;
and that these taxes are hereby imposed and categorized for tax year 2022-2023 upon the assessed value of all taxable property within the district as follows:

Education Limitations	Excluded from Limitations
Permanent Rate Tax.....4.9925 / \$1,000	
Debt Service Levy.....	\$ 4,242,002

Date: June 09, 2022



Tom Oliver
Chair, Budget Committee



Bo Yates
Superintendent

RESOLUTION #2022-08 MAKING APPROPRIATION FOR THE 2022-2023 BUDGET

BE IT RESOLVED that the amounts for the fiscal year beginning July 1, 2022, and for the purposes shown below are hereby appropriated:

General Fund (100)

Instruction.....	\$ 28,758,250
Support Services.....	\$ 17,742,457
Enterprise & Community..	\$ 1,291
Other:	
Interest.....	\$ -
Transfers.....	\$ 2,284,000
Contingency.....	\$ 100,000
Unappropriated Ending Fund Balance	\$ 2,900,000
Total.....	<u>\$ 51,785,998</u>

Special Revenue Funds (200's)

Instruction.....	\$ 9,469,111
Support Services.....	\$ 5,732,973
Enterprise & Community..	\$ 2,334,820
Facilities Acquist./Const..	\$ 5,400,000
Transfers.....	\$ 125,000
Contingency.....	\$ -
Unappropriated Ending Fund Balance	\$ 4,480,765
Total.....	<u>\$ 27,542,668</u>

Debt Service (300's)

Debt Service.....	\$ 4,423,550
-------------------	--------------

Capital Projects (400's)

Facilities Acquist./Const..	\$ 24,000
-----------------------------	-----------

Enterprise Fund (500's)

Instruction.....	\$ 795,000
------------------	------------

Internal Service (600's)

Support Services.....	\$ 237,400
-----------------------	------------

Trust and Agency (700's)

Support Services.....	\$ 1,000
-----------------------	----------

Total Appropriations, All Funds \$ 84,809,616

TOTAL ADOPTED BUDGET \$ 84,809,616

Date: June 09, 2022



Mike Martin
Chair, Board of Directors



Bo Yates
Superintendent

Notice of Property Tax and Certification of Intent to Impose a Tax on Property for Education Districts

To assessor of Linn County

**FORM OR-ED-50
2022-2023**

- File no later than JULY 15.
- Be sure to read instructions in the current Notice of Property Tax Forms and Instruction booklet.

☐ Check here if this is an amended form.

The **Lebanon Community School District #9** has the responsibility and authority to place the following property tax, fee, charge or assessment on the tax roll of Linn County. The property tax, fee, charge or assessment is categorized as stated by this form.

485 S. 5th Street **Lebanon** **OR** **97355** **July 1, 2022**
Mailing Address of District City State Zip Date Submitted
William H. Lewis III **Business Director** **541-259-8945** **william.lewis@lebanon.k12.or.us**
Contact Person Title Daytime Telephone Contact Person E-mail

CERTIFICATION - You must check one box.

- ☒ The tax rate of levy amounts certified in Part I are within the tax rate or levy amounts approved by the budget committee.
- ☐ The tax rate of levy amounts certified in Part I were changed by the governing body and republished as required in ORS 294.456.

PART I: TOTAL PROPERTY TAX LEVY

		Subject to Education Limits Rate -or- Dollar Amount	
1. Rate per \$1,000 or dollar amount levied (within permanent rate limit) . .	1	4.9925	Excluded from Measure 5 Limits Amount of Levy
2. Local option operating tax	2		
3. Local option capital project tax	3		
4a. Levy for bonded indebtedness from bonds approved by voters prior to October 6, 2001	4a.		
4b. Levy for bonded indebtedness from bonds approved by voters after October 6, 2001	4b.		\$4,242,002
4c. Total levy for bonded indebtedness not subject to Measure 5 or Measure 50 (total of 4a + 4b)	4c.		\$4,242,002

PART II: RATE LIMIT CERTIFICATION

5. Permanent rate limit in dollars and cents per \$1,000	5	4.9925
6. Election date when your new district received voter approval for your permanent rate limit	6	
7. Estimated permanent rate limit for newly merged/consolidated district	7	

PART III: SCHEDULE OF LOCAL OPTION TAXES - Enter all local option taxes on this schedule. If there are more than three taxes, attach a sheet showing the information for each.

Purpose (operating, capital project, or mixed)	Date voters approved local option ballot measure	First tax year levied	Final tax year to be levied	Tax amount -or- rate authorized per year by voters

150-504-060 (Rev. 11-05-21)

(see the back for worksheet for lines 4a, 4b, and 4c)

File with your assessor no later than JULY 15, unless granted an extension in writing.